

STATEMENT OF APPROPRIATIONS, ALLOTMENTS, OBLIGATIONS, DISBURSEMENTS AND BALANCES
As at the Quarter Ending December 31, 2021

Department : Department of Science and Technology (DOST)
Agency/Entity : Science and Technology Information Institute
Operating Unit : < not applicable >
Organization Code (UACS) : 19 019 0000000
Fund Cluster : 01 Regular Agency Fund

X	Current Year Appropriations
	Supplemental Appropriations
	Continuing Appropriations

(e.g. UACS Fund Cluster: 01-Regular Agency Fund, 02-Foreign Assisted Projects Fund, 03-Special Account-Locally Funded/Domestic Grants Fund, and 04-Special Account-Foreign Assisted/Foreign Grants Fund)

Particulars	UACS CODE	Appropriations			Allotments		Current Year Obligations					Current Year Disbursements					Balances						
		Authorized Appropriations	Adjustments(Transfer To/From, Modifications/ Augmentations)	Adjusted Appropriations	Allotments Received	Adjustments(Reductions, Modifications/ Augmentations)	Transfer To	Transfer From	Adjusted Total Allotments	1st Quarter Ending March 31	2nd Quarter Ending June 30	3rd Quarter Ending Sept. 30	4th Quarter Ending Dec. 31	TOTAL	1st Quarter Ending March 31	2nd Quarter Ending June 30	3rd Quarter Ending Sept. 30	4th Quarter Ending Dec. 31	TOTAL	Unreleased Appro	Unobligated Allotments	Unpaid Obligations(15-20)=(23+24)	
		3	4	5=(3+4)	6	7	8	9	10=[(6+(-)7)-8+9]	11	12	13	14	15=(11+12+13+14)	16	17	18	19	20=(16+17+18+19)	21	22	23	24
I. Agency Specific Budget		107,771,000.00	1,377,882.00	109,148,882.00	107,771,000.00	1,377,882.00	0.00	0.00	109,148,882.00	30,416,277.20	24,816,896.43	18,256,821.81	31,805,979.15	105,296,874.59	12,813,146.91	25,854,531.31	25,092,142.88	31,827,207.11	95,587,028.19	0.00	3,853,207.41	5,337,194.81	4,371,451.59
General Administration and Support	1000000000000000	38,140,000.00	(3,154,823.83)	34,985,176.37	38,140,000.00	(3,154,823.83)	0.00	0.00	34,985,176.37	9,357,091.00	8,850,387.23	6,013,830.96	8,832,783.18	34,864,082.37	5,828,494.05	10,866,440.88	8,320,570.15	9,836,138.37	34,451,543.25	0.00	131,094.00	95,032.22	307,406.90
General Management and Supervision	100000100001000	38,140,000.00	(3,154,823.83)	34,985,176.37	38,140,000.00	(3,154,823.83)	0.00	0.00	34,985,176.37	9,357,091.00	8,850,387.23	6,013,830.96	8,832,783.18	34,864,082.37	5,828,494.05	10,866,440.88	8,320,570.15	9,836,138.37	34,451,543.25	0.00	131,094.00	95,032.22	307,406.90
PS		23,183,000.00	(3,104,823.83)	20,078,176.37	23,183,000.00	(3,104,823.83)	0.00	0.00	20,078,176.37	4,149,758.58	5,889,068.47	3,548,205.20	6,891,144.12	20,078,176.37	4,131,430.88	5,673,833.22	3,528,740.48	6,736,886.89	20,070,511.47	0.00	0.00	7,664.90	0.00
MOOE		9,992,000.00	(90,000.00)	9,902,000.00	9,992,000.00	(90,000.00)	0.00	0.00	9,902,000.00	1,637,336.42	2,997,388.76	2,465,625.76	2,941,648.06	9,942,000.00	1,487,043.17	2,848,997.48	2,301,733.87	2,899,451.48	9,547,225.78	0.00	0.00	87,367.32	307,406.90
CO		4,965,000.00	0.00	4,965,000.00	4,965,000.00	0.00	0.00	4,965,000.00	3,689,996.00	1,163,910.00	0.00	0.00	4,833,906.00	0.00	2,343,810.00	2,490,096.00	0.00	4,833,906.00	0.00	131,094.00	0.00	0.00	
Sub-Total, General Administration and Support		38,140,000.00	(3,154,823.83)	34,985,176.37	38,140,000.00	(3,154,823.83)	0.00	0.00	34,985,176.37	9,357,091.00	8,850,387.23	6,013,830.96	8,832,783.18	34,864,082.37	5,828,494.05	10,866,440.88	8,320,570.15	9,836,138.37	34,451,543.25	0.00	131,094.00	95,032.22	307,406.90
PS		23,183,000.00	(3,104,823.83)	20,078,176.37	23,183,000.00	(3,104,823.83)	0.00	0.00	20,078,176.37	4,149,758.58	5,889,068.47	3,548,205.20	6,891,144.12	20,078,176.37	4,131,430.88	5,673,833.22	3,528,740.48	6,736,886.89	20,070,511.47	0.00	0.00	7,664.90	0.00
MOOE		9,992,000.00	(90,000.00)	9,902,000.00	9,992,000.00	(90,000.00)	0.00	0.00	9,902,000.00	1,637,336.42	2,997,388.76	2,465,625.76	2,941,648.06	9,942,000.00	1,487,043.17	2,848,997.48	2,301,733.87	2,899,451.48	9,547,225.78	0.00	0.00	87,367.32	307,406.90
FinEx (if Applicable)		0.00	0.00	0.00	0.00	0.00	0.00	0.00	0.00	0.00	0.00	0.00	0.00	0.00	0.00	0.00	0.00	0.00	0.00	0.00	0.00	0.00	0.00
CO		4,965,000.00	0.00	4,965,000.00	4,965,000.00	0.00	0.00	4,965,000.00	3,689,996.00	1,163,910.00	0.00	0.00	4,833,906.00	0.00	2,343,810.00	2,490,096.00	0.00	4,833,906.00	0.00	131,094.00	0.00	0.00	
Operations	3000000000000000	69,831,000.00	4,532,705.63	74,363,705.63	69,831,000.00	4,532,705.63	0.00	0.00	74,363,705.63	21,059,186.20	14,966,229.20	12,242,990.86	22,173,185.97	70,441,592.22	7,184,652.86	14,988,090.63	16,771,572.71	22,191,068.74	61,135,384.94	0.00	3,722,113.41	5,242,182.59	4,064,044.69
OO : Public Science and Technology awareness increased		69,831,000.00	4,532,705.63	74,363,705.63	69,831,000.00	4,532,705.63	0.00	0.00	74,363,705.63	21,059,186.20	14,966,229.20	12,242,990.86	22,173,185.97	70,441,592.22	7,184,652.86	14,988,090.63	16,771,572.71	22,191,068.74	61,135,384.94	0.00	3,722,113.41	5,242,182.59	4,064,044.69
SCIENCE AND TECHNOLOGY INFORMATION PROGRAM		69,831,000.00	4,532,705.63	74,363,705.63	69,831,000.00	4,532,705.63	0.00	0.00	74,363,705.63	21,059,186.20	14,966,229.20	12,242,990.86	22,173,185.97	70,441,592.22	7,184,652.86	14,988,090.63	16,771,572.71	22,191,068.74	61,135,384.94	0.00	3,722,113.41	5,242,182.59	4,064,044.69
Operation of Science and Technology Center for Information Services	310100100001000	27,745,000.00	92,004.28	27,837,004.28	27,745,000.00	92,004.28	0.00	0.00	27,837,004.28	4,281,529.33	7,178,737.82	6,468,400.37	9,480,434.90	27,440,102.45	3,198,577.04	5,749,432.22	5,153,964.63	10,278,567.77	24,378,561.86	0.00	386,901.83	1,221,200.59	1,842,340.20
PS		10,795,000.00	1,112,004.28	11,907,004.28	10,795,000.00	1,112,004.28	0.00	0.00	11,907,004.28	2,318,964.88	3,296,708.89	2,395,115.51	3,896,215.00	11,907,004.28	2,306,137.90	3,271,483.76	2,371,381.63	3,958,000.99	11,907,004.28	0.00	0.00	0.00	
MOOE		16,360,000.00	(1,020,000.00)	15,340,000.00	16,360,000.00	(1,020,000.00)	0.00	0.00	15,340,000.00	1,785,524.45	3,832,028.93	4,094,284.86	5,584,219.90	15,096,058.17	890,429.14	2,227,948.46	2,595,543.00	6,318,586.78	12,032,517.36	0.00	243,941.83	1,221,200.59	1,842,340.20
CO		590,000.00	0.00	590,000.00	590,000.00	0.00	0.00	590,000.00	187,040.00	250,000.00	0.00	0.00	437,040.00	0.00	250,000.00	187,040.00	0.00	437,040.00	0.00	182,980.00	0.00	0.00	
Science and Technology Promotion and Advocacy Services	310100100002000	16,402,000.00	5,347,145.35	21,749,145.35	16,402,000.00	5,347,145.35	0.00	0.00	21,749,145.35	5,955,279.99	5,556,158.28	4,047,857.47	6,115,488.83	21,676,784.37	3,889,143.37	5,557,840.25	4,859,360.87	6,611,429.20	20,917,573.89	0.00	72,380.98	85,542.00	693,868.68
PS		8,097,000.00	5,747,145.35	14,844,145.35	8,097,000.00	5,747,145.35	0.00	0.00	14,844,145.35	3,034,424.85	3,962,361.50	2,860,938.46	4,896,419.57	14,844,144.37	2,901,179.17	3,922,102.86	2,910,382.01	5,016,708.53	14,843,072.37	0.00	0.88	1,072.00	0.00
MOOE		7,055,000.00	(490,000.00)	6,565,000.00	7,055,000.00	(490,000.00)	0.00	0.00	6,565,000.00	2,920,855.14	1,418,156.78	1,098,919.02	1,219,069.06	6,865,000.00	897,964.20	1,510,537.59	1,898,838.88	1,591,720.87	5,896,861.32	0.00	0.00	84,470.00	693,868.68
CO		250,000.00	0.00	250,000.00	250,000.00	0.00	0.00	250,000.00	0.00	177,640.00	0.00	0.00	177,640.00	0.00	125,000.00	52,640.00	0.00	177,640.00	0.00	72,380.98	0.00	0.00	
Project(s)		25,484,000.00	(906,444.00)	24,577,556.00	25,484,000.00	(906,444.00)	0.00	0.00	24,577,556.00	10,812,376.88	2,229,333.10	1,705,733.01	6,577,282.41	21,324,705.40	98,932.48	3,681,018.16	6,758,247.21	5,300,051.77	15,841,249.59	0.00	3,252,850.80	3,955,420.00	1,528,035.81
Locally-Funded Project(s)		25,484,000.00	(906,444.00)	24,577,556.00	25,484,000.00	(906,444.00)	0.00	0.00	24,577,556.00	10,812,376.88	2,229,333.10	1,705,733.01	6,577,282.41	21,324,705.40	98,932.48	3,681,018.16	6,758,247.21	5,300,051.77	15,841,249.59	0.00	3,252,850.80	3,955,420.00	1,528,035.81
Continuing Operation and Broadcast of DOST Science and Technology Channel "DOSTV"	310100200001000	25,484,000.00	(906,444.00)	24,577,556.00	25,484,000.00	(906,444.00)	0.00	0.00	24,577,556.00	10,812,376.88	2,229,333.10	1,705,733.01	6,577,282.41	21,324,705.40	98,932.48	3,681,018.16	6,758,247.21	5,300,051.77	15,841,249.59	0.00	3,252,850.80	3,955,420.00	1,528,035.81
PS		0.00	0.00	0.00	0.00	0.00	0.00	0.00	0.00	0.00	0.00	0.00	0.00	0.00	0.00	0.00	0.00	0.00	0.00	0.00	0.00	0.00	0.00

This report was generated using the Unified Reporting System on 09/03/2022 08:11 version.FAR1.2.5 ; Status : SUBMITTED

Handwritten initials/signature

Department : Department of Science and Technology (DOST)
 Agency/Entity : Science and Technology Information Institute
 Operating Unit : < not applicable >
 Organization Code (UACS) : 19 019 0000000
 Fund Cluster : 01 Regular Agency Fund

X	Current Year Appropriations
	Supplemental Appropriations
	Continuing Appropriations

(e.g. UACS Fund Cluster: 01-Regular Agency Fund, 02-Foreign Assisted Projects Fund, 03-Special Account-Locally Funded/Domestic Grants Fund, and 04-Special Account-Foreign Assisted/Foreign Grants Fund)

Particulars	UACS CODE	Appropriations			Allotments						Current Year Obligations					Current Year Disbursements					Balances			
		Authorized Appropriations	Adjustments (Transfer To/From, Modifications, Augmentations)	Adjusted Appropriations	Allotments Received	Adjustments (Reductions, Modifications, Augmentations)	Transfer To	Transfer From	Adjusted Total Allotments	1st Quarter Ending March 31	2nd Quarter Ending June 30	3rd Quarter Ending Sept. 30	4th Quarter Ending Dec. 31	TOTAL	1st Quarter Ending March 31	2nd Quarter Ending June 30	3rd Quarter Ending Sept. 30	4th Quarter Ending Dec. 31	TOTAL	Unreleased Appro	Unobligated Allotments	Unpaid Obligations(15-20)=(23+24)		
																						Due and Demandable	Not Yet Due and Demandable	
1	2	3	4	5=(3+4)	6	7	8	9	10=[(6+(-)7)-8+9]	11	12	13	14	15=(11+12+13+14)	16	17	18	19	20=(16+17+18+19)	21	22	23	24	
MOOE		19,959,000.00	(906,444.00)	19,052,556.00	19,959,000.00	(906,444.00)	0.00	0.00	19,052,556.00	6,552,916.25	982,423.10	1,705,733.01	6,577,262.41	15,818,334.87	99,932.45	2,381,468.16	3,027,826.68	4,826,851.77	10,334,879.06	0.00	3,234,221.13	3,955,420.00	1,528,035.81	
CO		5,525,000.00	0.00	5,525,000.00	5,525,000.00	0.00	0.00	0.00	5,525,000.00	4,259,490.53	1,246,910.00	0.00	0.00	5,506,370.53	0.00	1,299,550.00	3,730,420.53	476,400.00	5,506,370.53	0.00	18,629.47	0.00	0.00	
Sub-Total, Operations		69,631,000.00	4,532,705.63	74,163,705.63	69,631,000.00	4,532,705.63	0.00	0.00	74,163,705.63	21,059,186.20	14,886,229.20	12,242,990.85	22,173,185.97	70,441,592.22	7,184,852.86	14,988,090.53	16,771,572.71	22,191,068.74	81,135,364.84	0.00	3,722,113.41	5,242,162.59	4,064,044.89	
PS		19,892,000.00	6,859,149.63	26,751,149.63	19,892,000.00	6,859,149.63	0.00	0.00	26,751,149.63	5,353,389.73	7,259,070.39	5,346,053.96	8,792,634.57	26,751,148.65	5,297,317.07	7,193,586.42	5,281,463.84	8,977,709.52	26,750,078.65	0.00	0.88	1,072.00	0.00	
MOOE		43,374,000.00	(2,326,444.00)	41,047,556.00	43,374,000.00	(2,326,444.00)	0.00	0.00	41,047,556.00	11,259,285.94	8,032,608.81	6,896,936.89	13,380,551.40	37,569,393.04	1,887,335.79	6,118,654.21	7,520,008.54	12,736,958.22	28,264,257.76	0.00	3,478,162.88	5,241,090.59	4,064,044.89	
FinEx (If Applicable)		0.00	0.00	0.00	0.00	0.00	0.00	0.00	0.00	0.00	0.00	0.00	0.00	0.00	0.00	0.00	0.00	0.00	0.00	0.00	0.00	0.00	0.00	
CO		6,365,000.00	0.00	6,365,000.00	6,365,000.00	0.00	0.00	0.00	6,365,000.00	4,448,500.53	1,874,550.00	0.00	0.00	6,121,050.53	0.00	1,874,550.00	3,970,100.53	476,400.00	6,121,050.53	0.00	243,949.47	0.00	0.00	
Sub-Total, I. Agency Specific Budget		107,771,000.00	1,377,882.00	109,148,882.00	107,771,000.00	1,377,882.00	0.00	0.00	109,148,882.00	30,416,277.20	24,816,586.43	18,256,821.81	31,805,979.15	105,295,674.59	12,813,146.91	25,854,531.31	26,092,142.86	31,527,207.11	95,567,028.19	0.00	3,853,207.41	5,337,194.81	4,371,451.59	
PS		43,075,000.00	3,754,326.00	46,829,326.00	43,075,000.00	3,754,326.00	0.00	0.00	46,829,326.00	9,503,148.31	12,948,136.85	8,894,259.16	15,483,776.69	46,829,325.02	9,428,767.95	12,867,219.64	8,810,204.12	15,714,396.41	46,820,586.12	0.00	0.88	8,736.90	0.00	
MOOE		83,366,000.00	(2,376,444.00)	80,989,556.00	83,366,000.00	(2,376,444.00)	0.00	0.00	80,989,556.00	12,796,932.36	9,029,997.57	9,362,562.85	16,322,200.46	47,511,393.04	3,384,378.96	5,968,951.67	9,821,742.21	15,636,410.70	37,811,483.54	0.00	3,478,162.88	5,328,457.91	4,371,451.59	
FinEx (If Applicable)		0.00	0.00	0.00	0.00	0.00	0.00	0.00	0.00	0.00	0.00	0.00	0.00	0.00	0.00	0.00	0.00	0.00	0.00	0.00	0.00	0.00	0.00	
CO		11,330,000.00	0.00	11,330,000.00	11,330,000.00	0.00	0.00	0.00	11,330,000.00	8,116,496.53	2,836,460.00	0.00	0.00	10,954,956.53	0.00	4,018,380.00	6,460,196.53	476,400.00	10,954,956.53	0.00	375,043.47	0.00	0.00	
II. Automatic Appropriations		3,068,000.00	378,366.00	3,446,366.00	3,444,366.00	0.00	0.00	0.00	3,444,366.00	855,019.06	851,999.76	869,746.56	856,899.60	3,433,665.00	855,019.06	851,999.76	869,746.56	856,899.60	3,433,665.00	0.00	10,701.00	0.00	0.00	
Specific Budgets of National Government Agencies		3,068,000.00	378,366.00	3,444,366.00	3,444,366.00	0.00	0.00	0.00	3,444,366.00	855,019.06	851,999.76	869,746.56	856,899.60	3,433,665.00	855,019.06	851,999.76	869,746.56	856,899.60	3,433,665.00	0.00	10,701.00	0.00	0.00	
Retirement and Life Insurance Premiums		3,068,000.00	378,366.00	3,444,366.00	3,444,366.00	0.00	0.00	0.00	3,444,366.00	855,019.06	851,999.76	869,746.56	856,899.60	3,433,665.00	855,019.06	851,999.76	869,746.56	856,899.60	3,433,665.00	0.00	10,701.00	0.00	0.00	
PS		3,068,000.00	378,366.00	3,444,366.00	3,444,366.00	0.00	0.00	0.00	3,444,366.00	855,019.06	851,999.76	869,746.56	856,899.60	3,433,665.00	855,019.06	851,999.76	869,746.56	856,899.60	3,433,665.00	0.00	10,701.00	0.00	0.00	
Sub-Total II. Automatic Appropriations		3,068,000.00	378,366.00	3,444,366.00	3,444,366.00	0.00	0.00	0.00	3,444,366.00	855,019.06	851,999.76	869,746.56	856,899.60	3,433,665.00	855,019.06	851,999.76	869,746.56	856,899.60	3,433,665.00	0.00	10,701.00	0.00	0.00	
PS		3,068,000.00	378,366.00	3,444,366.00	3,444,366.00	0.00	0.00	0.00	3,444,366.00	855,019.06	851,999.76	869,746.56	856,899.60	3,433,665.00	855,019.06	851,999.76	869,746.56	856,899.60	3,433,665.00	0.00	10,701.00	0.00	0.00	
MOOE		0.00	0.00	0.00	0.00	0.00	0.00	0.00	0.00	0.00	0.00	0.00	0.00	0.00	0.00	0.00	0.00	0.00	0.00	0.00	0.00	0.00	0.00	
FinEx		0.00	0.00	0.00	0.00	0.00	0.00	0.00	0.00	0.00	0.00	0.00	0.00	0.00	0.00	0.00	0.00	0.00	0.00	0.00	0.00	0.00	0.00	
CO		0.00	0.00	0.00	0.00	0.00	0.00	0.00	0.00	0.00	0.00	0.00	0.00	0.00	0.00	0.00	0.00	0.00	0.00	0.00	0.00	0.00	0.00	
III. Special Purpose Fund		0.00	1,024,646.00	1,024,646.00	0.00	1,024,646.00	0.00	0.00	1,024,646.00	0.00	0.00	0.00	0.00	1,024,646.00	1,024,646.00	0.00	0.00	0.00	1,024,646.00	0.00	0.00	0.00	0.00	
Miscellaneous Personnel Benefits Fund		0.00	1,024,646.00	1,024,646.00	0.00	1,024,646.00	0.00	0.00	1,024,646.00	0.00	0.00	0.00	0.00	1,024,646.00	1,024,646.00	0.00	0.00	0.00	1,024,646.00	0.00	0.00	0.00	0.00	
PS		0.00	1,024,646.00	1,024,646.00	0.00	1,024,646.00	0.00	0.00	1,024,646.00	0.00	0.00	0.00	0.00	1,024,646.00	1,024,646.00	0.00	0.00	0.00	1,024,646.00	0.00	0.00	0.00	0.00	
Sub-Total III. Special Purpose Fund		0.00	1,024,646.00	1,024,646.00	0.00	1,024,646.00	0.00	0.00	1,024,646.00	0.00	0.00	0.00	0.00	1,024,646.00	1,024,646.00	0.00	0.00	0.00	1,024,646.00	0.00	0.00	0.00	0.00	
PS		0.00	1,024,646.00	1,024,646.00	0.00	1,024,646.00	0.00	0.00	1,024,646.00	0.00	0.00	0.00	0.00	1,024,646.00	1,024,646.00	0.00	0.00	0.00	1,024,646.00	0.00	0.00	0.00	0.00	
MOOE		0.00	0.00	0.00	0.00	0.00	0.00	0.00	0.00	0.00	0.00	0.00	0.00	0.00	0.00	0.00	0.00	0.00	0.00	0.00	0.00	0.00	0.00	
FinEx		0.00	0.00	0.00	0.00	0.00	0.00	0.00	0.00	0.00	0.00	0.00	0.00	0.00	0.00	0.00	0.00	0.00	0.00	0.00	0.00	0.00	0.00	
CO		0.00	0.00	0.00	0.00	0.00	0.00	0.00	0.00	0.00	0.00	0.00	0.00	0.00	0.00	0.00	0.00	0.00	0.00	0.00	0.00	0.00	0.00	
IV. Reversion of the Unobligated Allotments charged against R.A. Nos. 11485 and 11494		0.00	0.00	0.00	0.00	0.00	0.00	0.00	0.00	0.00	0.00	0.00	0.00	0.00	0.00	0.00	0.00	0.00	0.00	0.00	0.00	0.00	0.00	
GRAND TOTAL		110,839,000.00	2,778,894.00	113,617,894.00	111,215,366.00	2,402,528.00	0.00	0.00	113,617,894.00	31,271,296.26	25,888,096.19	19,128,568.37	33,887,524.75	109,753,985.59	13,888,165.99	28,706,531.07	25,961,889.42	33,708,752.71	100,045,339.19	0.00	3,863,908.41	5,337,194.81	4,371,451.59	

This report was generated using the Unified Reporting System on 09/03/2022 08:13 version.FAR1.2.5 ; Status : SUBMITTED

Handwritten initials or signature.

Department : Department of Science and Technology (DOST)
 Agency/Entity : Science and Technology Information Institute
 Operating Unit : < not applicable >
 Organization Code (UACS) : 19 019 000000
 Fund Cluster : 01 Regular Agency Fund
 (e.g. UACS Fund Cluster: 01-Regular Agency Fund, 02-Foreign Assisted Projects Fund, 03-Special Account-Locally Funded/Domestic Grants Fund, and 04-Special Account-Foreign Assisted/Foreign Grants Fund)

X	Current Year Appropriations
	Supplemental Appropriations
	Continuing Appropriations

Particulars	UACS CODE	Appropriations			Allotments			Current Year Obligations					Current Year Disbursements				Balances						
		Authorized Appropriations	Adjustments(Transfer To/From, Modifications, Augmentations)	Adjusted Appropriations	Allotments Received	Adjustments(Reductions, Modifications/Augmentations)	Transfer To	Transfer From	Adjusted Total Allotments	1st Quarter Ending March 31	2nd Quarter Ending June 30	3rd Quarter Ending Sept. 30	4th Quarter Ending Dec. 31	TOTAL	1st Quarter Ending March 31	2nd Quarter Ending June 30	3rd Quarter Ending Sept. 30	4th Quarter Ending Dec. 31	TOTAL	Unreleased Appro	Unobligated Allotments	Unpaid Obligations(15-20)=(23+24)	
		3	4	5=(3+4)	6	7	8	9	10=(6+(-)7)-8+9	11	12	13	14	15=(11+12+13+14)	16	17	18	19	20=(16+17+18+19)	21	22	23	24
PS		48,143,000.00	5,155,338.00	51,298,338.00	46,516,368.00	4,778,972.00	0.00	0.00	51,298,338.00	10,358,187.39	13,800,138.62	9,764,005.72	17,365,324.29	51,287,636.02	10,283,787.03	13,719,219.40	9,679,950.88	17,595,942.01	51,278,899.12	0.00	10,701.88	8,736.90	0.00
MOOE		53,368,000.00	(2,376,444.00)	50,991,556.00	53,366,000.00	(2,376,444.00)	0.00	0.00	50,991,556.00	12,796,832.36	9,029,897.57	9,362,562.66	16,322,200.46	47,511,393.04	3,384,378.96	8,968,951.67	9,821,742.21	15,630,410.70	37,811,483.54	0.00	3,478,162.89	5,328,457.91	4,371,451.59
CO		11,330,000.00	0.00	11,330,000.00	11,330,000.00	0.00	0.00	0.00	11,330,000.00	8,116,496.83	2,838,460.00	0.00	0.00	10,954,956.83	0.00	4,018,360.00	8,460,196.53	476,400.00	10,954,956.83	0.00	375,043.47	0.00	0.00
Recapitulation by OO:																							
L Agency Specific Budget		69,831,000.00	5,105,462.63	74,736,462.63	69,831,000.00	5,105,462.63	0.00	0.00	74,736,462.63	21,059,196.20	14,998,229.20	12,242,990.86	22,745,942.97	71,014,349.22	7,184,652.66	14,988,090.63	16,771,572.71	22,763,825.74	61,708,141.94	0.00	3,722,113.41	5,242,162.59	4,064,044.89
SCIENCE AND TECHNOLOGY INFORMATION PROGRAM		69,831,000.00	5,105,462.63	74,736,462.63	69,831,000.00	5,105,462.63	0.00	0.00	74,736,462.63	21,059,196.20	14,998,229.20	12,242,990.86	22,745,942.97	71,014,349.22	7,184,652.66	14,988,090.63	16,771,572.71	22,763,825.74	61,708,141.94	0.00	3,722,113.41	5,242,162.59	4,064,044.89

Certified Correct:
 JAQUELINE C. BALLESTEROS
 Budget Officer
 Date: 2022-03-08 16:36:24

Certified Correct:
 MA. AURORA FE L. DAYANGCO
 Accountant III
 Date: 2022-03-08 16:36:24

Recommending Approval:
 ARLENE E. CENTENO
 FAD Chief
 Date: 2022-03-08 16:57:32

Approved By:
 RICHARD P. MURGOS
 Agency Head
 Date: 2022-03-08 17:05:43

Additional disbursements breakdown:
 FAR 1 - TOTAL
 PS
 Tax Refund (No obligation with disbursement) 61,287.48
 PBB 2019 (Bacani & Reyes - Cancelled Check from previous quarter) 25,715.85
 Remittances (Consumers - Deducted from medical reimbursement) 7,670.60
 HMO Facilitation Charge (Various Accounts) 1,864.62
 HMO Payment (Ardeta - Overdeduction) 3,642.00
 Employees Association - Mutual Fund (De Leon - Overdeduction) 1,072.00
 EA LOAN (PS) 1,072.00
 Total 4,182.17

MOOE
 SBS (Cancelled Check / Double Payment) 37,990.00
 Remittances (Consumers - Deducted from medical reimbursement) (7,670.60)
 LTD (Cancelled Check / Double Payment) 2,269.06
 EA (MOOE) 763.97
 Total 33,352.43

FAR 1 - GRAND TOTAL
 Php 100,184,106.32

*Php 100,184,106.32 total current year disbursement per FAR 4

STATEMENT OF APPROPRIATIONS, ALLOTMENTS, OBLIGATIONS, DISBURSEMENTS AND BALANCES
As at the Quarter Ending December 31, 2021

Department: Department of Science and Technology (DOST)
Agency: Science and Technology Information Institute
Operating Unit: < not applicable >
Organization Code (UACS): 19 019 0000000
Fund Cluster: 01 Regular Agency Fund
(e.g. UACS Fund Cluster: 01-Regular Agency Fund, 02-Foreign Assisted Projects Fund, 03-Special Account-Locally Funded/Domestic Grants Fund, and 04-Special Account-Foreign Assisted/Foreign Grants Fund)

	Current Year Appropriations
	Supplemental Appropriations
X	Continuing Appropriations


Particulars	UACS CODE	Appropriations			Allotments			Current Year Obligations					Current Year Disbursements				Balances							
		Authorized Appropriations	Adjustments (Transfer To/From, Realignment)	Adjusted Appropriations	Allotments Received	Adjustments (Withdrawal, Realignment)	Transfer To	Transfer From	Adjusted Total Allotments	1st Quarter Ending March 31	2nd Quarter Ending June 30	3rd Quarter Ending Sept. 30	4th Quarter Ending Dec. 31	TOTAL	1st Quarter Ending March 31	2nd Quarter Ending June 30	3rd Quarter Ending Sept. 30	4th Quarter Ending Dec. 31	TOTAL	Unreleased Appro	Unobligated Allotments	Unpaid Obligations		
		3	4	5=(3+4)	6	7	8	9	10=[(6+(-)7)-8+9]	11	12	13	14	15=(11+12+13+14)	16	17	18	19	20=(16+17+18+19)	21=(5-10)	22=(10-15)	23	24	
I. Continuing Appropriations		5,396,691.08	(3,137,486.64)	2,259,204.44	5,396,691.08	(3,137,486.64)	0.00	0.00	2,259,204.44	596,171.68	11,130.80	1,239,675.52	365,790.00	2,212,767.80	11,371.88	595,930.60	1,239,675.52	0.00	1,848,977.80	0.00	48,458.64	0.00	265,790.00	
I. Agency Specific Budget		5,396,691.08	(3,137,486.64)	2,259,204.44	5,396,691.08	(3,137,486.64)	0.00	0.00	2,259,204.44	596,171.68	11,130.80	1,239,675.52	365,790.00	2,212,767.80	11,371.88	595,930.60	1,239,675.52	0.00	1,848,977.80	0.00	48,458.64	0.00	265,790.00	
General Administration and Support	1000000000000000	43,986.00	0.00	43,986.00	43,986.00	0.00	0.00	0.00	43,986.00	0.00	0.00	0.00	37,000.00	37,000.00	0.00	0.00	0.00	0.00	0.00	0.00	0.00	6,986.00	0.00	37,000.00
General Management and Supervision	1000001000010000	43,986.00	0.00	43,986.00	43,986.00	0.00	0.00	0.00	43,986.00	0.00	0.00	0.00	37,000.00	37,000.00	0.00	0.00	0.00	0.00	0.00	0.00	0.00	6,986.00	0.00	37,000.00
CO		43,986.00	0.00	43,986.00	43,986.00	0.00	0.00	0.00	43,986.00	0.00	0.00	0.00	37,000.00	37,000.00	0.00	0.00	0.00	0.00	0.00	0.00	0.00	6,986.00	0.00	37,000.00
Sub-Total, General Administration and Support		43,986.00	0.00	43,986.00	43,986.00	0.00	0.00	0.00	43,986.00	0.00	0.00	0.00	37,000.00	37,000.00	0.00	0.00	0.00	0.00	0.00	0.00	0.00	6,986.00	0.00	37,000.00
PS		0.00	0.00	0.00	0.00	0.00	0.00	0.00	0.00	0.00	0.00	0.00	0.00	0.00	0.00	0.00	0.00	0.00	0.00	0.00	0.00	0.00	0.00	0.00
MOOE		0.00	0.00	0.00	0.00	0.00	0.00	0.00	0.00	0.00	0.00	0.00	0.00	0.00	0.00	0.00	0.00	0.00	0.00	0.00	0.00	0.00	0.00	0.00
FinEx (If Applicable)		0.00	0.00	0.00	0.00	0.00	0.00	0.00	0.00	0.00	0.00	0.00	0.00	0.00	0.00	0.00	0.00	0.00	0.00	0.00	0.00	0.00	0.00	0.00
CO		43,986.00	0.00	43,986.00	43,986.00	0.00	0.00	0.00	43,986.00	0.00	0.00	0.00	37,000.00	37,000.00	0.00	0.00	0.00	0.00	0.00	0.00	0.00	6,986.00	0.00	37,000.00
Operations	3000000000000000	5,352,705.08	(3,137,486.64)	2,215,218.44	5,352,705.08	(3,137,486.64)	0.00	0.00	2,215,218.44	596,171.68	11,130.80	1,239,675.52	328,790.00	2,175,767.80	11,371.88	595,930.60	1,239,675.52	0.00	1,848,977.80	0.00	39,470.64	0.00	328,790.00	
DO : Public Science and Technology awareness Increased		5,352,705.08	(3,137,486.64)	2,215,218.44	5,352,705.08	(3,137,486.64)	0.00	0.00	2,215,218.44	596,171.68	11,130.80	1,239,675.52	328,790.00	2,175,767.80	11,371.88	595,930.60	1,239,675.52	0.00	1,848,977.80	0.00	39,470.64	0.00	328,790.00	
SCIENCE AND TECHNOLOGY INFORMATION PROGRAM		5,352,705.08	(3,137,486.64)	2,215,218.44	5,352,705.08	(3,137,486.64)	0.00	0.00	2,215,218.44	596,171.68	11,130.80	1,239,675.52	328,790.00	2,175,767.80	11,371.88	595,930.60	1,239,675.52	0.00	1,848,977.80	0.00	39,470.64	0.00	328,790.00	
Operation of Science and Technology Center for Information Services	3101001000010000	3,528,229.56	(3,137,486.64)	390,742.92	3,528,229.56	(3,137,486.64)	0.00	0.00	390,742.92	11,371.68	11,130.80	0.00	328,790.00	351,292.28	11,371.88	11,130.60	0.00	0.00	22,502.28	0.00	39,470.64	0.00	328,790.00	
MOOE		3,368,229.56	(3,137,486.64)	230,742.92	3,368,229.56	(3,137,486.64)	0.00	0.00	230,742.92	11,371.68	11,130.80	0.00	171,990.00	194,492.28	11,371.88	11,130.60	0.00	0.00	22,502.28	0.00	36,270.64	0.00	171,990.00	
CO		160,000.00	0.00	160,000.00	160,000.00	0.00	0.00	0.00	160,000.00	0.00	0.00	0.00	156,800.00	156,800.00	0.00	0.00	0.00	0.00	0.00	0.00	3,200.00	0.00	156,800.00	
Locally-Funded Project(s)		1,824,475.52	0.00	1,824,475.52	1,824,475.52	0.00	0.00	0.00	1,824,475.52	584,800.00	0.00	1,239,675.52	0.00	1,824,475.52	0.00	584,800.00	1,239,675.52	0.00	1,824,475.52	0.00	0.00	0.00	0.00	
Continuing Operation and Broadcast of DOST Science and Technology Channel "DOSTV"	3101002000010000	1,824,475.52	0.00	1,824,475.52	1,824,475.52	0.00	0.00	0.00	1,824,475.52	584,800.00	0.00	1,239,675.52	0.00	1,824,475.52	0.00	584,800.00	1,239,675.52	0.00	1,824,475.52	0.00	0.00	0.00	0.00	
MOOE		1,824,475.52	0.00	1,824,475.52	1,824,475.52	0.00	0.00	0.00	1,824,475.52	584,800.00	0.00	1,239,675.52	0.00	1,824,475.52	0.00	584,800.00	1,239,675.52	0.00	1,824,475.52	0.00	0.00	0.00	0.00	
Sub-Total, Operations		5,352,705.08	(3,137,486.64)	2,215,218.44	5,352,705.08	(3,137,486.64)	0.00	0.00	2,215,218.44	596,171.68	11,130.80	1,239,675.52	328,790.00	2,175,767.80	11,371.88	595,930.60	1,239,675.52	0.00	1,848,977.80	0.00	39,470.64	0.00	328,790.00	
PS		0.00	0.00	0.00	0.00	0.00	0.00	0.00	0.00	0.00	0.00	0.00	0.00	0.00	0.00	0.00	0.00	0.00	0.00	0.00	0.00	0.00	0.00	
MOOE		5,192,705.08	(3,137,486.64)	2,055,218.44	5,192,705.08	(3,137,486.64)	0.00	0.00	2,055,218.44	596,171.68	11,130.80	1,239,675.52	171,990.00	2,018,967.80	11,371.88	595,930.60	1,239,675.52	0.00	1,848,977.80	0.00	36,270.64	0.00	171,990.00	
FinEx (If Applicable)		0.00	0.00	0.00	0.00	0.00	0.00	0.00	0.00	0.00	0.00	0.00	0.00	0.00	0.00	0.00	0.00	0.00	0.00	0.00	0.00	0.00	0.00	
CO		160,000.00	0.00	160,000.00	160,000.00	0.00	0.00	0.00	160,000.00	0.00	0.00	0.00	156,800.00	156,800.00	0.00	0.00	0.00	0.00	0.00	0.00	3,200.00	0.00	156,800.00	


Department: Department of Science and Technology (DOST)
 Agency: Science and Technology Information Institute
 Operating Unit: < not applicable >
 Organization Code (UACS): 19 019 0000000
 Fund Cluster: 01 Regular Agency Fund

	Current Year Appropriations
	Supplemental Appropriations
X	Continuing Appropriations

(e.g. UACS Fund Cluster: 01-Regular Agency Fund, 02-Foreign Assisted Projects Fund, 03-Special Account-Locally Funded/Domestic Grants Fund, and 04-Special Account-Foreign Assisted/Foreign Grants Fund)


Particulars	UACS CODE	Appropriations			Allotments				Current Year Obligations					Current Year Disbursements					Balances				
		Authorized Appropriations	Adjustments (Transfer To/From, Realignment)	Adjusted Appropriations	Allotments Received	Adjustments (Withdrawal, Realignment)	Transfer To	Transfer From	Adjusted Total Allotments	1st Quarter Ending March 31	2nd Quarter Ending June 30	3rd Quarter Ending Sept. 30	4th Quarter Ending Dec. 31	TOTAL	1st Quarter Ending March 31	2nd Quarter Ending June 30	3rd Quarter Ending Sept. 30	4th Quarter Ending Dec. 31	TOTAL	Unreleased Appro	Unobligated Allotments	Unpaid Obligations	
																						Due and Demandable	Not Yet Due and Demandable
1	2	3	4	5=(3+4)	6	7	8	9	10=(8+(-)-7)-8+9	11	12	13	14	15=(11+12+13+14)	16	17	18	19	20=(16+17+18+19)	21=(5-10)	22=(10-15)	23	24
GRAND TOTAL		5,396,891.08	(3,137,466.84)	2,259,224.44	5,396,891.08	(3,137,466.84)	0.00	0.00	2,259,224.44	596,171.88	11,130.80	1,239,875.52	365,790.00	2,212,767.80	11,371.88	595,930.80	1,239,875.52	0.00	1,848,977.80	0.00	48,458.64	0.00	265,790.00
PS		0.00	0.00	0.00	0.00	0.00	0.00	0.00	0.00	0.00	0.00	0.00	0.00	0.00	0.00	0.00	0.00	0.00	0.00	0.00	0.00	0.00	0.00
MOOE		5,192,705.08	(3,137,466.84)	2,055,238.44	5,192,705.08	(3,137,466.84)	0.00	0.00	2,055,238.44	596,171.88	11,130.80	1,239,875.52	171,890.00	2,018,967.80	11,371.88	595,930.80	1,239,875.52	0.00	1,848,977.80	0.00	36,270.64	0.00	171,890.00
FinEx (if Applicable)		0.00	0.00	0.00	0.00	0.00	0.00	0.00	0.00	0.00	0.00	0.00	0.00	0.00	0.00	0.00	0.00	0.00	0.00	0.00	0.00	0.00	0.00
CO		203,986.00	0.00	203,986.00	203,986.00	0.00	0.00	0.00	203,986.00	0.00	0.00	0.00	192,800.00	193,800.00	0.00	0.00	0.00	0.00	0.00	0.00	10,185.00	0.00	193,800.00

Certified Correct:

 JAQUELINE C. BALASTEROS
 Budget Officer
 Date: 2022-03-08 16:36:24

Certified Correct:

 MA. AURORA F. L. DAYANGCO
 Accountant III
 Date: 2022-03-08 16:36:24

Recommending Approval:

 ARLENE E. CENTENO
 FAD Chief
 Date: 2022-03-08 16:57:32

Approved By:

 RICHARD P. BURGOS
 Agency Head
 Date: 2022-03-08 17:05:43