



In following-up, pls. cite DMS ref #

2021-BF-0087855

REPUBLIC OF THE PHILIPPINES
DEPARTMENT OF BUDGET AND MANAGEMENT
GENERAL SOLANO STREET, SAN MIGUEL, MANILA

ACKNOWLEDGEMENT RECEIPT

The **DEPARTMENT OF BUDGET AND MANAGEMENT** hereby acknowledges the receipt of your letter/request which has been uploaded to the DBM-Document Management System and routed to the appropriate office/s with the following information:

Sender: DOST-STII - PERSONAL DELIVERY

Document Title: DOST-STII-SUBMISSION OF BFARs AS OF JUNE 30, 2021

Document Reference No: 2021-BF-0087855

Date and Time Uploaded: Wednesday, August 11, 2021 11:24:53 AM

Uploaded By: CRD RECEIVING RACHEL ANN

Routed To: BMB-F CAMILLE J. VENTURA


CC:

Total no of pages received: 1 copy and 21 pages

The determination of the completeness of the documentary requirements submitted, if any, is subject to the evaluation of the technical person in charge.

This receipt is system generated and does not require signature.

Received by:




DOCUMENT
MANAGEMENT
SYSTEM



Department of Science and Technology
SCIENCE AND TECHNOLOGY INFORMATION INSTITUTE

Government Accountancy Office
Office of the Director
RECEIVED
By: THE RWIN
Date: 11 AUG 2021

Budget and Financial Accountability Reports (BFARs) as of June 30, 2021



as prescribed under
COA and DBM Joint Circular No. 2014-1 and 2019-1



Table of Contents

BAR No. 1	Quarterly Physical Report of Operation
FAR No. 1	Statement of Appropriations, Allotments, Obligations, Disbursements and Balances (SAAODB)
FAR No. 1-A	Summary of Appropriations, Allotments Obligations, Disbursements and Balances by Object of Expenditures (SAAODBOE)
FAR No. 1-B	List of Allotments and Sub-Allotments
FAR No. 1-C	Not Applicable
FAR No. 2	Not Applicable
FAR No. 2A	Not Applicable
FAR No. 3	Not Applicable
FAR No. 4	Monthly Report of Disbursement (April to June)
FAR No. 5	Quarterly Report of Revenue and Other Receipts (QRROR)
FAR No. 6	Statement of Approved Budget, Utilizations, Disbursements and Balances for Trust Receipts
SPMRs	April to June

STATEMENT OF APPROPRIATIONS, ALLOTMENTS, OBLIGATIONS, DISBURSEMENTS AND BALANCES
As at the Quarter Ending June 30, 2021

X	Current Year Appropriations
	Supplemental Appropriations
	Continuing Appropriations

Department : Department of Science and Technology (DOST)
 Agency/Entity : Science and Technology Information Institute
 Operating Unit : < not applicable >
 Organization Code (UACS) : 19 019 000000
 Fund Cluster : 01 Regular Agency Fund

(e.g. UACS Fund Cluster: 01-Regular Agency Fund, 02-Foreign Assisted Projects Fund, 03-Special Account-Locally Funded/Domestic Grants Fund, and 04-Special Account-Foreign Assisted/Foreign Grants Fund)

Particulars	UACS CODE	Appropriations					Allotments		Current Year Obligations					Current Year Disbursements					Balances				
		Authorized Appropriations	Adjustments(Transfer To/From/Modifications/ Augmentations)	Adjusted Appropriations	Allotments Received	Adjustments(Reduction & Modifications/Augmentations)	Transfer To	Transfer From	Adjusted Total Allotments	1st Quarter Ending March 31	2nd Quarter Ending June 30	3rd Quarter Ending Sept. 30	4th Quarter Ending Dec. 31	TOTAL	1st Quarter Ending March 31	2nd Quarter Ending June 30	3rd Quarter Ending Sept. 30	4th Quarter Ending Dec. 31	TOTAL	Unreleased Appro	Unobligated Allotments	Unpaid Obligations(15-20)=(23+24)	
		3	4	5=(3+4)	6	7	8	9	10=[(6+(-)7)-9]	11	12	13	14	15=(11+12+13+14)	16	17	18	19	20=(16+17+18+19)	21	22	23	24
I. Agency Specific Budget		107,771,000.00	0.00	107,771,000.00	107,771,000.00	0.00	0.00	0.00	107,771,000.00	30,416,277.20	24,816,586.43	0.00	0.00	55,232,873.63	12,813,146.91	25,854,531.31	0.00	0.00	38,667,678.22	0.00	32,538,126.37	15,167.34	16,650,026.07
General Administration and Support	1000000000000000	38,140,000.00	(2,278,000.00)	35,862,000.00	38,140,000.00	(2,278,000.00)	0.00	0.00	35,862,000.00	9,357,091.00	9,850,367.23	0.00	0.00	19,207,458.23	5,828,494.05	10,866,440.68	0.00	0.00	16,494,934.73	0.00	16,854,541.77	0.00	2,712,923.50
General Management and Supervision	100000100001000	38,140,000.00	(2,278,000.00)	35,862,000.00	38,140,000.00	(2,278,000.00)	0.00	0.00	35,862,000.00	9,357,091.00	9,850,367.23	0.00	0.00	19,207,458.23	5,828,494.05	10,866,440.68	0.00	0.00	16,494,934.73	0.00	16,854,541.77	0.00	2,712,923.50
PS		23,183,000.00	(2,278,000.00)	20,905,000.00	23,183,000.00	(2,278,000.00)	0.00	0.00	20,905,000.00	4,149,758.58	5,889,068.47	0.00	0.00	9,838,827.05	4,131,450.88	5,673,633.22	0.00	0.00	9,805,084.10	0.00	11,065,172.85	0.00	33,742.85
MOOE		9,992,000.00	0.00	9,992,000.00	9,992,000.00	0.00	0.00	0.00	9,992,000.00	1,637,336.42	2,897,388.76	0.00	0.00	4,534,725.18	1,497,043.17	2,848,997.46	0.00	0.00	4,348,040.63	0.00	5,457,274.82	0.00	188,884.85
CO		4,965,000.00	0.00	4,965,000.00	4,965,000.00	0.00	0.00	0.00	4,965,000.00	3,669,996.00	1,163,910.00	0.00	0.00	4,833,906.00	0.00	2,343,810.00	0.00	0.00	2,343,810.00	0.00	131,094.00	0.00	2,490,096.00
Sub-Total, General Administration and Support		38,140,000.00	(2,278,000.00)	35,862,000.00	38,140,000.00	(2,278,000.00)	0.00	0.00	35,862,000.00	9,357,091.00	9,850,367.23	0.00	0.00	19,207,458.23	5,828,494.05	10,866,440.68	0.00	0.00	16,494,934.73	0.00	16,854,541.77	0.00	2,712,923.50
PS		23,183,000.00	(2,278,000.00)	20,905,000.00	23,183,000.00	(2,278,000.00)	0.00	0.00	20,905,000.00	4,149,758.58	5,889,068.47	0.00	0.00	9,838,827.05	4,131,450.88	5,673,633.22	0.00	0.00	9,805,084.10	0.00	11,065,172.85	0.00	33,742.85
MOOE		9,992,000.00	0.00	9,992,000.00	9,992,000.00	0.00	0.00	0.00	9,992,000.00	1,637,336.42	2,897,388.76	0.00	0.00	4,534,725.18	1,497,043.17	2,848,997.46	0.00	0.00	4,348,040.63	0.00	5,457,274.82	0.00	188,884.85
FinEx (if Applicable)		0.00	0.00	0.00	0.00	0.00	0.00	0.00	0.00	0.00	0.00	0.00	0.00	0.00	0.00	0.00	0.00	0.00	0.00	0.00	0.00	0.00	0.00
CO		4,965,000.00	0.00	4,965,000.00	4,965,000.00	0.00	0.00	0.00	4,965,000.00	3,669,996.00	1,163,910.00	0.00	0.00	4,833,906.00	0.00	2,343,810.00	0.00	0.00	2,343,810.00	0.00	131,094.00	0.00	2,490,096.00
Operations	3000000000000000	69,631,000.00	2,278,000.00	71,909,000.00	69,631,000.00	2,278,000.00	0.00	0.00	71,909,000.00	21,059,186.20	14,986,229.20	0.00	0.00	36,025,415.40	7,184,652.86	14,986,090.63	0.00	0.00	22,172,743.48	0.00	35,883,584.60	15,167.34	13,637,504.57
OO : Public Science and Technology awareness increased		69,631,000.00	2,278,000.00	71,909,000.00	69,631,000.00	2,278,000.00	0.00	0.00	71,909,000.00	21,059,186.20	14,986,229.20	0.00	0.00	36,025,415.40	7,184,652.86	14,986,090.63	0.00	0.00	22,172,743.48	0.00	35,883,584.60	15,167.34	13,637,504.57
SCIENCE AND TECHNOLOGY INFORMATION PROGRAM		69,631,000.00	2,278,000.00	71,909,000.00	69,631,000.00	2,278,000.00	0.00	0.00	71,909,000.00	21,059,186.20	14,986,229.20	0.00	0.00	36,025,415.40	7,184,652.86	14,986,090.63	0.00	0.00	22,172,743.48	0.00	35,883,584.60	15,167.34	13,637,504.57
Operation of Science and Technology Center for Information Services	310100100001000	27,745,000.00	0.00	27,745,000.00	27,745,000.00	0.00	0.00	0.00	27,745,000.00	4,281,529.33	7,178,737.82	0.00	0.00	11,470,267.15	3,198,577.04	5,749,432.22	0.00	0.00	8,948,009.28	0.00	16,274,732.85	1,483.33	2,822,764.56
PS		10,795,000.00	0.00	10,795,000.00	10,795,000.00	0.00	0.00	0.00	10,795,000.00	2,318,964.88	3,296,708.89	0.00	0.00	5,615,673.77	2,308,137.80	3,271,483.76	0.00	0.00	5,577,621.86	0.00	5,179,326.23	0.00	38,052.11
MOOE		16,360,000.00	0.00	16,360,000.00	16,360,000.00	0.00	0.00	0.00	16,360,000.00	1,785,524.44	3,832,028.93	0.00	0.00	5,417,553.38	890,439.14	2,227,948.46	0.00	0.00	10,842,446.82	0.00	1,483.33	2,297,872.46	
CO		590,000.00	0.00	590,000.00	590,000.00	0.00	0.00	0.00	590,000.00	167,040.00	250,000.00	0.00	0.00	437,040.00	0.00	250,000.00	0.00	0.00	250,000.00	0.00	152,860.00	0.00	187,040.00
Science and Technology Promotion and Advocacy Services	310100100002000	18,680,000.00	2,278,000.00	20,958,000.00	18,680,000.00	2,278,000.00	0.00	0.00	18,680,000.00	5,955,279.89	5,558,158.28	0.00	0.00	11,513,438.27	3,889,143.37	5,557,840.25	0.00	0.00	9,446,783.82	0.00	7,166,591.70	1,493.34	2,065,181.31
PS		9,097,000.00	2,278,000.00	11,375,000.00	9,097,000.00	2,278,000.00	0.00	0.00	11,375,000.00	3,034,434.85	3,982,361.50	0.00	0.00	6,996,796.35	2,991,179.17	3,922,102.66	0.00	0.00	6,813,281.83	0.00	4,378,213.85	0.00	83,504.82
MOOE		7,055,000.00	0.00	7,055,000.00	7,055,000.00	0.00	0.00	0.00	7,055,000.00	2,920,855.14	1,418,168.78	0.00	0.00	4,339,011.92	897,984.20	1,510,537.99	0.00	0.00	2,468,501.79	0.00	2,715,986.06	1,483.34	1,629,016.78
CO		250,000.00	0.00	250,000.00	250,000.00	0.00	0.00	0.00	250,000.00	0.00	177,640.00	0.00	0.00	177,640.00	0.00	125,000.00	0.00	0.00	125,000.00	0.00	72,300.00	0.00	52,640.00
Project(s)		25,484,000.00	0.00	25,484,000.00	25,484,000.00	0.00	0.00	0.00	25,484,000.00	10,812,376.89	2,229,333.10	0.00	0.00	13,041,709.98	98,932.45	3,681,018.16	0.00	0.00	3,779,950.61	0.00	12,442,200.02	12,180.87	9,249,878.70
Locally-Funded Project(s)		25,484,000.00	0.00	25,484,000.00	25,484,000.00	0.00	0.00	0.00	25,484,000.00	10,812,376.89	2,229,333.10	0.00	0.00	13,041,709.98	98,932.45	3,681,018.16	0.00	0.00	3,779,950.61	0.00	12,442,200.02	12,180.87	9,249,878.70
Continuing Operation and Broadcast of DOST Science and Technology Channel "DOSTV"	310100200001000	25,484,000.00	0.00	25,484,000.00	25,484,000.00	0.00	0.00	0.00	25,484,000.00	10,812,376.89	2,229,333.10	0.00	0.00	13,041,709.98	98,932.45	3,681,018.16	0.00	0.00	3,779,950.61	0.00	12,442,200.02	12,180.87	9,249,878.70
MOOE		19,959,000.00	0.00	19,959,000.00	19,959,000.00	0.00	0.00	0.00	19,959,000.00	6,552,916.35	882,423.10	0.00	0.00	7,635,339.45	98,932.45	2,381,468.16	0.00	0.00	2,480,400.61	0.00	12,423,690.85	12,180.87	5,042,758.17

This report was generated using the Unified Reporting System on 10/08/2021 00:14 version.FAR1.2.5 : Status : SUBMITTED

6


Department : Department of Science and Technology (DOST)
 Agency/Entity : Science and Technology Information Institute
 Operating Unit : < not applicable >
 Organization Code (UACS) : 19 019 000000
 Fund Cluster : 01 Regular Agency Fund
 (e.g. UACS Fund Cluster: 01-Regular Agency Fund, 02-Foreign Assisted Projects Fund, 03-Special Account-Locally Funded/Domestic Grants Fund, and 04-Special Account-Foreign Assisted/Foreign Grants Fund)

X	Current Year Appropriations
	Supplemental Appropriations
	Continuing Appropriations

Particulars	UACS CODE	Appropriations		Allotments		Current Year Obligations										Current Year Disbursements					Balances			
		Authorized Appropriations	Adjustments(Transfer To/From, Modifications/ Augmentations)	Adjusted Appropriations	Allotments Received	Adjustments(Reductions, Modifications/Augmentations)	Transfer To	Transfer From	Adjusted Total Allotments	1st Quarter Ending March 31	2nd Quarter Ending June 30	3rd Quarter Ending Sept. 30	4th Quarter Ending Dec. 31	TOTAL	1st Quarter Ending March 31	2nd Quarter Ending June 30	3rd Quarter Ending Sept. 30	4th Quarter Ending Dec. 31	TOTAL	Unreleased Appro	Unobligated Allotments	Unpaid Obligations(15-20)=(23+24)		
																						Due and Demandable	Not Yet Due and Demandable	
		3	4	5=(3+4)	6	7	8	9	10=[(6+(-)-7)-8+9]	11	12	13	14	15=(11+12+13+14)	16	17	18	19	20=(16+17+18+19)	21	22	23	24	
CO		5,525,000.00	0.00	5,525,000.00	5,525,000.00	0.00	0.00	0.00	5,525,000.00	4,259,460.53	1,246,810.00	0.00	0.00	5,506,270.53	0.00	1,299,550.00	0.00	0.00	1,299,550.00	0.00	16,829.47	0.00	4,206,820.53	
Sub-Total, Operations		69,831,000.00	2,278,000.00	71,909,000.00	69,831,000.00	2,278,000.00	0.00	0.00	71,909,000.00	21,059,186.20	14,866,229.20	0.00	0.00	35,925,415.40	7,184,652.85	14,988,090.63	0.00	0.00	22,172,743.49	0.00	35,883,584.00	15,167.34	13,837,504.57	
PS		19,892,000.00	2,278,000.00	22,170,000.00	19,892,000.00	2,278,000.00	0.00	0.00	22,170,000.00	5,353,386.73	7,259,070.39	0.00	0.00	12,612,457.12	5,297,317.07	7,193,588.42	0.00	0.00	12,490,905.49	0.00	9,557,539.88	0.00	121,556.63	
MOOE		43,374,000.00	0.00	43,374,000.00	43,374,000.00	0.00	0.00	0.00	43,374,000.00	11,259,285.94	6,032,608.81	0.00	0.00	17,291,894.75	1,687,335.79	6,119,654.21	0.00	0.00	8,007,260.00	0.00	26,092,095.25	15,167.34	9,289,447.41	
FinEx (if Applicable)		0.00	0.00	0.00	0.00	0.00	0.00	0.00	0.00	0.00	0.00	0.00	0.00	0.00	0.00	0.00	0.00	0.00	0.00	0.00	0.00	0.00	0.00	
CO		8,365,000.00	0.00	8,365,000.00	8,365,000.00	0.00	0.00	0.00	8,365,000.00	4,448,500.53	1,874,550.00	0.00	0.00	8,121,050.53	0.00	1,874,550.00	0.00	0.00	1,874,550.00	0.00	243,949.47	0.00	4,448,500.53	
Sub-Total, I. Agency Specific Budget		107,771,000.00	0.00	107,771,000.00	107,771,000.00	0.00	0.00	0.00	107,771,000.00	30,416,277.20	24,816,596.43	0.00	0.00	55,232,873.63	12,813,148.91	25,854,531.31	0.00	0.00	38,667,678.22	0.00	20,623,712.85	0.00	155,299.58	
PS		43,075,000.00	0.00	43,075,000.00	43,075,000.00	0.00	0.00	0.00	43,075,000.00	9,503,148.31	12,848,138.86	0.00	0.00	22,461,287.17	9,429,767.95	12,867,219.64	0.00	0.00	22,295,987.59	0.00	31,539,370.07	15,167.34	9,458,131.96	
MOOE		53,366,000.00	0.00	53,366,000.00	53,366,000.00	0.00	0.00	0.00	53,366,000.00	12,798,632.36	9,029,997.57	0.00	0.00	21,828,629.93	3,384,378.95	8,968,651.67	0.00	0.00	12,353,330.63	0.00	31,539,370.07	15,167.34	9,458,131.96	
FinEx (if Applicable)		0.00	0.00	0.00	0.00	0.00	0.00	0.00	0.00	0.00	0.00	0.00	0.00	0.00	0.00	0.00	0.00	0.00	0.00	0.00	0.00	0.00	0.00	
CO		11,330,000.00	0.00	11,330,000.00	11,330,000.00	0.00	0.00	0.00	11,330,000.00	8,116,486.53	2,838,460.00	0.00	0.00	10,954,946.53	0.00	4,018,360.00	0.00	0.00	4,018,360.00	0.00	375,043.47	0.00	6,836,596.53	
II. Automatic Appropriations		3,068,000.00	0.00	3,068,000.00	3,068,000.00	0.00	0.00	0.00	3,068,000.00	855,019.08	851,999.76	0.00	0.00	1,707,018.84	855,019.08	851,999.76	0.00	0.00	1,707,018.84	0.00	1,360,981.16	0.00	0.00	
Specific Budgets of National Government Agencies		3,068,000.00	0.00	3,068,000.00	3,068,000.00	0.00	0.00	0.00	3,068,000.00	855,019.08	851,999.76	0.00	0.00	1,707,018.84	855,019.08	851,999.76	0.00	0.00	1,707,018.84	0.00	1,360,981.16	0.00	0.00	
Retirement and Life Insurance Premiums		3,068,000.00	0.00	3,068,000.00	3,068,000.00	0.00	0.00	0.00	3,068,000.00	855,019.08	851,999.76	0.00	0.00	1,707,018.84	855,019.08	851,999.76	0.00	0.00	1,707,018.84	0.00	1,360,981.16	0.00	0.00	
PS		3,068,000.00	0.00	3,068,000.00	3,068,000.00	0.00	0.00	0.00	3,068,000.00	855,019.08	851,999.76	0.00	0.00	1,707,018.84	855,019.08	851,999.76	0.00	0.00	1,707,018.84	0.00	1,360,981.16	0.00	0.00	
Sub-Total II. Automatic Appropriations		3,068,000.00	0.00	3,068,000.00	3,068,000.00	0.00	0.00	0.00	3,068,000.00	855,019.08	851,999.76	0.00	0.00	1,707,018.84	855,019.08	851,999.76	0.00	0.00	1,707,018.84	0.00	1,360,981.16	0.00	0.00	
PS		0.00	0.00	0.00	0.00	0.00	0.00	0.00	0.00	0.00	0.00	0.00	0.00	0.00	0.00	0.00	0.00	0.00	0.00	0.00	0.00	0.00	0.00	
MOOE		0.00	0.00	0.00	0.00	0.00	0.00	0.00	0.00	0.00	0.00	0.00	0.00	0.00	0.00	0.00	0.00	0.00	0.00	0.00	0.00	0.00	0.00	
FinEx		0.00	0.00	0.00	0.00	0.00	0.00	0.00	0.00	0.00	0.00	0.00	0.00	0.00	0.00	0.00	0.00	0.00	0.00	0.00	0.00	0.00	0.00	
CO		0.00	0.00	0.00	0.00	0.00	0.00	0.00	0.00	0.00	0.00	0.00	0.00	0.00	0.00	0.00	0.00	0.00	0.00	0.00	0.00	0.00	0.00	
IV. Reversion of the Unobligated Allotments charged against RA Nos. 11465 and 11494		0.00	0.00	0.00	0.00	0.00	0.00	0.00	0.00	0.00	0.00	0.00	0.00	0.00	0.00	0.00	0.00	0.00	0.00	0.00	0.00	0.00	0.00	
GRAND TOTAL		110,839,000.00	0.00	110,839,000.00	110,839,000.00	0.00	0.00	0.00	110,839,000.00	31,271,286.28	25,688,596.18	0.00	0.00	56,959,882.47	13,668,165.90	26,705,531.07	0.00	0.00	40,374,697.06	0.00	53,899,107.53	15,167.34	16,550,028.07	
PS		48,143,000.00	0.00	48,143,000.00	48,143,000.00	0.00	0.00	0.00	48,143,000.00	10,358,167.39	13,800,138.62	0.00	0.00	24,158,306.01	10,283,787.03	13,719,219.40	0.00	0.00	24,003,006.43	0.00	21,894,893.99	0.00	155,299.58	
MOOE		53,366,000.00	0.00	53,366,000.00	53,366,000.00	0.00	0.00	0.00	53,366,000.00	12,798,632.36	9,029,997.57	0.00	0.00	21,828,629.93	3,384,378.95	8,968,651.67	0.00	0.00	12,353,330.63	0.00	31,539,370.07	15,167.34	9,458,131.96	
CO		11,330,000.00	0.00	11,330,000.00	11,330,000.00	0.00	0.00	0.00	11,330,000.00	8,116,486.53	2,838,460.00	0.00	0.00	10,954,946.53	0.00	4,018,360.00	0.00	0.00	4,018,360.00	0.00	375,043.47	0.00	6,836,596.53	
Recapitulation by OO:																								
I. Agency Specific Budget		69,831,000.00	2,278,000.00	71,909,000.00	69,831,000.00	2,278,000.00	0.00	0.00	71,909,000.00	21,059,186.20	14,866,229.20	0.00	0.00	35,925,415.40	7,184,652.85	14,988,090.63	0.00	0.00	22,172,743.49	0.00	35,883,584.00	15,167.34	13,837,504.57	
SCIENCE AND TECHNOLOGY INFORMATION PROGRAM		69,831,000.00	2,278,000.00	71,909,000.00	69,831,000.00	2,278,000.00	0.00	0.00	71,909,000.00	21,059,186.20	14,866,229.20	0.00	0.00	35,925,415.40	7,184,652.85	14,988,090.63	0.00	0.00	22,172,743.49	0.00	35,883,584.00	15,167.34	13,837,504.57	

6

Certified Correct:


JAQUELINE C. BALLESTEROS

Budget Officer

Date: 2021-08-10 07:40:48

Certified Correct:


MA. AURORA P. L. DAYANGCO

Accountant III

Date: 2021-08-10 07:40:48

Recommending Approval:


ARLENE E. CENTENO

FAD Chief

Date: 2021-08-10 07:56:27

Approved By:


RICHMOND P. BURGOS

Agency Head

Date: 2021-08-10 08:04:03

STATEMENT OF APPROPRIATIONS, ALLOTMENTS, OBLIGATIONS, DISBURSEMENTS AND BALANCES
As at the Quarter Ending June 30, 2021

Department: Department of Science and Technology (DOST)
Agency: Science and Technology Information Institute
Operating Unit: < not applicable >
Organization Code (UACS): 19 019 000000
Fund Cluster: 01 Regular Agency Fund

	Current Year Appropriations
	Supplemental Appropriations
X	Continuing Appropriations

(e.g. UACS Fund Cluster: 01-Regular Agency Fund, 02-Foreign Assisted Projects Fund, 03-Special Account-Locally Funded/Domestic Grants Fund, and 04-Special Account-Foreign Assisted/Foreign Grants Fund)

Particulars	UACS CODE	Appropriations			Allotments			Current Year Obligations							Balances								
		Authorized Appropriations	Adjustments (Transfer To/From, Reassignment)	Adjusted Appropriations	Allotments Received	Adjustments (Withdrawal, Reassignment)	Transfer To	Transfer From	Adjusted Total Allotments	1st Quarter Ending March 31	2nd Quarter Ending June 30	3rd Quarter Ending Sept. 30	4th Quarter Ending Dec. 31	TOTAL	1st Quarter Ending March 31	2nd Quarter Ending June 30	3rd Quarter Ending Sept. 30	4th Quarter Ending Dec. 31	TOTAL	Unreleased Apprs	Unobligated Allotments	Unpaid Obligations	
		3	4	5=(3+4)	6	7	8	9	10=(6+(-)-7)-8+9	11	12	13	14	15=(11+12+13+14)	16	17	18	19	20=(16+17+18+19)	21=(5-10)	22=(10-15)	23	24
I. Continuing Appropriations		5,398,691.08	0.00	5,398,691.08	5,398,691.08	0.00	0.00	0.00	5,398,691.08	696,171.68	11,130.60	0.00	0.00	607,302.28	11,371.68	595,930.60	0.00	0.00	607,302.28	0.00	4,789,388.80	0.00	0.00
I. Agency Specific Budget		5,398,691.08	0.00	5,398,691.08	5,398,691.08	0.00	0.00	0.00	5,398,691.08	696,171.68	11,130.60	0.00	0.00	607,302.28	11,371.68	595,930.60	0.00	0.00	607,302.28	0.00	4,789,388.80	0.00	0.00
General Administration and Support	1000000000000000	43,986.00	0.00	43,986.00	43,986.00	0.00	0.00	0.00	43,986.00	0.00	0.00	0.00	0.00	0.00	0.00	0.00	0.00	0.00	0.00	0.00	43,986.00	0.00	0.00
General Management and Supervision	100000100001000	43,986.00	0.00	43,986.00	43,986.00	0.00	0.00	0.00	43,986.00	0.00	0.00	0.00	0.00	0.00	0.00	0.00	0.00	0.00	0.00	0.00	43,986.00	0.00	0.00
CO		43,986.00	0.00	43,986.00	43,986.00	0.00	0.00	0.00	43,986.00	0.00	0.00	0.00	0.00	0.00	0.00	0.00	0.00	0.00	0.00	0.00	43,986.00	0.00	0.00
Sub-Total, General Administration and Support		43,986.00	0.00	43,986.00	43,986.00	0.00	0.00	0.00	43,986.00	0.00	0.00	0.00	0.00	0.00	0.00	0.00	0.00	0.00	0.00	0.00	43,986.00	0.00	0.00
PS		0.00	0.00	0.00	0.00	0.00	0.00	0.00	0.00	0.00	0.00	0.00	0.00	0.00	0.00	0.00	0.00	0.00	0.00	0.00	0.00	0.00	0.00
MOOE		0.00	0.00	0.00	0.00	0.00	0.00	0.00	0.00	0.00	0.00	0.00	0.00	0.00	0.00	0.00	0.00	0.00	0.00	0.00	0.00	0.00	0.00
FinEx (if Applicable)		0.00	0.00	0.00	0.00	0.00	0.00	0.00	0.00	0.00	0.00	0.00	0.00	0.00	0.00	0.00	0.00	0.00	0.00	0.00	0.00	0.00	0.00
CO		43,986.00	0.00	43,986.00	43,986.00	0.00	0.00	0.00	43,986.00	0.00	0.00	0.00	0.00	0.00	0.00	0.00	0.00	0.00	0.00	0.00	43,986.00	0.00	0.00
Operations	3000000000000000	5,352,705.08	0.00	5,352,705.08	5,352,705.08	0.00	0.00	0.00	5,352,705.08	696,171.68	11,130.60	0.00	0.00	607,302.28	11,371.68	595,930.60	0.00	0.00	607,302.28	0.00	4,745,402.80	0.00	0.00
OO : Public Science and Technology awareness Increased		5,352,705.08	0.00	5,352,705.08	5,352,705.08	0.00	0.00	0.00	5,352,705.08	696,171.68	11,130.60	0.00	0.00	607,302.28	11,371.68	595,930.60	0.00	0.00	607,302.28	0.00	4,745,402.80	0.00	0.00
SCIENCE AND TECHNOLOGY INFORMATION PROGRAM		5,352,705.08	0.00	5,352,705.08	5,352,705.08	0.00	0.00	0.00	5,352,705.08	696,171.68	11,130.60	0.00	0.00	607,302.28	11,371.68	595,930.60	0.00	0.00	607,302.28	0.00	4,745,402.80	0.00	0.00
Operation of Science and Technology Center for Information Services	310100100001000	3,528,229.56	0.00	3,528,229.56	3,528,229.56	0.00	0.00	0.00	3,528,229.56	11,371.68	11,130.60	0.00	0.00	22,502.28	11,371.68	11,130.60	0.00	0.00	22,502.28	0.00	3,505,727.28	0.00	0.00
MOOE		3,368,229.56	0.00	3,368,229.56	3,368,229.56	0.00	0.00	0.00	3,368,229.56	11,371.68	11,130.60	0.00	0.00	22,502.28	11,371.68	11,130.60	0.00	0.00	22,502.28	0.00	3,345,727.28	0.00	0.00
CO		160,000.00	0.00	160,000.00	160,000.00	0.00	0.00	0.00	160,000.00	0.00	0.00	0.00	0.00	0.00	0.00	0.00	0.00	0.00	0.00	0.00	160,000.00	0.00	0.00
Locally-Funded Project(s)		1,824,475.52	0.00	1,824,475.52	1,824,475.52	0.00	0.00	0.00	1,824,475.52	584,800.00	0.00	0.00	0.00	584,800.00	0.00	584,800.00	0.00	0.00	584,800.00	0.00	1,239,675.52	0.00	0.00
Continuing Operation and Broadcast of DOST Science and Technology Channel "DOSTV"	310100200001000	1,824,475.52	0.00	1,824,475.52	1,824,475.52	0.00	0.00	0.00	1,824,475.52	584,800.00	0.00	0.00	0.00	584,800.00	0.00	584,800.00	0.00	0.00	584,800.00	0.00	1,239,675.52	0.00	0.00
MOOE		1,824,475.52	0.00	1,824,475.52	1,824,475.52	0.00	0.00	0.00	1,824,475.52	584,800.00	0.00	0.00	0.00	584,800.00	0.00	584,800.00	0.00	0.00	584,800.00	0.00	1,239,675.52	0.00	0.00
Sub-Total, Operations		5,352,705.08	0.00	5,352,705.08	5,352,705.08	0.00	0.00	0.00	5,352,705.08	696,171.68	11,130.60	0.00	0.00	607,302.28	11,371.68	595,930.60	0.00	0.00	607,302.28	0.00	4,745,402.80	0.00	0.00
PS		0.00	0.00	0.00	0.00	0.00	0.00	0.00	0.00	0.00	0.00	0.00	0.00	0.00	0.00	0.00	0.00	0.00	0.00	0.00	0.00	0.00	0.00
MOOE		5,192,705.08	0.00	5,192,705.08	5,192,705.08	0.00	0.00	0.00	5,192,705.08	688,171.68	11,130.60	0.00	0.00	607,302.28	11,371.68	595,930.60	0.00	0.00	607,302.28	0.00	4,585,402.80	0.00	0.00
FinEx (if Applicable)		0.00	0.00	0.00	0.00	0.00	0.00	0.00	0.00	0.00	0.00	0.00	0.00	0.00	0.00	0.00	0.00	0.00	0.00	0.00	0.00	0.00	0.00
CO		160,000.00	0.00	160,000.00	160,000.00	0.00	0.00	0.00	160,000.00	0.00	0.00	0.00	0.00	0.00	0.00	0.00	0.00	0.00	0.00	0.00	160,000.00	0.00	0.00
III. Unobligated Allotment Balances pursuant to RA Nos. 11519 and 11520		0.00	0.00	0.00	0.00	0.00	0.00	0.00	0.00	0.00	0.00	0.00	0.00	0.00	0.00	0.00	0.00	0.00	0.00	0.00	0.00	0.00	0.00
CO		0.00	0.00	0.00	0.00	0.00	0.00	0.00	0.00	0.00	0.00	0.00	0.00	0.00	0.00	0.00	0.00	0.00	0.00	0.00	0.00	0.00	0.00

This report was generated using the Unified Reporting System on 10/08/2021 00:08 version: FAR.1.1.1 ; Status : SUBMITTED

6

Department: Department of Science and Technology (DOST)
 Agency: Science and Technology Information Institute
 Operating Unit: < not applicable >
 Organization Code (UACS): 19 019 0000000
 Fund Cluster: 01 Regular Agency Fund
 (e.g. UACS Fund Cluster: 01-Regular Agency Fund, 02-Foreign Assisted Projects Fund, 03-Special Account-Locally Funded/Domestic Grants Fund, and 04-Special Account-Foreign Assisted/Foreign Grants Fund)

	Current Year Appropriations
	Supplemental Appropriations
X	Continuing Appropriations

Particulars	UACS CODE	Appropriations			Allotments			Current Year Obligations					Current Year Disbursements					Balances					
		Authorized Appropriations	Adjustments (Transfer To/From, Realignment)	Adjusted Appropriations	Allotments Received	Adjustments (Withdrawal, Realignment)	Transfer To	Transfer From	Adjusted Total Allotments	1st Quarter Ending March 31	2nd Quarter Ending June 30	3rd Quarter Ending Sept. 30	4th Quarter Ending Dec. 31	TOTAL	1st Quarter Ending March 31	2nd Quarter Ending June 30	3rd Quarter Ending Sept. 30	4th Quarter Ending Dec. 31	TOTAL	Unreleased Appro	Unobligated Allotments	Unpaid Obligations	
		3	4	5=(3+4)	6	7	8	9	10=[(8+(-)7)-8+9]	11	12	13	14	15=(11+12+13+14)	16	17	18	19	20=(16+17+18+19)	21=(5-10)	22=(10-15)	23	24
GRAND TOTAL		5,396,691.08	0.00	5,396,691.08	5,396,691.08	0.00	0.00	0.00	5,396,691.08	696,171.88	11,130.60	0.00	0.00	607,302.28	11,271.58	595,830.60	0.00	0.00	607,302.28	0.00	4,789,388.80	0.00	0.00
PS		0.00	0.00	0.00	0.00	0.00	0.00	0.00	0.00	0.00	0.00	0.00	0.00	0.00	0.00	0.00	0.00	0.00	0.00	0.00	4,585,402.80	0.00	0.00
MCOE		5,192,705.08	0.00	5,192,705.08	5,192,705.08	0.00	0.00	0.00	5,192,705.08	696,171.88	11,130.60	0.00	0.00	607,302.28	11,271.58	595,830.60	0.00	0.00	607,302.28	0.00	4,585,402.80	0.00	0.00
FinEx (if Applicable)		0.00	0.00	0.00	0.00	0.00	0.00	0.00	0.00	0.00	0.00	0.00	0.00	0.00	0.00	0.00	0.00	0.00	0.00	0.00	203,986.00	0.00	0.00
CC		203,986.00	0.00	203,986.00	203,986.00	0.00	0.00	0.00	203,986.00	0.00	0.00	0.00	0.00	0.00	0.00	0.00	0.00	0.00	0.00	0.00	203,986.00	0.00	0.00

Certified Correct:
 JAQUELINE C. BALLESTEROS
 Budget Officer
 Date: 2021-08-10 07:40:48

Certified Correct:
 MA. AURORA P. L. DAYANGCO
 Accountant III
 Date: 2021-08-10 07:40:48

Recommending Approval:
 ARLENE E. CENTENO
 FAD Chief
 Date: 2021-08-10 07:56:27

Approved By:
 RICHARD P. BURGOS
 Agency Head
 Date: 2021-08-10 08:04:03