



In following-up, pls. cite DMS ref #

2021-BF-0087855

REPUBLIC OF THE PHILIPPINES
DEPARTMENT OF BUDGET AND MANAGEMENT
GENERAL SOLANO STREET, SAN MIGUEL, MANILA

ACKNOWLEDGEMENT RECEIPT

The **DEPARTMENT OF BUDGET AND MANAGEMENT** hereby acknowledges the receipt of your letter/request which has been uploaded to the DBM-Document Management System and routed to the appropriate office/s with the following information:

Sender: DOST-STII - PERSONAL DELIVERY

Document Title: DOST-STII-SUBMISSION OF BFARs AS OF JUNE 30, 2021

Document Reference No: 2021-BF-0087855

Date and Time Uploaded: Wednesday, August 11, 2021 11:24:53 AM

Uploaded By: CRD RECEIVING RACHEL ANN

Routed To: BMB-F CAMILLE J. VENTURA


CC:

Total no of pages received: 1 copy and 21 pages

The determination of the completeness of the documentary requirements submitted, if any, is subject to the evaluation of the technical person in charge.

This receipt is system generated and does not require signature.

Received by:




DOCUMENT
MANAGEMENT
SYSTEM



Department of Science and Technology
SCIENCE AND TECHNOLOGY INFORMATION INSTITUTE

Government Accountancy Office
Office of the Director
RECEIVED
By: THE RWIN
Date: 11 AUG 2021

Budget and Financial Accountability Reports (BFARs) as of June 30, 2021



as prescribed under
COA and DBM Joint Circular No. 2014-1 and 2019-1



Table of Contents

BAR No. 1	Quarterly Physical Report of Operation
FAR No. 1	Statement of Appropriations, Allotments, Obligations, Disbursements and Balances (SAAODB)
FAR No. 1-A	Summary of Appropriations, Allotments Obligations, Disbursements and Balances by Object of Expenditures (SAAODBOE)
FAR No. 1-B	List of Allotments and Sub-Allotments
FAR No. 1-C	Not Applicable
FAR No. 2	Not Applicable
FAR No. 2A	Not Applicable
FAR No. 3	Not Applicable
FAR No. 4	Monthly Report of Disbursement (April to June)
FAR No. 5	Quarterly Report of Revenue and Other Receipts (QRROR)
FAR No. 6	Statement of Approved Budget, Utilizations, Disbursements and Balances for Trust Receipts
SPMRs	April to June

SUMMARY OF APPROPRIATIONS, ALLOTMENTS, OBLIGATIONS, DISBURSEMENTS AND BALANCES BY OBJECT OF EXPENDITURES
As at the Quarter Ending June 30, 2021

Department : Department of Science and Technology (DOST)
 Agency : Science and Technology Information Institute
 Operating Unit : < not applicable >
 Organization Code (UACS) : 19 019 000000
 Fund Cluster : 01 Regular Agency Fund
 (e.g. UACS Fund Cluster: 01-Regular Agency Fund, 02-Foreign Assisted Projects Fund, 03-Special Account-Locally Funded/Domestic Grants Fund, and 04-Special Account-Foreign Assisted/Foreign Grants Fund)

X	Current Year Appropriations
	Supplemental Appropriations
	Continuing Appropriations

Particulars	UACS CODE	Appropriations			Allotments			Obligations					Disbursements				Balances						
		Authorized Appropriations	Adjustments (Transfer To/From, Modifications/Augmentations)	Adjusted Appropriations	Allotments Received	Adjustments (Reductions, Modifications/Augmentations)	Transfer To	Transfer From	Adjusted Allotments	1st Quarter Ending March 31	2nd Quarter Ending June 30	3rd Quarter Ending Sept. 30	4th Quarter Ending Dec. 31	TOTAL	1st Quarter Ending March 31	2nd Quarter Ending June 30	3rd Quarter Ending Sept. 30	4th Quarter Ending Dec. 31	TOTAL	Unreleased Appropriations	Unobligated Allotments	Unpaid Obligations (15-20)=(23+24)	
		3	4	5=(3+4)	6	7	8	9	10=[(6+)-(7)-8+9]	11	12	13	14	15=(11+12+13+14)	16	17	18	19	20=(16+17+18+19)	21=(5-10)	22=(10-15)	23	24
SUMMARY		110,839,000.00	0.00	110,839,000.00	110,839,000.00	0.00	0.00	0.00	110,839,000.00	31,271,298.28	25,668,598.18	0.00	0.00	56,939,892.46	13,808,165.99	26,708,531.07	0.00	0.00	40,374,687.06	0.00	63,896,107.52	309,484.06	16,255,730.44
A. AGENCY SPECIFIC BUDGET		107,771,000.00	0.00	107,771,000.00	107,771,000.00	0.00	0.00	0.00	107,771,000.00	30,416,277.21	24,818,596.43	0.00	0.00	55,232,873.64	12,813,146.91	25,854,531.31	0.00	0.00	38,667,678.22	0.00	62,538,126.36	309,484.06	16,255,730.44
Personal Services		43,075,000.00	0.00	43,075,000.00	43,075,000.00	0.00	0.00	0.00	43,075,000.00	9,503,148.31	12,948,138.88	0.00	0.00	22,451,287.17	9,428,767.06	12,867,219.64	0.00	0.00	22,265,987.59	0.00	20,623,712.83	155,299.56	0.00
Salaries and Wages	5010100000	27,842,000.00	(1,649,111.34)	26,192,888.66	27,842,000.00	(1,649,111.34)	0.00	0.00	26,192,888.66	7,173,776.37	7,116,357.17	0.00	0.00	14,290,133.54	7,099,865.51	7,038,872.05	0.00	0.00	14,138,937.56	0.00	11,902,756.12	151,185.98	0.00
Salaries and Wages - Regular	5010101000	25,584,000.00	(1,649,111.34)	23,934,888.66	25,584,000.00	(1,649,111.34)	0.00	0.00	23,934,888.66	6,788,652.37	6,713,233.17	0.00	0.00	13,491,385.54	6,895,841.51	6,634,848.05	0.00	0.00	13,330,889.56	0.00	10,433,003.12	151,185.98	0.00
Basic Salary - Civilian	5010101001	25,584,000.00	(1,649,111.34)	23,934,888.66	25,584,000.00	(1,649,111.34)	0.00	0.00	23,934,888.66	6,788,652.37	6,713,233.17	0.00	0.00	13,491,385.54	6,895,841.51	6,634,848.05	0.00	0.00	13,330,889.56	0.00	10,433,003.12	151,185.98	0.00
Salaries and Wages - Casual/Contractual	5010102000	2,278,000.00	0.00	2,278,000.00	2,278,000.00	0.00	0.00	0.00	2,278,000.00	405,124.00	403,124.00	0.00	0.00	808,248.00	404,124.00	404,124.00	0.00	0.00	404,124.00	0.00	404,124.00	0.00	0.00
Other Compensation	5010200000	14,755,000.00	391,868.00	15,146,868.00	14,755,000.00	391,868.00	0.00	0.00	15,146,868.00	2,146,130.51	4,488,708.92	0.00	0.00	6,634,839.43	2,147,130.51	4,488,172.82	0.00	0.00	6,633,303.31	0.00	8,511,060.57	2,534.10	0.00
Personal Economic Relief Allowance (PERA)	5010201000	1,344,000.00	0.00	1,344,000.00	1,344,000.00	0.00	0.00	0.00	1,344,000.00	383,227.27	382,454.54	0.00	0.00	725,681.81	384,227.27	360,000.00	0.00	0.00	724,227.27	0.00	618,318.16	1,454.54	0.00
PERA - Civilian	5010201001	1,344,000.00	0.00	1,344,000.00	1,344,000.00	0.00	0.00	0.00	1,344,000.00	383,227.27	382,454.54	0.00	0.00	725,681.81	384,227.27	360,000.00	0.00	0.00	724,227.27	0.00	618,318.16	1,454.54	0.00
Representation Allowance (RA)	5010202000	228,000.00	30,000.00	258,000.00	228,000.00	30,000.00	0.00	0.00	258,000.00	72,000.00	60,500.00	0.00	0.00	132,500.00	72,000.00	60,500.00	0.00	0.00	132,500.00	0.00	125,500.00	0.00	0.00
Transportation Allowance (TA)	5010203000	228,000.00	28,750.00	256,750.00	228,000.00	28,750.00	0.00	0.00	256,750.00	28,750.00	27,500.00	0.00	0.00	56,250.00	28,750.00	27,500.00	0.00	0.00	56,250.00	0.00	200,500.00	0.00	0.00
Transportation Allowance (TA)	5010203001	228,000.00	28,750.00	256,750.00	228,000.00	28,750.00	0.00	0.00	256,750.00	28,750.00	27,500.00	0.00	0.00	56,250.00	28,750.00	27,500.00	0.00	0.00	56,250.00	0.00	200,500.00	0.00	0.00
Clothing/Uniform Allowance	5010204000	336,000.00	24,000.00	360,000.00	336,000.00	24,000.00	0.00	0.00	360,000.00	342,000.00	0.00	0.00	0.00	342,000.00	342,000.00	0.00	0.00	342,000.00	0.00	18,000.00	0.00	0.00	
Clothing/Uniform Allowance - Civilian	5010204001	336,000.00	24,000.00	360,000.00	336,000.00	24,000.00	0.00	0.00	360,000.00	342,000.00	0.00	0.00	0.00	342,000.00	342,000.00	0.00	0.00	342,000.00	0.00	18,000.00	0.00	0.00	
Subsistence Allowance (SA)	5010205000	2,044,000.00	0.00	2,044,000.00	2,044,000.00	0.00	0.00	0.00	2,044,000.00	221,850.00	281,024.50	0.00	0.00	512,874.50	221,850.00	290,687.00	0.00	0.00	511,937.00	0.00	1,531,125.50	837.50	0.00
Subsistence Allowance - Magna Carta Benefits for Science and Technology under R.A. 8439	5010205002	2,044,000.00	0.00	2,044,000.00	2,044,000.00	0.00	0.00	0.00	2,044,000.00	221,850.00	281,024.50	0.00	0.00	512,874.50	221,850.00	290,687.00	0.00	0.00	511,937.00	0.00	1,531,125.50	837.50	0.00
Laundry Allowance (LA)	5010206000	312,000.00	0.00	312,000.00	312,000.00	0.00	0.00	0.00	312,000.00	34,431.56	48,590.94	0.00	0.00	81,022.50	34,431.56	48,448.58	0.00	0.00	80,880.44	0.00	230,977.50	142.96	0.00
Laundry Allowance - Magna Carta Benefits for Science and Technology under R.A. 8439	5010206003	312,000.00	0.00	312,000.00	312,000.00	0.00	0.00	0.00	312,000.00	34,431.56	48,590.94	0.00	0.00	81,022.50	34,431.56	48,448.58	0.00	0.00	80,880.44	0.00	230,977.50	142.96	0.00
Hazard Pay (HP)	5010211000	3,771,000.00	0.00	3,771,000.00	3,771,000.00	0.00	0.00	0.00	3,771,000.00	729,082.70	952,795.43	0.00	0.00	1,681,878.13	729,159.61	952,718.52	0.00	0.00	1,681,878.13	0.00	2,089,121.87	0.00	0.00
HP - Magna Carta Benefits for Science and Technology under R.A. 8439	5010211004	3,771,000.00	0.00	3,771,000.00	3,771,000.00	0.00	0.00	0.00	3,771,000.00	729,082.70	952,795.43	0.00	0.00	1,681,878.13	729,159.61	952,718.52	0.00	0.00	1,681,878.13	0.00	2,089,121.87	0.00	0.00
Longevity Pay (LP)	5010212000	1,672,000.00	0.00	1,672,000.00	1,672,000.00	0.00	0.00	0.00	1,672,000.00	354,788.88	382,175.51	0.00	0.00	736,964.49	354,712.07	382,252.42	0.00	0.00	736,964.49	0.00	935,035.51	0.00	0.00
Longevity Pay - Magna Carta Benefits for Science and Technology under R.A. 8439	5010212003	1,672,000.00	0.00	1,672,000.00	1,672,000.00	0.00	0.00	0.00	1,672,000.00	354,788.88	382,175.51	0.00	0.00	736,964.49	354,712.07	382,252.42	0.00	0.00	736,964.49	0.00	935,035.51	0.00	0.00
Year End Bonus	5010214000	2,130,000.00	0.00	2,130,000.00	2,130,000.00	0.00	0.00	0.00	2,130,000.00	0.00	0.00	0.00	0.00	0.00	0.00	0.00	0.00	0.00	0.00	0.00	2,130,000.00	0.00	0.00
Bonus - Civilian	5010214001	2,130,000.00	0.00	2,130,000.00	2,130,000.00	0.00	0.00	0.00	2,130,000.00	0.00	0.00	0.00	0.00	0.00	0.00	0.00	0.00	0.00	0.00	0.00	2,130,000.00	0.00	0.00
Cash Gift	5010215000	280,000.00	0.00	280,000.00	280,000.00	0.00	0.00	0.00	280,000.00	0.00	0.00	0.00	0.00	0.00	0.00	0.00	0.00	0.00	0.00	0.00	280,000.00	0.00	0.00
Cash Gift - Civilian	5010215001	280,000.00	0.00	280,000.00	280,000.00	0.00	0.00	0.00	280,000.00	0.00	0.00	0.00	0.00	0.00	0.00	0.00	0.00	0.00	0.00	0.00	280,000.00	0.00	0.00
Mid-Year Bonus - Civilian	5010216000	2,130,000.00	0.00	2,130,000.00	2,130,000.00	0.00	0.00	0.00	2,130,000.00	0.00	0.00	0.00	0.00	0.00	0.00	0.00	0.00	0.00	0.00	0.00	2,130,000.00	0.00	0.00
Mid-Year Bonus - Civilian	5010216001	2,130,000.00	0.00	2,130,000.00	2,130,000.00	0.00	0.00	0.00	2,130,000.00	0.00	0.00	0.00											

Department : Department of Science and Technology (DOST)
 Agency : Science and Technology Information Institute
 Operating Unit : < not applicable >
 Organization Code (UACS) : 19 019 0000000
 Fund Cluster : 01 Regular Agency Fund
 (e.g. UACS Fund Cluster: 01-Regular Agency Fund, 02-Foreign Assisted Projects Fund, 03-Special Account-Locally Funded/Domestic Grants Fund, and 04-Special Account-Foreign Assisted/Foreign Grants Fund)

X	Current Year Appropriations
	Supplemental Appropriations
	Continuing Appropriations


Particulars	UACS CODE	Appropriations									Obligations					Disbursements					Balances			
		Authorized Appropriations	Adjustments (Transfer To/From, Modifications/Augmentations)	Adjusted Appropriations	Alotments Received	Adjustments (Reductions, Modifications/Augmentations)	Transfer To	Transfer From	Adjusted Alotments	1st Quarter Ending March 31	2nd Quarter Ending June 30	3rd Quarter Ending Sept. 30	4th Quarter Ending Dec. 31	TOTAL	1st Quarter Ending March 31	2nd Quarter Ending June 30	3rd Quarter Ending Sept. 30	4th Quarter Ending Dec. 31	TOTAL	Unreleased Appropriations	Unobligated Allotments	Unpaid Obligations (15-20)=(23+24)		
		3	4	5=(3+4)	6	7	8	9	10=(6+(-7)-8+9)	11	12	13	14	15=(11+12+13+14)	16	17	18	19	20=(16+17+18+19)	21=(5-10)	22=(10-15)	23	24	
Other Personnel Benefits	501049909	0.00	1,093,075.99	1,093,075.99	0.00	1,093,075.99	0.00	0.00	1,093,075.99	0.00	1,093,075.99	0.00	0.00	1,093,075.99	0.00	1,093,075.99	0.00	0.00	1,093,075.99	0.00	0.00	0.00	0.00	
Maintenance and Other Operating Expenses		53,366,000.00	0.00	53,366,000.00	53,366,000.00	0.00	0.00	53,366,000.00	12,796,832.37	9,028,997.57	0.00	0.00	21,826,829.94	3,384,378.96	6,969,951.67	0.00	0.00	12,353,330.63	0.00	31,539,370.00	154,165.40	9,319,133.91	0.00	
Traveling Expenses	502010000	3,089,000.00	(371,520.84)	2,717,479.16	3,089,000.00	(371,520.84)	0.00	0.00	2,717,479.16	20,380.00	15,245.00	0.00	0.00	35,625.00	20,380.00	15,245.00	0.00	0.00	35,625.00	0.00	2,891,854.16	0.00	0.00	
Traveling Expenses - Local	502010100	2,989,000.00	(371,520.84)	2,617,479.16	2,989,000.00	(371,520.84)	0.00	0.00	2,617,479.16	20,380.00	15,245.00	0.00	0.00	35,625.00	20,380.00	15,245.00	0.00	0.00	35,625.00	0.00	2,891,854.16	0.00	0.00	
Traveling Expenses - Foreign	502010200	100,000.00	0.00	100,000.00	100,000.00	0.00	0.00	100,000.00	0.00	0.00	0.00	0.00	0.00	0.00	0.00	0.00	0.00	0.00	0.00	0.00	100,000.00	0.00	0.00	
Training and Scholarship Expenses	502020000	1,025,000.00	0.00	1,025,000.00	1,025,000.00	0.00	0.00	1,025,000.00	3,000.00	31,300.00	0.00	0.00	34,300.00	3,000.00	31,300.00	0.00	0.00	34,300.00	0.00	990,700.00	0.00	0.00	0.00	
Training Expenses	502020100	1,025,000.00	0.00	1,025,000.00	1,025,000.00	0.00	0.00	1,025,000.00	3,000.00	31,300.00	0.00	0.00	34,300.00	3,000.00	31,300.00	0.00	0.00	34,300.00	0.00	990,700.00	0.00	0.00	0.00	
ICT Training Expenses	502020101	225,000.00	0.00	225,000.00	225,000.00	0.00	0.00	225,000.00	0.00	0.00	0.00	0.00	0.00	0.00	0.00	0.00	0.00	0.00	0.00	225,000.00	0.00	0.00	0.00	
Training Expenses	502020102	800,000.00	0.00	800,000.00	800,000.00	0.00	0.00	800,000.00	3,000.00	31,300.00	0.00	0.00	34,300.00	3,000.00	31,300.00	0.00	0.00	34,300.00	0.00	765,700.00	0.00	0.00	0.00	
Supplies and Materials Expenses	502030000	8,230,000.00	(1,475,534.86)	6,754,465.14	8,230,000.00	(1,475,534.86)	0.00	0.00	6,754,465.14	139,905.20	1,208,373.11	0.00	0.00	1,348,888.31	139,905.16	424,256.10	0.00	0.00	564,251.26	0.00	5,405,469.83	0.00	784,717.02	
Office Supplies Expenses	502030100	4,810,000.00	(1,525,634.63)	3,284,365.37	4,810,000.00	(1,525,634.63)	0.00	0.00	3,284,365.37	26,290.00	332,830.00	0.00	0.00	359,120.00	26,290.00	172,113.00	0.00	0.00	194,423.00	0.00	1,382,418.16	0.00	0.00	
ICT Office Supplies	502030101	2,690,000.00	(1,307,591.82)	1,382,418.18	2,690,000.00	(1,307,591.82)	0.00	0.00	1,382,418.18	0.00	0.00	0.00	0.00	0.00	0.00	0.00	0.00	0.00	0.00	1,382,418.16	0.00	0.00	0.00	
Office Supplies Expenses	502030102	1,920,000.00	(218,042.81)	1,701,957.19	1,920,000.00	(218,042.81)	0.00	0.00	1,701,957.19	26,290.00	332,830.00	0.00	0.00	359,120.00	26,290.00	172,113.00	0.00	0.00	194,423.00	0.00	1,382,418.16	0.00	160,717.00	
Accountable Forms Expenses	502030200	10,000.00	0.00	10,000.00	10,000.00	0.00	0.00	10,000.00	0.00	0.00	0.00	0.00	0.00	0.00	0.00	0.00	0.00	0.00	0.00	0.00	0.00	0.00	0.00	
Fuel, Oil and Lubricants Expenses	502030900	320,000.00	24,424.77	344,424.77	320,000.00	24,424.77	0.00	0.00	344,424.77	45,730.54	15,331.39	0.00	0.00	61,061.93	45,730.54	15,331.39	0.00	0.00	61,061.93	0.00	283,392.84	0.00	0.00	
Textbooks and Instructional Materials Expenses	502031100	1,000,000.00	0.00	1,000,000.00	1,000,000.00	0.00	0.00	1,000,000.00	0.00	0.00	0.00	0.00	0.00	0.00	0.00	0.00	0.00	0.00	0.00	0.00	1,000,000.00	0.00	0.00	
Textbooks and Instructional Materials Expenses	502031101	1,000,000.00	0.00	1,000,000.00	1,000,000.00	0.00	0.00	1,000,000.00	0.00	0.00	0.00	0.00	0.00	0.00	0.00	0.00	0.00	0.00	0.00	0.00	1,000,000.00	0.00	0.00	
Semi-Expendable Furniture, Fixtures and Books Expenses	502032200	0.00	25,875.00	25,875.00	0.00	25,875.00	0.00	0.00	25,875.00	0.00	0.00	0.00	0.00	25,875.00	0.00	12,465.00	0.00	0.00	12,465.00	0.00	0.00	0.00	13,180.00	
Semi-Expendable Furniture, Fixtures and Books Expenses	502032200	0.00	25,875.00	25,875.00	0.00	25,875.00	0.00	0.00	25,875.00	0.00	0.00	0.00	0.00	25,875.00	0.00	12,465.00	0.00	0.00	12,465.00	0.00	0.00	0.00	13,180.00	
Other Supplies and Materials Expenses	502039000	2,290,000.00	0.00	2,290,000.00	2,290,000.00	0.00	0.00	2,290,000.00	87,974.83	832,736.72	0.00	0.00	900,711.55	87,974.62	221,916.71	0.00	0.00	289,891.33	0.00	1,389,289.65	0.00	610,820.02		
Utility Expenses	502040000	2,190,000.00	777,709.03	2,967,709.03	2,190,000.00	777,709.03	0.00	0.00	2,967,709.03	818,863.50	873,455.24	0.00	0.00	1,692,318.74	606,682.83	585,635.81	0.00	0.00	1,192,318.74	0.00	1,775,390.28	12,180.87	(12,180.87)	
Water Expenses	502040100	90,000.00	17,583.22	107,583.22	90,000.00	17,583.22	0.00	0.00	107,583.22	17,563.22	17,563.22	0.00	0.00	35,100.01	5,382.56	48,717.46	0.00	0.00	52,100.01	0.00	56,463.21	12,180.87	(12,180.87)	
Electricity Expenses	502040200	2,100,000.00	760,145.81	2,860,145.81	2,100,000.00	760,145.81	0.00	0.00	2,860,145.81	801,300.28	838,918.45	0.00	0.00	1,640,218.73	601,300.28	538,918.45	0.00	0.00	1,140,218.73	0.00	1,719,927.00	0.00	0.00	
Communication Expenses	502050000	965,000.00	36,613.85	1,001,613.85	965,000.00	36,613.85	0.00	0.00	1,001,613.85	119,369.81	237,372.83	0.00	0.00	356,742.64	119,369.81	184,186.80	0.00	0.00	305,555.51	0.00	645,872.24	0.00	53,186.00	
Postage and Courier Services	502050100	310,000.00	32,868.40	342,868.40	310,000.00	32,868.40	0.00	0.00	342,868.40	0.00	133,078.40	0.00	0.00	133,078.40	0.00	79,892.40	0.00	0.00	79,892.40	0.00	299,790.00	0.00	53,186.00	
Telephone Expenses	502050200	430,000.00	3,745.45	433,745.45	430,000.00	3,745.45	0.00	0.00	433,745.45	55,488.81	50,414.40	0.00	0.00	105,903.21	55,488.81	50,414.40	0.00	0.00	105,903.21	0.00	327,842.24	0.00	0.00	
Mobile	502050201	280,000.00	0.00	280,000.00	280,000.00	0.00	0.00	280,000.00	0.00	0.00	0.00	0.00	0.00	0.00	0.00	0.00	0.00	0.00	0.00	0.00	280,000.00	0.00	0.00	
Landline	502050202	150,000.00	3,745.45	153,745.45	150,000.00	3,745.45	0.00	0.00	153,745.45	22,083.27	15,344.42	0.00	0.00	37,427.69	22,083.27	15,344.42	0.00	0.00	37,427.69	0.00	116,317.76	0.00	0.00	
Internet Subscription Expenses	502050300	175,000.00	0.00	175,000.00	175,000.00	0.00	0.00	175,000.00	82,880.00	53,880.00	0.00	0.00	116,760.00	82,880.00	53,880.00	0.00	0.00	116,760.00	0.00	58,240.00	0.00	0.00	0.00	
Cable, Satellite, Telegraph and Radio Expenses	502050400	50,000.00	0.00	50,000.00	50,000.00	0.00	0.00	50,000.00	0.00	0.00	0.00	0.00	0.00	0.00	0.00	0.00	0.00	0.00	0.00	0.00	50,000.00	0.00	0.00	
Confidential, Intelligence and Extraordinary Expenses	502100000	136,000.00	0.00	136,000.00	136,000.00	0.00	0.00	136,000.00	33,900.00	33,900.00	0.00	0.00	67,800.00	33,900.00	33,900.00	0.00	0.00	67,800.00	0.00	68,200.00	0.00	0.00	0.00	
Extraordinary and Miscellaneous Expenses	502100300	136,000.00	0.00	136,000.00	136,000.00	0.00	0.00	136,000.00	33,900.00	33,900.00	0.00	0.00	67,800.00	33,900.00	33,900.00	0.00	0.00	67,800.00	0.00	68,200.00	0.00	0.00	0.00	
Professional Services	502110000	6,377,000.00	5,010,665.43	11,387,665.43	6,377,000.00	5,010,665.43	0.00	0.00	11,387,665.43	6,024,273.10	2,147,408.17	0.00	0.00	8,171,681.27	110,185.10	2,420,082.97	0.00	0.00	123,000.00	0.00	161,300.00	0.00	6,541,433.20	
Legal Services	502110100	283,000.00	1,300.00	284,300.00	283,000.00	1,300.00	0.00	0.00	284,300.00	60,600.00	72,400.00	0.00	0.00	133,000.00	50,600.00	72,400.00	0.00	0.00	123,000.00	0.00	40,000.00	0.00	0.00	
Auditing Services	502110300	40,000.00	0.00	40,000.00	40,000.00	0.00	0.00	40,000.00	0.00	0.00	0.00	0.00	0.00	0.00	0.00	0.00	0.00	0.00	0.00	0.00	40,000.00	0.00	0.00	
Consultancy Services	502110300	1,568,000.00	850,000.00	2,418,000.00	1,568,000.00	850,000.00	0.00	0.00	2,418,000.00	850,000.00	850,000.00	0.00	0.00	1,700,000.00	0.00	212,500.00	0.00	0.00	212,500.00	0.00	1,568,000.00	0.00	637,500.00	
ICT Consultancy Services	502110301	1,568,000.00	850,000.00	2,418,000																				


Department : Department of Science and Technology (DOST)
 Agency : Science and Technology Information Institute
 Operating Unit : < not applicable >
 Organization Code (UACS) : 19 019 000000
 Fund Cluster : 01 Regular Agency Fund

X	Current Year Appropriations
	Supplemental Appropriations
	Continuing Appropriations


(e.g. UACS Fund Cluster: 01-Regular Agency Fund, 02-Foreign Assisted Projects Fund, 03-Special Account-Locally Funded/Domestic Grants Fund, and 04-Special Account-Foreign Assisted/Foreign Grants Fund)

Particulars	UACS CODE	Appropriations			Allotments						Obligations					Disbursements					Balances			
		Authorized Appropriations	Adjustments (Transfer To/From, Modifications/ Augmentations)	Adjusted Appropriations	Allotments Received	Adjustments (Reductions, Modifications/ Augmentations)	Transfer To	Transfer From	Adjusted Allotments	1st Quarter Ending March 31	2nd Quarter Ending June 30	3rd Quarter Ending Sept. 30	4th Quarter Ending Dec. 31	TOTAL	1st Quarter Ending March 31	2nd Quarter Ending June 30	3rd Quarter Ending Sept. 30	4th Quarter Ending Dec. 31	TOTAL	Unreleased Appropriations	Unobligated Allotments	Unpaid Obligations (15-20)+(23+24)		
																						Due and Demandable	Not Yet Due and Demandable	
1	2	3	4	5=(3+4)	6	7	8	9	10=[(6+(-)7)-8+9]	11	12	13	14	15=(11+12+13+14)	16	17	18	19	20=(16+17+18+19)	21=(5-10)	22=(10-15)	23	24	
Taxes, Duties and Licenses	5021501000	15,000.00	0.00	15,000.00	15,000.00	0.00	0.00	0.00	15,000.00	4,518.12	2,180.00	0.00	0.00	6,698.12	4,518.12	2,180.00	0.00	0.00	6,698.12	0.00	8,301.88	0.00	0.00	
Taxes, Duties and Licenses	5021501001	15,000.00	0.00	15,000.00	15,000.00	0.00	0.00	0.00	15,000.00	4,518.12	2,180.00	0.00	0.00	6,698.12	4,518.12	2,180.00	0.00	0.00	6,698.12	0.00	8,301.88	0.00	0.00	
Fidelity Bond Premiums	5021502000	47,000.00	5,501.25	52,501.25	47,000.00	5,501.25	0.00	0.00	52,501.25	1,687.50	45,813.75	0.00	0.00	47,501.25	1,687.50	45,813.75	0.00	0.00	47,501.25	0.00	5,000.00	0.00	0.00	
Insurance Expenses	5021503000	40,000.00	41,232.10	81,232.10	40,000.00	41,232.10	0.00	0.00	81,232.10	10,853.92	70,378.18	0.00	0.00	81,232.10	10,853.92	70,378.18	0.00	0.00	81,232.10	0.00	0.00	0.00	0.00	
Labor and Wages	5021600000	8,440,000.00	888,143.88	9,328,143.88	8,440,000.00	888,143.88	0.00	0.00	9,328,143.88	1,988,058.39	2,888,704.70	0.00	0.00	4,876,763.09	1,830,553.66	2,997,878.47	0.00	0.00	4,727,832.13	0.00	2,273,380.58	137,804.70	(10,373.77)	
Labor and Wages	5021601000	8,440,000.00	888,143.88	9,328,143.88	8,440,000.00	888,143.88	0.00	0.00	9,328,143.88	1,988,058.39	2,888,704.70	0.00	0.00	4,876,763.09	1,830,553.66	2,997,878.47	0.00	0.00	4,727,832.13	0.00	2,273,380.58	137,804.70	(10,373.77)	
Other Maintenance and Operating Expenses	5022900000	21,797,000.00	(4,941,096.20)	16,765,903.80	21,797,000.00	(4,941,096.20)	0.00	0.00	16,765,903.80	2,595,228.17	609,830.80	0.00	0.00	3,105,158.97	146,748.17	1,987,578.67	0.00	0.00	1,234,326.84	0.00	13,890,746.80	4,480.00	1,868,382.13	
Advertising Expenses	5022901000	10,968,000.00	(3,842,688.00)	7,125,312.00	10,968,000.00	(3,842,688.00)	0.00	0.00	7,125,312.00	0.00	0.00	0.00	0.00	0.00	0.00	0.00	0.00	0.00	0.00	0.00	7,125,312.00	0.00	0.00	
Printing and Publication Expenses	5022902000	3,068,000.00	(251,570.00)	2,816,430.00	3,068,000.00	(251,570.00)	0.00	0.00	2,816,430.00	2,444,780.00	47,650.00	0.00	0.00	2,492,430.00	780.00	685,014.50	0.00	0.00	685,794.50	0.00	325,000.00	0.00	1,808,635.50	
Representation Expenses	5022903000	6,653,000.00	(922,273.87)	5,030,726.13	6,653,000.00	(922,273.87)	0.00	0.00	5,030,726.13	42,046.00	325,441.00	0.00	0.00	397,487.00	37,566.00	279,321.00	0.00	0.00	307,887.00	0.00	4,663,230.13	4,480.00	55,123.00	
Transportation and Delivery Expenses	5022904000	0.00	15,788.00	15,788.00	0.00	15,788.00	0.00	0.00	15,788.00	4,059.00	11,729.00	0.00	0.00	15,788.00	4,059.00	11,729.00	0.00	0.00	15,788.00	0.00	0.00	0.00	0.00	
Rent/Lease Expenses	5022905000	939,000.00	0.00	939,000.00	939,000.00	0.00	0.00	0.00	939,000.00	32,736.11	86,266.19	0.00	0.00	122,002.30	32,736.11	84,872.96	0.00	0.00	117,609.07	0.00	816,894.70	0.00	4,586.63	
Rent - Motor Vehicles	5022905003	574,000.00	0.00	574,000.00	574,000.00	0.00	0.00	0.00	574,000.00	7,000.00	0.00	0.00	0.00	7,000.00	0.00	0.00	0.00	0.00	7,000.00	0.00	567,000.00	0.00	0.00	
Rent - Equipment	5022905004	365,000.00	0.00	365,000.00	365,000.00	0.00	0.00	0.00	365,000.00	25,736.11	89,266.19	0.00	0.00	115,002.30	25,736.11	84,872.96	0.00	0.00	110,408.87	0.00	249,894.70	0.00	4,586.63	
Subscriptions Expenses	5022907000	170,000.00	44,804.47	214,804.47	170,000.00	44,804.47	0.00	0.00	214,804.47	38,762.86	25,841.61	0.00	0.00	64,604.47	38,762.86	25,841.61	0.00	0.00	64,604.47	0.00	150,000.00	0.00	0.00	
ICT Software Subscription	5022907001	0.00	44,282.47	44,282.47	0.00	44,282.47	0.00	0.00	44,282.47	18,440.86	25,841.61	0.00	0.00	44,282.47	18,440.86	25,841.61	0.00	0.00	44,282.47	0.00	0.00	0.00	0.00	
Other Subscription Expenses	5022907009	170,000.00	322.00	170,322.00	170,000.00	322.00	0.00	0.00	170,322.00	20,322.00	20,322.00	0.00	0.00	20,322.00	20,322.00	0.00	0.00	0.00	20,322.00	0.00	150,000.00	0.00	0.00	
Other Maintenance and Operating Expenses	5022999003	608,000.00	15,044.20	623,044.20	608,000.00	15,044.20	0.00	0.00	623,044.20	32,844.20	10,000.00	0.00	0.00	42,844.20	32,844.20	10,000.00	0.00	0.00	42,844.20	0.00	580,200.00	0.00	0.00	
Other Maintenance and Operating Expenses	5022999009	608,000.00	15,044.20	623,044.20	608,000.00	15,044.20	0.00	0.00	623,044.20	32,844.20	10,000.00	0.00	0.00	42,844.20	32,844.20	10,000.00	0.00	0.00	42,844.20	0.00	550,200.00	0.00	0.00	
Capital Outlays	5060400000	11,330,000.00	0.00	11,330,000.00	11,330,000.00	0.00	0.00	0.00	11,330,000.00	8,118,496.53	2,838,460.00	0.00	0.00	10,956,956.53	0.00	4,018,360.00	0.00	0.00	4,018,360.00	0.00	375,043.47	0.00	6,938,596.53	
Property, Plant and Equipment Outlay	5060400000	11,330,000.00	0.00	11,330,000.00	11,330,000.00	0.00	0.00	0.00	11,330,000.00	8,118,496.53	2,838,460.00	0.00	0.00	10,956,956.53	0.00	4,018,360.00	0.00	0.00	4,018,360.00	0.00	375,043.47	0.00	6,938,596.53	
Machinery and Equipment Outlay	5060405000	11,330,000.00	0.00	11,330,000.00	11,330,000.00	0.00	0.00	0.00	11,330,000.00	8,118,496.53	2,838,460.00	0.00	0.00	10,956,956.53	0.00	4,018,360.00	0.00	0.00	4,018,360.00	0.00	375,043.47	0.00	6,938,596.53	
Information and Communication Technology Equipment	5060405003	11,330,000.00	(1,179,900.00)	10,150,100.00	11,330,000.00	(1,179,900.00)	0.00	0.00	10,150,100.00	6,938,596.53	2,838,460.00	0.00	0.00	9,777,056.53	0.00	2,838,460.00	0.00	0.00	2,838,460.00	0.00	375,043.47	0.00	6,938,596.53	
ICT Software	5060405015	0.00	1,179,900.00	1,179,900.00	0.00	1,179,900.00	0.00	0.00	1,179,900.00	1,179,900.00	0.00	0.00	0.00	1,179,900.00	0.00	1,179,900.00	0.00	0.00	1,179,900.00	0.00	0.00	0.00	0.00	
B. AUTOMATIC APPROPRIATIONS		3,068,000.00	0.00	3,068,000.00	3,068,000.00	0.00	0.00	0.00	3,068,000.00	855,019.08	851,999.76	0.00	0.00	1,707,018.84	855,019.08	851,999.76	0.00	0.00	1,707,018.84	0.00	1,360,981.16	0.00	0.00	
Retirement and Life Insurance Premiums		3,068,000.00	0.00	3,068,000.00	3,068,000.00	0.00	0.00	0.00	3,068,000.00	855,019.08	851,999.76	0.00	0.00	1,707,018.84	855,019.08	851,999.76	0.00	0.00	1,707,018.84	0.00	1,360,981.16	0.00	0.00	
GRAND TOTAL		110,839,000.00	0.00	110,839,000.00	110,839,000.00	0.00	0.00	0.00	110,839,000.00	31,271,296.29	25,668,598.19	0.00	0.00	56,939,894.48	13,685,165.99	26,706,531.07	0.00	0.00	40,374,897.06	0.00	53,899,107.52	309,464.96	16,255,732.44	

Certified Correct: 
 JAQUELINE C. BAILESTEROS
 Budget Officer
 Date: 2021-08-10 07:41:50

Certified Correct: 
 MA. AURORA FEL. DAYANGCO
 Accountant III
 Date: 2021-08-10 07:41:50

Recommending Approval: 
 ARLENE S. CENTENO
 FAD Chief
 Date: 2021-08-10 07:57:27

Approved By: 
 RICHARD P. BURGOS
 Agency Head
 Date: 2021-08-10 08:08:35

SUMMARY OF APPROPRIATIONS, ALLOTMENTS, OBLIGATIONS, DISBURSEMENTS AND BALANCES BY OBJECT OF EXPENDITURES
As at the Quarter Ending June 30, 2021

	Current Year Appropriations
	Supplemental Appropriations
X	Continuing Appropriations

Department: Department of Science and Technology (DOST)
 Agency/Entity: Science and Technology Information Institute
 Operating Unit: < not applicable >
 Organization Code (UAACS): 19 019 0000000
 Fund Cluster: 01 Regular Agency Fund
 (e.g. UAACS Fund Cluster: 01-Regular Agency Fund, 02-Foreign Assisted Projects Fund, 03-Special Account-Locally Funded/Domestic Grants Fund, and 04-Special Account-Foreign Assisted/Foreign Grants Fund)

Particulars	UAACS CODE	Appropriations			Allotments			Obligations					Disbursements				Balances						
		Authorized Appropriations	Adjustments (Transfer To/From, Modifications/ Augmentations)	Adjusted Appropriations	Allotments Received	Adjustments (Reductions, Modifications/ Augmentations)	Transfer To	Transfer From	Adjusted Allotments	1st Quarter Ending March 31	2nd Quarter Ending June 30	3rd Quarter Ending Sept. 30	4th Quarter Ending Dec. 31	TOTAL	1st Quarter Ending March 31	2nd Quarter Ending June 30	3rd Quarter Ending Sept. 30	4th Quarter Ending Dec. 31	TOTAL	Unreleased Appropriations	Unobligated Allotments	Unpaid Obligations (15-20)-(23+24)	
		3	4	5=(3+4)	6	7	8	9	10=[(6-1)-7]-8+9	11	12	13	14	15=(11+12+13+14)	16	17	18	19	20=(16+17+18+19)	21=(5-10)	22=(10-15)	23	24
SUMMARY		5,396,691.08	0.00	5,396,691.08	5,396,691.08	0.00	0.00	0.00	5,396,691.08	596,171.88	11,130.80	0.00	0.00	607,302.28	11,371.88	595,930.80	0.00	0.00	607,302.28	0.00	4,789,388.80	0.00	0.00
I. CONTINUING APPROPRIATIONS		5,396,691.08	0.00	5,396,691.08	5,396,691.08	0.00	0.00	0.00	5,396,691.08	596,171.88	11,130.80	0.00	0.00	607,302.28	11,371.88	595,930.80	0.00	0.00	607,302.28	0.00	4,789,388.80	0.00	0.00
I. Agency Specific Budget		5,396,691.08	0.00	5,396,691.08	5,396,691.08	0.00	0.00	0.00	5,396,691.08	596,171.88	11,130.80	0.00	0.00	607,302.28	11,371.88	595,930.80	0.00	0.00	607,302.28	0.00	4,595,492.80	0.00	0.00
Maintenance and Other Operating Expenses		5,192,705.08	0.00	5,192,705.08	5,192,705.08	0.00	0.00	0.00	5,192,705.08	596,171.88	11,130.80	0.00	0.00	607,302.28	11,371.88	595,930.80	0.00	0.00	607,302.28	0.00	4,595,492.80	0.00	0.00
Training and Scholarship Expenses	502020000	200,000.00	(11,371.88)	188,628.32	200,000.00	(11,371.88)	0.00	0.00	188,628.32	0.00	0.00	0.00	0.00	0.00	0.00	0.00	0.00	0.00	0.00	0.00	188,628.32	0.00	0.00
Training Expenses	502020100	200,000.00	(11,371.88)	188,628.32	200,000.00	(11,371.88)	0.00	0.00	188,628.32	0.00	0.00	0.00	0.00	0.00	0.00	0.00	0.00	0.00	0.00	0.00	188,628.32	0.00	0.00
Supplies and Materials Expenses	502030000	1,722,882.30	0.00	1,722,882.30	1,722,882.30	0.00	0.00	0.00	1,722,882.30	0.00	0.00	0.00	0.00	0.00	0.00	0.00	0.00	0.00	0.00	0.00	1,722,882.30	0.00	0.00
Office Supplies Expenses	502030100	489,898.39	0.00	489,898.39	489,898.39	0.00	0.00	0.00	489,898.39	0.00	0.00	0.00	0.00	0.00	0.00	0.00	0.00	0.00	0.00	0.00	489,898.39	0.00	0.00
ICT Office Supplies	502030101	40,875.00	0.00	40,875.00	40,875.00	0.00	0.00	0.00	40,875.00	0.00	0.00	0.00	0.00	0.00	0.00	0.00	0.00	0.00	0.00	0.00	40,875.00	0.00	0.00
Office Supplies Expenses	502030102	448,721.39	0.00	448,721.39	448,721.39	0.00	0.00	0.00	448,721.39	0.00	0.00	0.00	0.00	0.00	0.00	0.00	0.00	0.00	0.00	0.00	448,721.39	0.00	0.00
Textbooks and Instructional Materials Expenses	502031100	208,618.64	0.00	208,618.64	208,618.64	0.00	0.00	0.00	208,618.64	0.00	0.00	0.00	0.00	0.00	0.00	0.00	0.00	0.00	0.00	0.00	208,618.64	0.00	0.00
Textbooks and Instructional Materials Expenses	502031101	208,618.64	0.00	208,618.64	208,618.64	0.00	0.00	0.00	208,618.64	0.00	0.00	0.00	0.00	0.00	0.00	0.00	0.00	0.00	0.00	0.00	208,618.64	0.00	0.00
Other Supplies and Materials Expenses	502039900	1,024,567.27	0.00	1,024,567.27	1,024,567.27	0.00	0.00	0.00	1,024,567.27	0.00	0.00	0.00	0.00	0.00	0.00	0.00	0.00	0.00	0.00	0.00	1,024,567.27	0.00	0.00
Communication Expenses	502050000	0.00	4,182.00	4,182.00	0.00	4,182.00	0.00	0.00	4,182.00	0.00	0.00	0.00	0.00	4,182.00	0.00	4,182.00	0.00	0.00	4,182.00	0.00	0.00	0.00	0.00
Telephone Expenses	502050200	0.00	4,182.00	4,182.00	0.00	4,182.00	0.00	0.00	4,182.00	0.00	0.00	0.00	0.00	4,182.00	0.00	4,182.00	0.00	0.00	4,182.00	0.00	0.00	0.00	0.00
Mobile	502050201	0.00	4,182.00	4,182.00	0.00	4,182.00	0.00	0.00	4,182.00	0.00	0.00	0.00	0.00	4,182.00	0.00	4,182.00	0.00	0.00	4,182.00	0.00	0.00	0.00	0.00
Professional Services	502110000	846,409.17	0.00	846,409.17	846,409.17	0.00	0.00	0.00	846,409.17	584,800.00	0.00	0.00	0.00	584,800.00	0.00	584,800.00	0.00	0.00	584,800.00	0.00	261,609.17	0.00	0.00
Other Professional Services	502119900	846,409.17	0.00	846,409.17	846,409.17	0.00	0.00	0.00	846,409.17	584,800.00	0.00	0.00	0.00	584,800.00	0.00	584,800.00	0.00	0.00	584,800.00	0.00	261,609.17	0.00	0.00
Labor and Wages	502160000	235,464.49	0.00	235,464.49	235,464.49	0.00	0.00	0.00	235,464.49	0.00	0.00	0.00	0.00	0.00	0.00	0.00	0.00	0.00	0.00	0.00	235,464.49	0.00	0.00
Labor and Wages	502160100	235,464.49	0.00	235,464.49	235,464.49	0.00	0.00	0.00	235,464.49	0.00	0.00	0.00	0.00	0.00	0.00	0.00	0.00	0.00	0.00	0.00	235,464.49	0.00	0.00
Other Maintenance and Operating Expenses	502990000	2,197,940.12	7,189.58	2,195,138.80	2,197,940.12	7,189.58	0.00	0.00	2,195,138.80	11,371.88	6,948.80	0.00	0.00	19,320.28	11,371.88	6,948.80	0.00	0.00	19,320.28	0.00	2,178,818.52	0.00	0.00
Advertising Expenses	502990100	203,080.00	0.00	203,080.00	203,080.00	0.00	0.00	0.00	203,080.00	0.00	0.00	0.00	0.00	0.00	0.00	0.00	0.00	0.00	0.00	0.00	203,080.00	0.00	0.00
Representation Expenses	502990300	1,984,859.12	(4,182.00)	1,980,677.12	1,984,859.12	(4,182.00)	0.00	0.00	1,980,677.12	0.00	6,948.80	0.00	0.00	6,948.80	0.00	6,948.80	0.00	0.00	6,948.80	0.00	1,973,735.32	0.00	0.00
Rent/Lease Expenses	502990500	0.00	3,681.84	3,681.84	0.00	3,681.84	0.00	0.00	3,681.84	0.00	0.00	0.00	0.00	3,681.84	3,681.84	0.00	0.00	0.00	3,681.84	0.00	0.00	0.00	0.00
Rent - Equipment	502990504	0.00	3,681.84	3,681.84	0.00	3,681.84	0.00	0.00	3,681.84	0.00	0.00	0.00	0.00	3,681.84	3,681.84	0.00	0.00	0.00	3,681.84	0.00	0.00	0.00	0.00
Subscription Expenses	502990700	0.00	7,709.84	7,709.84	0.00	7,709.84	0.00	0.00	7,709.84	0.00	0.00	0.00	0.00	7,709.84	7,709.84	0.00	0.00	0.00	7,709.84	0.00	0.00	0.00	0.00


This report was generated using the Unified Reporting System on null version.FAR1A.1.1 : Status : SUBMITTED


6

Department: Department of Science and Technology (DOST)
 Agency/Entity: Science and Technology Information Institute
 Operating Unit: < not applicable >
 Organization Code (UACS): 19 019 000000
 Fund Cluster: 01 Regular Agency Fund
 (e.g. UACS Fund Cluster: 01-Regular Agency Fund, 02-Foreign Assisted Projects Fund, 03-Special Account-Locally Funded/Domestic Grants Fund, and 04-Special Account-Foreign Assisted/Foreign Grants Fund)


	Current Year Appropriations
	Supplemental Appropriations
X	Continuing Appropriations

Particulars	UACS CODE	Appropriations			Allotments			Obligations							Disbursements				Balances				
		Authorized Appropriations	Adjustments (Transfer To/From, Modifications/ Augmentations)	Adjusted Appropriations	Allotments Received	Adjustments (Reductions, Modifications/ Augmentations)	Transfer To	Transfer From	Adjusted Allotments	1st Quarter Ending March 31	2nd Quarter Ending June 30	3rd Quarter Ending Sept. 30	4th Quarter Ending Dec. 31	TOTAL	1st Quarter Ending March 31	2nd Quarter Ending June 30	3rd Quarter Ending Sept. 30	4th Quarter Ending Dec. 31	TOTAL	Unreleased Appropriations	Unobligated Allotments	Unpaid Obligations (15-20)=(23+24)	
		3	4	5=(3+4)	6	7	8	9	10=[(6+(-)7)-8+9]	11	12	13	14	15=(11+12+13+14)	16	17	18	19	20=(16+17+18+19)	21=(5-10)	22=(10-15)	23	24
ICT Software Subscription	5029937001	0.00	7,709.84	7,709.84	0.00	7,709.84	0.00	0.00	7,709.84	7,709.84	0.00	0.00	0.00	7,709.84	7,709.84	0.00	0.00	0.00	7,709.84	0.00	0.00	0.00	0.00
Capital Outlays		203,886.00	0.00	203,886.00	203,886.00	0.00	0.00	203,886.00	0.00	0.00	0.00	0.00	0.00	203,886.00	0.00	0.00	0.00	0.00	203,886.00	0.00	0.00	203,886.00	0.00
Property, Plant and Equipment Outlay	5060400000	203,886.00	0.00	203,886.00	203,886.00	0.00	0.00	203,886.00	0.00	0.00	0.00	0.00	0.00	203,886.00	0.00	0.00	0.00	0.00	203,886.00	0.00	0.00	203,886.00	0.00
Machinery and Equipment Outlay	5060436000	43,886.00	0.00	43,886.00	43,886.00	0.00	0.00	43,886.00	0.00	0.00	0.00	0.00	0.00	43,886.00	0.00	0.00	0.00	0.00	43,886.00	0.00	0.00	43,886.00	0.00
Information and Communication Technology Equipment	5060436003	43,886.00	0.00	43,886.00	43,886.00	0.00	0.00	43,886.00	0.00	0.00	0.00	0.00	0.00	43,886.00	0.00	0.00	0.00	0.00	43,886.00	0.00	0.00	43,886.00	0.00
Furniture, Fixtures and Books Outlay	5060437000	160,000.00	0.00	160,000.00	160,000.00	0.00	0.00	160,000.00	0.00	0.00	0.00	0.00	0.00	160,000.00	0.00	0.00	0.00	0.00	160,000.00	0.00	0.00	160,000.00	0.00
Furniture and Fixtures	5060437001	160,000.00	0.00	160,000.00	160,000.00	0.00	0.00	160,000.00	0.00	0.00	0.00	0.00	0.00	160,000.00	0.00	0.00	0.00	0.00	160,000.00	0.00	0.00	160,000.00	0.00
GRAND TOTAL		5,386,691.04	0.00	5,386,691.04	5,386,691.04	0.00	0.00	5,386,691.04	594,171.68	11,130.60	0.00	0.00	0.00	607,302.28	11,371.88	595,930.00	0.00	0.00	607,302.28	0.00	0.00	4,789,389.80	0.00

Certified Correct: 
 JAQUELINE C. BALLESTEROS
 Budget Officer
 Date: 2021-08-10 07:41:50

Certified Correct: 
 MA. AUROBA DE ORYANGCO
 Accountant III
 Date: 2021-08-10 07:41:50

Recommending Approval: 
 ARLENE E. CEMENTO
 FAD Chief
 Date: 2021-08-10 07:57:27

Approved By: 
 RICHARD P. BURGOS
 Agency Head
 Date: 2021-08-10 08:08:35