

STATEMENT OF APPROPRIATIONS, ALLOTMENTS, OBLIGATIONS, DISBURSEMENTS AND BALANCES

As of March 31, 2019

Department: DEPARTMENT OF SCIENCE AND TECHNOLOGY

Agency/Operating Unit : SCIENCE AND TECHNOLOGY INFORMATION INSTITUTE

Organizational Code : 190190000000

Funding Source Code: 101101

Authorization: 01 - Current Year Appropriations

Report Status: _____

Particulars	Appropriations			Allotment					Current Year Obligations					Current Year Disbursements					Balances		
	Authorized Appropriation	Adj.	Adjusted Appropriations	Allotments Received	Adjustments (Withdrawal/Realignment)	Transfer To	Transfer From	Adjusted Total Allotments	1st Quarter ending March 31	2nd Quarter ending June 30	3rd Quarter ending Sept. 30	4th Quarter ending Dec. 31	Total	1st Quarter ending March 31	2nd Quarter ending June 30	3rd Quarter ending Sept. 30	4th Quarter ending Dec. 31	Total	Unreleased Appro.	Unobligated Allotment	Unpaid Obligations/ Not yet due and Demandable
1	2	3	(2+3)=4	5	6	7	8	9 = [(5+(-)6)-7+8]	10	11	12	13	14= (10+11+12+13)	15	16	17	18	19= (15+16+17+18)	20= (4-9)	21= (9-14)	22= (14-19)
I. Agency Specific Budget																					
Specific Budget of NGA																					
1. General Admin. And Support	-	-	-	-	-	-	-	-	5,328,813.31	-	-	-	5,328,813.31	5,180,681.89	-	-	-	5,180,681.89	-	(5,328,813.31)	148,131.42
General Admin. And Support Services	-	-	-	-	-	-	-	-	5,328,813.31	-	-	-	5,328,813.31	5,180,681.89	-	-	-	5,180,681.89	-	(5,328,813.31)	148,131.42
PS			-	-				-	3,383,042.28				3,383,042.28	3,383,042.28				3,383,042.28	-	(3,383,042.28)	-
MOOE			-	-				-	1,945,771.03				1,945,771.03	1,797,639.61				1,797,639.61	-	(1,945,771.03)	148,131.42
CO			-	-				-	-				-	-				-	-	-	-
Administration of Personnel Benefits																					
PS			-	-				-	-				-	-				-	-	-	-
Operations																					
MFO 1: S&T Information Services	-	-	-	-	-	-	-	-	5,329,374.88	-	-	-	5,329,374.88	5,223,374.88	-	-	-	5,223,374.88	-	(5,329,374.88)	106,000.00
1. Operation of the Science and Technology Center for Information Services	-	-	-	-	-	-	-	-	2,533,860.55	-	-	-	2,533,860.55	2,533,860.55	-	-	-	2,533,860.55	-	(2,533,860.55)	-
PS			-	-				-	1,944,327.20				1,944,327.20	1,944,327.20				1,944,327.20	-	(1,944,327.20)	-
MOOE			-	-				-	589,533.35				589,533.35	589,533.35				589,533.35	-	(589,533.35)	-
2. Implementation of the Science and Technology Promotion and Advocacy Program	-	-	-	-	-	-	-	-	2,795,514.33	-	-	-	2,795,514.33	2,689,514.33	-	-	-	2,689,514.33	-	(2,795,514.33)	106,000.00
PS			-	-				-	1,984,897.50				1,984,897.50	1,984,897.50				1,984,897.50	-	(1,984,897.50)	-
MOOE			-	-				-	810,616.83				810,616.83	704,616.83				704,616.83	-	(810,616.83)	106,000.00
CO			-	-				-	-				-	-				-	-	-	-

fu

α

STATEMENT OF APPROPRIATIONS, ALLOTMENTS, OBLIGATIONS, DISBURSEMENTS AND BALANCES

As of March 31, 2019

Department: DEPARTMENT OF SCIENCE AND TECHNOLOGY

Agency/Operating Unit : SCIENCE AND TECHNOLOGY INFORMATION INSTITUTE

Organizational Code : 190190000000

Funding Source Code: 101101

Authorization: 01 - Current Year Appropriations

Report Status: _____

Particulars	Appropriations			Allotment					Current Year Obligations					Current Year Disbursements					Balances		
	Authorized Appropriation	Adj.	Adjusted Appropriations	Allotments Received	Adjustments (Withdrawal/Realignment)	Transfer To	Transfer From	Adjusted Total Allotments	1st Quarter ending March 31	2nd Quarter ending June 30	3rd Quarter ending Sept. 30	4th Quarter ending Dec. 31	Total	1st Quarter ending March 31	2nd Quarter ending June 30	3rd Quarter ending Sept. 30	4th Quarter ending Dec. 31	Total	Unreleased Appro.	Unobligated Allotment	Unpaid Obligations Not yet due and Demandable
1	2	3	(2+3)=4	5	6	7	8	9 = [(5+(-)6)-7+8]	10	11	12	13	14= (10+11+12+13)	15	16	17	18	19= (15+16+17+18)	20= (4-9)	21= (9-14)	22= (14-19)
Locally-Funded Projects	-	-	-	-	-	-	-	-	1,540,844.70	-	-	-	1,540,844.70	1,540,844.70	-	-	-	1,540,844.70	-	(1,540,844.70)	-
1. Infrastructure and Rehabilitation and Improvement of STII Building	-	-	-	-	-	-	-	-	-	-	-	-	-	-	-	-	-	-	-	-	-
CO	-	-	-	-	-	-	-	-	-	-	-	-	-	-	-	-	-	-	-	-	-
2. Continuing Operation and Broadcast of DOST Science and Technology Channel "DOSTV"	-	-	-	-	-	-	-	-	1,540,844.70	-	-	-	1,540,844.70	1,540,844.70	-	-	-	1,540,844.70	-	(1,540,844.70)	-
MOOE	-	-	-	-	-	-	-	-	1,540,844.70	-	-	-	1,540,844.70	1,540,844.70	-	-	-	1,540,844.70	-	(1,540,844.70)	-
Sub-Total Agency Specific Budget	-	-	-	-	-	-	-	-	12,199,032.89	-	-	-	12,199,032.89	11,944,901.47	-	-	-	11,944,901.47	-	(12,199,032.89)	254,131.42
PS	-	-	-	-	-	-	-	-	7,312,266.98	-	-	-	7,312,266.98	7,312,266.98	-	-	-	7,312,266.98	-	(7,312,266.98)	-
MOOE	-	-	-	-	-	-	-	-	4,886,765.91	-	-	-	4,886,765.91	4,632,634.49	-	-	-	4,632,634.49	-	(4,886,765.91)	254,131.42
CO	-	-	-	-	-	-	-	-	-	-	-	-	-	-	-	-	-	-	-	-	-
II. AUTOMATIC APPROP.																					
1. General Admin. And Support	-	-	-	-	-	-	-	-	202,144.68	-	-	-	202,144.68	202,144.68	-	-	-	202,144.68	-	(202,144.68)	-
MFO 1:	-	-	-	-	-	-	-	-	-	-	-	-	-	-	-	-	-	-	-	-	-
1. Operation of the Science and Technology Center for Information Services	-	-	-	-	-	-	-	-	194,979.96	-	-	-	194,979.96	194,979.96	-	-	-	194,979.96	-	(194,979.96)	-
2. Implementation of the Science and Technology Promotion and Advocacy Program	-	-	-	-	-	-	-	-	233,410.68	-	-	-	233,410.68	233,410.68	-	-	-	233,410.68	-	(233,410.68)	-
Sub-Total Automatic Approp	-	-	-	-	-	-	-	-	630,535.32	-	-	-	630,535.32	630,535.32	-	-	-	630,535.32	-	(630,535.32)	-
III. SPECIAL PURPOSE FUNDS																					
Misc. Per. Benefit Fund	-	-	-	-	-	-	-	-	-	-	-	-	-	-	-	-	-	-	-	-	-
PS	-	-	-	-	-	-	-	-	-	-	-	-	-	-	-	-	-	-	-	-	-
Pension and Gratuity Fund	-	-	-	-	-	-	-	-	-	-	-	-	-	-	-	-	-	-	-	-	-
PS - TLB	-	-	-	-	-	-	-	-	-	-	-	-	-	-	-	-	-	-	-	-	-
PS - Monetization	-	-	-	-	-	-	-	-	-	-	-	-	-	-	-	-	-	-	-	-	-
Sub-Total Special Purpose Fund	-	-	-	-	-	-	-	-	-	-	-	-	-	-	-	-	-	-	-	-	-
TOTAL CURRENT YEAR BUDGET (APPROPRIATIONS)	-	-	-	-	-	-	-	-	12,829,568.21	-	-	-	12,829,568.21	12,575,436.79	-	-	-	12,575,436.79	-	(12,829,568.21)	254,131.42

Handwritten signatures and initials: A large blue signature, a smaller blue signature, and the letters 'bv' in blue ink.

STATEMENT OF APPROPRIATIONS, ALLOTMENTS, OBLIGATIONS, DISBURSEMENTS AND BALANCES

As of March 31, 2019

Department: DEPARTMENT OF SCIENCE AND TECHNOLOGY

Agency/Operating Unit : SCIENCE AND TECHNOLOGY INFORMATION INSTITUTE





Organizational Code : 190190000000

Funding Source Code: 101101

Authorization: 01 - Current Year Appropriations

Report Status: _____

Particulars	Appropriations			Allotment				Current Year Obligations					Current Year Disbursements					Balances				
	Authorized Appropriation	Adj.	Adjusted Appropriations	Allotments Received	Adjustments (Withdrawal Realignment)	Transfer To	Transfer From	Adjusted Total Allotments	1st Quarter ending March 31	2nd Quarter ending June 30	3rd Quarter ending Sept. 30	4th Quarter ending Dec. 31	Total	1st Quarter ending March 31	2nd Quarter ending June 30	3rd Quarter ending Sept. 30	4th Quarter ending Dec. 31	Total	Unreleased Appro.	Unobligated Allotment	Unpaid Obligations Not yet due and Demandable	
1	2	3	(2+3)=4	5	6	7	8	9 = ((5+(-)6)-7+8)	10	11	12	13	14 = (10+11+12+13)	15	16	17	18	19 = (15+16+17+18)	20 = (4-9)	21 = (9-14)	22 = (14-19)	
SUMMARY																						
CURRENT YEAR																						
PS	-	-	-	-	-	-	-	-	7,942,802.30	-	-	-	-	7,942,802.30	7,942,802.30	-	-	-	7,942,802.30	-	(7,942,802.30)	-
MOOE	-	-	-	-	-	-	-	-	4,886,765.91	-	-	-	-	4,886,765.91	4,632,634.49	-	-	-	4,632,634.49	-	(4,886,765.91)	254,131.42
CO	-	-	-	-	-	-	-	-	-	-	-	-	-	-	-	-	-	-	-	-	-	-
GRAND TOTAL	-	-	-	-	-	-	-	-	<u>12,829,568.21</u>	-	-	-	-	<u>12,829,568.21</u>	<u>12,575,436.79</u>	-	-	-	<u>12,575,436.79</u>	-	<u>(12,829,568.21)</u>	<u>254,131.42</u>

Prepared by:	Noted by:	Approved by:
 JAQUELINE C. BALLESTEROS Admin. Officer / Budget Officer	 CECILLE ROSE R. SUNIGA Accountant III	 ARLENE E. CENTENO FAD Chief
		 RICHARD P. BURGOS Director 4/24/19

STATEMENT OF APPROPRIATIONS, ALLOTMENTS, OBLIGATIONS, DISBURSEMENTS AND BALANCES

As of Quarter Ending March 31, 2019

Department: DEPARTMENT OF SCIENCE AND TECHNOLOGY (DOST)
 Agency/Operating Unit : SCIENCE AND TECHNOLOGY INFORMATION INSTITUTE
 Operating Unit: N/A
 Organizational Code (UACS): 190190000000
 Fund Cluster: 01 - Regular Agency Fund

Authorization: 02 - Continuing Appropriations
 Report Status: _____

Particulars	UACS Code	Appropriations			Allotment					Current Year Obligations					Current Year Disbursements					Balances		
		Authorized Appropriation	Adj.	Adjusted Appropriations	Allotments Received	Adjustments (Withdrawal/Reassignment)	Transfer To	Transfer From	Adjusted Total Allotments	1st Quarter ending March 31	2nd Quarter ending June 30	3rd Quarter ending Sept. 30	4th Quarter ending Dec. 31	Total	1st Quarter ending March 31	2nd Quarter ending June 30	3rd Quarter ending Sept. 30	4th Quarter ending Dec. 31	Total	Unreleased Appro.	Unobligated Allotment	Unpaid Obligations/ Not yet due and Demandable
1	2	3	4	(3+4)=5	6	7	8	9	8+9	11	12	13	14	15= (11+12+13+14)	16	17	18	19	20= (16+17+18+19)	21= (5-10)	22= (10-15)	23= (15-20)
I. Agency Specific Budget																						
Specific Budget of NGA	1102101																					
1. General Admin. And Support	1000000000	430.82	-	430.82	430.82	-	-	-	430.82	-	-	-	-	-	-	-	-	-	-	-	430.82	-
General Admin. And Support Services	103001000100000	430.82	-	430.82	430.82	-	-	-	430.82	-	-	-	-	-	-	-	-	-	-	-	430.82	-
MOOE		430.82		430.82	430.82				430.82												430.82	
Operations	3000000000																					
MFO 1: S&T Information Services	3010000000	716,672.99	-	716,672.99	716,672.99	-	-	-	716,672.99	1,461.60	-	-	-	1,461.60	1,461.60	-	-	-	-	-	715,211.39	-
1. Operation of the Science and Technology Center for Information Services	103003010100000	1,655.35	-	1,655.35	1,655.35	-	-	-	1,655.35	1,461.60	-	-	-	1,461.60	1,461.60	-	-	-	-	-	193.75	-
MOOE		1,655.35		1,655.35	1,655.35				1,655.35	1,461.60				1,461.60	1,461.60						193.75	
2. Implementation of the Science and Technology Promotion and Advocacy Program	103003010200000	715,017.64	-	715,017.64	715,017.64	-	-	-	715,017.64	-	-	-	-	-	-	-	-	-	-	-	715,017.64	-
MOOE		653,817.64		653,817.64	653,817.64				653,817.64												653,817.64	
CO		61,200.00		61,200.00	61,200.00				61,200.00												61,200.00	
Locally-Funded Projects		555,039.19	-	555,039.19	555,039.19	-	-	-	555,039.19	-	-	-	-	-	-	-	-	-	-	-	555,039.19	-
1. Infrastructure and Rehabilitation and Improvement of STII Building																						
CO																						
2. Continuing Operation and Broadcast of DOST Science and Technology Channel "DOSTV"		555,039.19	-	555,039.19	555,039.19	-	-	-	555,039.19	-	-	-	-	-	-	-	-	-	-	-	555,039.19	-
MOOE		555,039.19		555,039.19	555,039.19				555,039.19												555,039.19	
CO																						
Sub-Total Agency Specific Budget		1,272,143.00	-	1,272,143.00	1,272,143.00	-	-	-	1,272,143.00	1,461.60	-	-	-	1,461.60	1,461.60	-	-	-	-	-	1,270,681.40	-
PS																						
MOOE		1,210,943.00		1,210,943.00	1,210,943.00				1,210,943.00	1,461.60				1,461.60	1,461.60						1,209,481.40	
CO		61,200.00		61,200.00	61,200.00				61,200.00												61,200.00	
TOTAL PRIOR YEAR BUDGET (APPROPRIATIONS)		1,272,143.00	-	1,272,143.00	1,272,143.00	-	-	-	1,272,143.00	1,461.60	-	-	-	1,461.60	1,461.60	-	-	-	-	-	1,270,681.40	-

Handwritten initials and marks: A large blue checkmark, the letters 'A' and 'D' in blue ink, and the initials 'bv' in blue ink.


STATEMENT OF APPROPRIATIONS, ALLOTMENTS, OBLIGATIONS, DISBURSEMENTS AND BALANCES

As of Quarter Ending March 31, 2019

Department: DEPARTMENT OF SCIENCE AND TECHNOLOGY (DOST)
 Agency/Operating Unit : SCIENCE AND TECHNOLOGY INFORMATION INSTITUTE
 Operating Unit: N/A
 Organizational Code (UACS): 190190000000
 Fund Cluster: 01 - Regular Agency Fund

Authorization: 02 - Continuing Appropriations
 Report Status: _____

Particulars	UACS Code	Appropriations			Allotment					Current Year Obligations					Current Year Disbursements					Balances		
		Authorized Appropriation	Adj.	Adjusted Appropriations	Allotments Received	Adjustments (Withdrawal/Realignment)	Transfer To	Transfer From	Adjusted Total Allotments	1st Quarter ending March 31	2nd Quarter ending June 30	3rd Quarter ending Sept. 30	4th Quarter ending Dec. 31	Total	1st Quarter ending March 31	2nd Quarter ending June 30	3rd Quarter ending Sept. 30	4th Quarter ending Dec. 31	Total	Unreleased Appro.	Unobligated Allotment	Unpaid Obligations/ Not yet due and Demandable
1	2	3	4	(3+4)=5	6	7	8	9	8+9	11	12	13	14	15= (11+12+13+14)	16	17	18	19	20= (16+17+18+19)	21= (5-10)	22= (10-15)	23= (15-20)
SUMMARY																						
PRIOR YEAR																						
MOOE		1,210,943.00	-	1,210,943.00	1,210,943.00	-	-	-	1,210,943.00	1,461.60	-	-	-	1,461.60	1,461.60	-	-	-	1,461.60	-	1,209,481.40	-
CO		61,200.00	-	61,200.00	61,200.00	-	-	-	61,200.00	-	-	-	-	-	-	-	-	-	-	-	61,200.00	-
GRAND TOTAL		1,272,143.00	-	1,272,143.00	1,272,143.00	-	-	-	1,272,143.00	1,461.60	-	-	-	1,461.60	1,461.60	-	-	-	1,461.60	-	1,270,681.40	-

Prepared by:	Noted by:	Approved by:
 JAQUELINE C. BALLESTEROS Admin. Officer / Budget Officer	 ARLENE E. CENTENO PAD Chief	 4/24/19 RICHARD P. BURGOS Director



In following-up, pls. cite DMS ref #
2019-BE-0037615

REPUBLIC OF THE PHILIPPINES
DEPARTMENT OF BUDGET AND MANAGEMENT
GENERAL SOLANO STREET, SAN MIGUEL, MANILA

ACKNOWLEDGEMENT RECEIPT

The **DEPARTMENT OF BUDGET AND MANAGEMENT** hereby acknowledges the receipt of your letter/request which has been uploaded to the DBM-Document Management System and routed to the appropriate office/s with the following information:

Sender: DOST - PERSONAL DELIVERY

Document Title: DOST- SUBMISSION OF BUDGET AND FINANCIAL ACCOUNTABILITY REPORTS AS OF MARCH 31,2019 (BAR NO.1 AND FAR NO.1)

Document Reference No: 2019-BE-0037615

Date and Time Uploaded: Friday, April 26, 2019 10:29:50 AM

Uploaded By: April RECEIVING

Routed To: BMB-E Susana Julian

CC:

Total no of pages received: 1 copy and 26 pages

The determination of the completeness of the documentary requirements submitted, if any, is subject to the evaluation of the technical person in charge.

This receipt is system generated and does not require signature.

Received by:



DOCUMENT
MANAGEMENT
SYSTEM



Department of Science and Technology
SCIENCE AND TECHNOLOGY INFORMATION INSTITUTE

Government Accountancy Office

Office of the Director

RECEIVED

By: hanc
Date: APR 26 2019

Budget and Financial Accountability Reports (BFARs) as of March 31, 2019

MANAGE BUDGET DIVISION
APR 2019
12:15

COMMISSION ON AUDIT
Science Education Institute/

Y: 8 STII
DATE: 4/29/19
TIME: _____

as prescribed under
COA and DBM Joint Circular No. 2014-1 and 2019-1