

STATEMENT OF APPROPRIATIONS, ALLOTMENTS, OBLIGATIONS, DISBURSEMENTS AND BALANCES

As of June 30, 2019

Department: DEPARTMENT OF SCIENCE AND TECHNOLOGY
 Agency/Operating Unit : SCIENCE AND TECHNOLOGY INFORMATION INSTITUTE
 Organizational Code : 190190000000
 Funding Source Code: 101101

Authorization: 01 - Current Year Appropriations
 Report Status: _____

Particulars	Appropriations			Allotment				Current Year Obligations					Current Year Disbursements					Balances			
	Authorized Appropriation	Adj.	Adjusted Appropriations (2+3)=4	Allotments Received	Adjustments (Withdrawal/Realignment)	Transfer To	Transfer From	Adjusted Total Allotments 9 = {(5+(-)6)-7+8}	1st Quarter ending March 31	2nd Quarter ending June 30	3rd Quarter ending Sept. 30	4th Quarter ending Dec. 31	Total 14 = (10+11+12+13)	1st Quarter ending March 31	2nd Quarter ending June 30	3rd Quarter ending Sept. 30	4th Quarter ending Dec. 31	Total 19 = (15+16+17+18)	Unreleased Appro. 20 = (4-9)	Unobligated Allotment 21 = (9-14)	Unpaid Obligations/ Not yet due and Demandable 22 = (14-19)
I. Agency Specific Budget																					
Specific Budget of NGA																					
1. General Admin. And Support	32,946,000	-	32,946,000	32,946,000	-	-	-	32,946,000.00	5,328,813.31	13,887,485.29	-	-	19,216,298.60	5,180,681.89	7,885,379.37	-	-	13,066,061.26	-	13,729,701.40	6,150,237.34
General Admin. And Support Services	32,946,000	-	32,946,000	32,946,000	-	-	-	32,946,000.00	5,328,813.31	13,887,485.29	-	-	19,216,298.60	5,180,681.89	7,885,379.37	-	-	13,066,061.26	-	13,729,701.40	6,150,237.34
PS	17,464,000		17,464,000	17,464,000				17,464,000.00	3,383,042.28	5,349,574.01			8,732,616.29	3,383,042.28	5,349,574.01			8,732,616.29	-	8,731,383.71	-
MOOE	8,693,000		8,693,000	8,693,000				8,693,000.00	1,945,771.03	2,955,909.50			4,901,680.53	1,797,639.61	2,535,805.36			4,333,444.97	-	3,791,319.47	568,235.56
CO	6,789,000		6,789,000	6,789,000				6,789,000.00	-	5,582,001.78			5,582,001.78	-	-			-	-	1,206,998.22	5,582,001.78
Administration of Personnel Benefits																					
PS	-		-	-				-	-	-			-	-	-			-	-	-	-
Operations																					
MFO 1: S&T Information Services	41,507,000	-	41,507,000	41,507,000	-	-	-	41,507,000.00	5,329,374.88	12,911,384.51	-	-	18,240,759.39	5,223,374.88	9,822,703.41	-	-	15,046,078.29	-	23,266,240.61	3,194,681.10
1. Operation of the Science and Technology Center for Information Services	15,371,000	-	15,371,000	15,371,000	-	-	-	15,371,000.00	2,533,860.55	4,699,043.91	-	-	7,232,904.46	2,533,860.55	3,937,578.07	-	-	6,471,438.62	-	8,138,095.54	761,465.84
PS	8,855,000		8,855,000	8,855,000				8,855,000.00	1,944,327.20	3,329,434.64			5,273,761.84	1,944,327.20	3,329,434.64			5,273,761.84	-	3,581,238.16	-
MOOE	6,516,000		6,516,000	6,516,000				6,516,000.00	589,533.35	1,369,609.27			1,959,142.62	589,533.35	608,143.43			1,197,676.78	-	4,556,857.38	761,465.84
2. Implementation of the Science and Technology Promotion and Advocacy Program	26,136,000	-	26,136,000	26,136,000	-	-	-	26,136,000.00	2,795,514.33	8,212,340.60	-	-	11,007,854.93	2,689,514.33	5,885,125.34	-	-	8,574,639.67	-	15,128,145.07	2,433,215.26
PS	10,728,000		10,728,000	10,728,000				10,728,000.00	1,984,897.50	3,226,190.95			5,211,088.45	1,984,897.50	3,226,190.95			5,211,088.45	-	5,516,911.55	-
MOOE	15,408,000		15,408,000	15,408,000				15,408,000.00	810,616.83	4,986,149.65			5,796,766.48	704,616.83	2,658,934.39			3,363,551.22	-	9,611,233.52	2,433,215.26

tw

STATEMENT OF APPROPRIATIONS, ALLOTMENTS, OBLIGATIONS, DISBURSEMENTS AND BALANCES

As of June 30, 2019

Department: DEPARTMENT OF SCIENCE AND TECHNOLOGY
 Agency/Operating Unit : SCIENCE AND TECHNOLOGY INFORMATION INSTITUTE
 Organizational Code : 190190000000
 Funding Source Code: 101101

Authorization: 01 - Current Year Appropriations
 Report Status: _____

Particulars	Appropriations			Allotment				Current Year Obligations					Current Year Disbursements					Balances			
	Authorized Appropriation	Adj.	Adjusted Appropriations (2+3)=4	Allotments Received	Adjustments (Withdrawal/ Realignment)	Transfer To	Transfer From	Adjusted Total Allotments 9 = [(5+(-)6)-7+8]	1st Quarter ending March 31	2nd Quarter ending June 30	3rd Quarter ending Sept. 30	4th Quarter ending Dec. 31	Total 14 = (10+11+12+13)	1st Quarter ending March 31	2nd Quarter ending June 30	3rd Quarter ending Sept. 30	4th Quarter ending Dec. 31	Total 19 = (15+16+17+18)	Unreleased Appro.	Unobligated Allotment	Unpaid Obligations/ Not yet due and Demandable 22 = (14-19)
1	2	3	(2+3)=4	5	6	7	8	9 = [(5+(-)6)-7+8]	10	11	12	13	14 = (10+11+12+13)	15	16	17	18	19 = (15+16+17+18)	20 = (4-9)	21 = (9-14)	22 = (14-19)
Locally-Funded Projects	19,250,000	-	19,250,000	19,250,000	-	-	-	19,250,000.00	1,540,844.70	2,261,101.94	-	-	3,801,946.64	1,540,844.70	2,261,101.94	-	-	3,801,946.64	-	15,448,053.36	-
1. Continuing Operation and Broadcast of DOST Science and Technology Channel "DOSTV"	19,250,000	-	19,250,000	19,250,000	-	-	-	19,250,000.00	1,540,844.70	2,261,101.94	-	-	3,801,946.64	1,540,844.70	2,261,101.94	-	-	3,801,946.64	-	15,448,053.36	-
MOOE	19,250,000	-	19,250,000	19,250,000	-	-	-	19,250,000.00	1,540,844.70	2,261,101.94	-	-	3,801,946.64	1,540,844.70	2,261,101.94	-	-	3,801,946.64	-	15,448,053.36	-
Sub-Total Agency Specific Budget	93,703,000	-	93,703,000	93,703,000	-	-	-	93,703,000.00	12,199,032.89	29,059,971.74	-	-	41,259,004.63	11,944,901.47	19,969,184.72	-	-	31,914,086.19	-	52,443,995.37	9,344,918.44
PS	37,047,000	-	37,047,000	37,047,000	-	-	-	37,047,000.00	7,312,266.98	11,905,199.60	-	-	19,217,466.58	7,312,266.98	11,905,199.60	-	-	19,217,466.58	-	17,829,533.42	-
MOOE	49,867,000	-	49,867,000	49,867,000	-	-	-	49,867,000.00	4,886,765.91	11,572,770.36	-	-	16,459,536.27	4,632,634.49	8,063,985.12	-	-	12,696,619.61	-	33,407,463.73	3,762,916.66
CO	6,789,000	-	6,789,000	6,789,000	-	-	-	6,789,000.00	-	5,582,001.78	-	-	5,582,001.78	-	-	-	-	-	-	1,206,998.22	5,582,001.78
II. AUTOMATIC APPROP.																					
1. General Admin. And Support	866,000	-	866,000	866,000	-	-	-	866,000.00	202,144.68	221,810.76	-	-	423,955.44	202,144.68	221,810.76	-	-	423,955.44	-	442,044.56	-
MFO 1:																					
1. Operation of the Science and Technology Center for Information Services	820,000	-	820,000	820,000	-	-	-	820,000.00	194,979.96	218,337.48	-	-	413,317.44	194,979.96	218,337.48	-	-	413,317.44	-	406,682.56	-
2. Implementation of the Science and Technology Promotion and Advocacy Program	998,000	-	998,000	998,000	-	-	-	998,000.00	233,410.68	250,079.40	-	-	483,490.08	233,410.68	250,079.40	-	-	483,490.08	-	514,509.92	-
Sub-Total Automatic Approp	2,684,000	-	2,684,000	2,684,000	-	-	-	2,684,000.00	630,535.32	690,227.64	-	-	1,320,762.96	630,535.32	690,227.64	-	-	1,320,762.96	-	1,363,237.04	-
III. SPECIAL PURPOSE FUNDS																					
Misc. Per. Benefit Fund																					
PS																					
Pension and Gratuity Fund																					
PS - TLB																					
PS - Monetization																					
Sub-Total Special Purpose Fund	-	-	-	-	-	-	-	-	-	-	-	-	-	-	-	-	-	-	-	-	-
TOTAL CURRENT YEAR BUDGET / APPROPRIATIONS	96,387,000	-	96,387,000	96,387,000	-	-	-	96,387,000.00	12,829,568.21	29,750,199.38	-	-	42,579,767.59	12,575,436.79	20,659,412.36	-	-	33,234,849.15	-	53,807,232.41	9,344,918.44

6

STATEMENT OF APPROPRIATIONS, ALLOTMENTS, OBLIGATIONS, DISBURSEMENTS AND BALANCES

As of June 30, 2019

Department: DEPARTMENT OF SCIENCE AND TECHNOLOGY
 Agency/Operating Unit : SCIENCE AND TECHNOLOGY INFORMATION INSTITUTE
 Organizational Code : 190190000000
 Funding Source Code: 101101

Authorization: 01 - Current Year Appropriations
 Report Status: _____

Particulars	Appropriations			Allotment					Current Year Obligations					Current Year Disbursements					Balances		
	Authorized Appropriation	Adj.	Adjusted Appropriations	Allotments Received	Adjustments (Withdrawal/ Realignment)	Transfer To	Transfer From	Adjusted Total Allotments	1st Quarter ending March 31	2nd Quarter ending June 30	3rd Quarter ending Sept. 30	4th Quarter ending Dec. 31	Total	1st Quarter ending March 31	2nd Quarter ending June 30	3rd Quarter ending Sept. 30	4th Quarter ending Dec. 31	Total	Unreleased Appro.	Unobligated Allotment	Unpaid Obligations/ Not yet due and Demandable
1	2	3	(2+3)=4	5	6	7	8	9 = [(5+(-)6)-7+8]	10	11	12	13	14 = (10+11+12+13)	15	16	17	18	19 = (15+16+17+18)	20 = (4-9)	21 = (9-14)	22 = (14-19)
SUMMARY																					
CURRENT YEAR																					
PS	39,731,000	-	39,731,000	39,731,000	-	-	-	39,731,000.00	7,942,802.30	12,595,427.24	-	-	20,538,229.54	7,942,802.30	12,595,427.24	-	-	20,538,229.54	-	19,192,770.46	-
MOOE	49,867,000	-	49,867,000	49,867,000	-	-	-	49,867,000.00	4,886,765.91	11,572,770.36	-	-	16,459,536.27	4,632,634.49	8,063,985.12	-	-	12,696,619.61	-	33,407,463.73	3,762,916.66
CO	6,789,000	-	6,789,000	6,789,000	-	-	-	6,789,000.00	-	5,582,001.78	-	-	5,582,001.78	-	-	-	-	-	-	1,206,998.22	5,582,001.78
GRAND TOTAL	96,387,000	-	96,387,000	96,387,000	-	-	-	96,387,000.00	12,829,568.21	29,750,199.38	-	-	42,579,767.59	12,575,436.79	20,659,412.36	-	-	33,234,849.15	-	53,807,232.41	9,344,918.44


Prepared by:

Noted by:

Approved by:


JAQUELINE C. BALLESTEROS
 Admin. Officer V/Budget Officer


CECILLE ROSE R. SUÑGA
 Accountant III


ARLENE E. CENTENO
 FAD Chief


RICHARD P. BURGOS
 Director

08 July 2019

STATEMENT OF APPROPRIATIONS, ALLOTMENTS, OBLIGATIONS, DISBURSEMENTS AND BALANCES
As of Quarter Ending June 30, 2019

Department: DEPARTMENT OF SCIENCE AND TECHNOLOGY (DOST)
Agency/Operating Unit : SCIENCE AND TECHNOLOGY INFORMATION INSTITUTE
Operating Unit: N/A
Organizational Code (UACS): 190190000000
Fund Cluster: 01 - Regular Agency Fund

Authorization: 02 - Continuing Appropriations
Report Status: _____

Particulars	UACS Code	Appropriations			Allotment					Current Year Obligations					Current Year Disbursements					Balances		
		Authorized Appropriation	Adj.	Adjusted Appropriations	Allotments Received	Adjustments (Withdrawal/Realignment)	Transfer To	Transfer From	Adjusted Total Allotments	1st Quarter ending March 31	2nd Quarter ending June 30	3rd Quarter ending Sept. 30	4th Quarter ending Dec. 31	Total	1st Quarter ending March 31	2nd Quarter ending June 30	3rd Quarter ending Sept. 30	4th Quarter ending Dec. 31	Total	Unreleased Appro.	Unobligated Allotment	Unpaid Obligations/ Not yet due and Demandable
1	2	3	4	(3+4)=5	6	7	8	9	10= [(6+(-)7)-8+9]	11	12	13	14	15= (11+12+13+14)	16	17	18	19	20= (16+17+18+19)	21= (5-10)	22= (10-15)	23= (15-20)
I. Agency Specific Budget																						
Specific Budget of NGA	1102101																					
1. General Admin. And Support	1000000000	430.82	-	430.82	430.82	-	-	-	430.82	-	-	-	-	-	-	-	-	-	-	-	430.82	-
General Admin. And Support Services	1030010001000000	430.82	-	430.82	430.82	-	-	-	430.82	-	-	-	-	-	-	-	-	-	-	-	430.82	-
MOOE		430.82		430.82	430.82				430.82												430.82	
Operations	3000000000																					
MFO 1: S&T Information Services	3010000000	716,672.99	-	716,672.99	716,672.99	-	-	-	716,672.99	1,461.60	184,294.60	-	-	185,756.20	1,461.60	184,294.60	-	-	185,756.20	-	530,916.79	-
1. Operation of the Science and Technology Center for Information Services	1030030101000000	1,655.35	-	1,655.35	1,655.35	-	-	-	1,655.35	1,461.60	-	-	-	1,461.60	1,461.60	-	-	-	1,461.60	-	193.75	-
MOOE		1,655.35		1,655.35	1,655.35				1,655.35	1,461.60	-	-	-	1,461.60	1,461.60	-	-	-	1,461.60	-	193.75	-
2. Implementation of the Science and Technology Promotion and Advocacy Program	1030030102000000	715,017.64	-	715,017.64	715,017.64	-	-	-	715,017.64	-	184,294.60	-	-	184,294.60	-	184,294.60	-	-	184,294.60	-	530,723.04	-
MOOE		653,817.64		653,817.64	653,817.64				653,817.64		184,294.60			184,294.60		184,294.60			184,294.60		469,523.04	-
CO		61,200.00		61,200.00	61,200.00				61,200.00												61,200.00	-
Locally-Funded Projects		555,039.19	-	555,039.19	555,039.19	-	-	-	555,039.19	-	-	-	-	-	-	-	-	-	-	-	555,039.19	-
1. Infrastructure and Rehabilitation and Improvement of STII Building																						
CO																						
2. Continuing Operation and Broadcast of DOST Science and Technology Channel "DOSTV"		555,039.19	-	555,039.19	555,039.19	-	-	-	555,039.19	-	-	-	-	-	-	-	-	-	-	-	555,039.19	-
MOOE		555,039.19		555,039.19	555,039.19				555,039.19												555,039.19	
CO																						

tv

STATEMENT OF APPROPRIATIONS, ALLOTMENTS, OBLIGATIONS, DISBURSEMENTS AND BALANCES

As of Quarter Ending June 30, 2019

Department: DEPARTMENT OF SCIENCE AND TECHNOLOGY (DOST)
Agency/Operating Unit : SCIENCE AND TECHNOLOGY INFORMATION INSTITUTE
Operating Unit: N/A
Organizational Code (UACS): 190190000000
Fund Cluster: 01 - Regular Agency Fund


Authorization: 02 - Continuing Appropriations
Report Status: _____


Particulars	UACS Code	Appropriations			Allotment					Current Year Obligations					Current Year Disbursements					Balances		
		Authorized Appropriation	Adj.	Adjusted Appropriations	Allotments Received	Adjustments (Withdrawal/ Realignment)	Transfer To	Transfer From	Adjusted Total Allotments	1st Quarter ending March 31	2nd Quarter ending June 30	3rd Quarter ending Sept. 30	4th Quarter ending Dec. 31	Total	1st Quarter ending March 31	2nd Quarter ending June 30	3rd Quarter ending Sept. 30	4th Quarter ending Dec. 31	Total	Unreleased Appro.	Unobligated Allotment	Unpaid Obligations/ Not yet due and Demandable
1	2	3	4	(3+4)=5	6	7	8	9	10= [(6+(-)7)-8+9]	11	12	13	14	15= (11+12+13+14)	16	17	18	19	20= (16+17+18+19)	21= (5-10)	22= (10-15)	23= (15-20)
Sub-Total Agency Specific Budget		1,272,143.00	-	1,272,143.00	1,272,143.00	-	-	-	1,272,143.00	1,461.60	184,294.60	-	-	185,756.20	1,461.60	184,294.60	-	-	185,756.20	-	1,086,386.80	-
PS		-	-	-	-	-	-	-	-	-	-	-	-	-	-	-	-	-	-	-	-	-
MOOE		1,210,943.00	-	1,210,943.00	1,210,943.00	-	-	-	1,210,943.00	1,461.60	184,294.60	-	-	185,756.20	1,461.60	184,294.60	-	-	185,756.20	-	1,025,186.80	-
CO		61,200.00	-	61,200.00	61,200.00	-	-	-	61,200.00	-	-	-	-	-	-	-	-	-	-	-	61,200.00	-
TOTAL PRIOR YEAR BUDGET /APPROPRIATIONS		1,272,143.00	-	1,272,143.00	1,272,143.00	-	-	-	1,272,143.00	1,461.60	184,294.60	-	-	185,756.20	1,461.60	184,294.60	-	-	185,756.20	-	1,086,386.80	-
SUMMARY																						
PRIOR YEAR																						
MOOE		1,210,943.00	-	1,210,943.00	1,210,943.00	-	-	-	1,210,943.00	1,461.60	184,294.60	-	-	185,756.20	1,461.60	184,294.60	-	-	185,756.20	-	1,025,186.80	-
CO		61,200.00	-	61,200.00	61,200.00	-	-	-	61,200.00	-	-	-	-	-	-	-	-	-	-	-	61,200.00	-
GRAND TOTAL		1,272,143.00	-	1,272,143.00	1,272,143.00	-	-	-	1,272,143.00	1,461.60	184,294.60	-	-	185,756.20	1,461.60	184,294.60	-	-	185,756.20	-	1,086,386.80	-

Prepared by:

JAQUELINE C. BALLESTEROS
 Admin. Officer / Budget Officer
 08 July 2019


CECILLE ROSE R. SUÑGA
 Accountant III

Noted by:

ARLENE E. CENTENO
 FAD Chief

Approved by:

RICHARD P. BURGOS
 Director



Department of Science and Technology
SCIENCE AND TECHNOLOGY INFORMATION INSTITUTE

Budget and Financial Accountability Reports (BFARs) as of June 30, 2019


as prescribed under
COA and DBM Joint Circular No. 2014-1 and 2019-1

Government Accountancy Office
Office of the Director

RECEIVED

By: Bangja
Date: 1007 11 700

JUL 11 2019



Commission on Audit

RECEIVED

By: Jan
Date: 7-11-19



In following-up, pls. cite DMS ref #

2019-BE-0065146

REPUBLIC OF THE PHILIPPINES
DEPARTMENT OF BUDGET AND MANAGEMENT
GENERAL SOLANO STREET, SAN MIGUEL, MANILA

ACKNOWLEDGEMENT RECEIPT

The **DEPARTMENT OF BUDGET AND MANAGEMENT** hereby acknowledges the receipt of your letter/request which has been uploaded to the DBM-Document Management System and routed to the appropriate office/s with the following information:

Sender: STII - PERSONAL DELIVERY

Document Title: DOST-STII-SUBMISSION OF BFARs AS OF JUNE 30, 2019

Document Reference No: 2019-BE-0065146

Date and Time Uploaded: Thursday, July 11, 2019 10:17:05 AM

Uploaded By: RECEIVING CRD

Routed To: BMB-E Christina E. Garcia


CC:

Total no of pages received: 1 copy and 22 pages

The determination of the completeness of the documentary requirements submitted, if any, is subject to the evaluation of the technical person in charge.

This receipt is system generated and does not require signature.

Received by:



DOCUMENT
MANAGEMENT
SYSTEM

For Scan