

STATEMENT OF APPROPRIATIONS, ALLOTMENTS, OBLIGATIONS, DISBURSEMENTS AND BALANCES  
As of March 31, 2018

Department: DEPARTMENT OF SCIENCE AND TECHNOLOGY  
Agency/Operating Unit : SCIENCE AND TECHNOLOGY INFORMATION INSTITUTE  
Organizational Code : 190190000000  
Funding Source Code: 101101

Authorization: 01 - Current Year Appropriations  
Report Status: \_\_\_\_\_

Particulars	Appropriations			Allotment				Current Year Obligations					Current Year Disbursements					Balances			
	Authorized Appropriation	Adj.	Adjusted Appropriations	Allotments Received	Adjustments (Withdrawal/ Realignment)	Transfer To	Transfer From	Adjusted Total Allotments	1st Quarter ending March 31	2nd Quarter ending June 30	3rd Quarter ending Sept. 30	4th Quarter ending Dec. 31	Total	1st Quarter ending March 31	2nd Quarter ending June 30	3rd Quarter ending Sept. 30	4th Quarter ending Dec. 31	Total	Unreleased Appro.	Unobligated Allotment	Unpaid Obligations/ Not yet due and Demandable
1	2	3	(2+3)=4	5	6	7	8	9 = [(5+(-)6)-7+8]	10	11	12	13	14 = (10+11+12+13)	15	16	17	18	19 = (15+16+17+18)	20 = (4-9)	21 = (8-14)	22 = (14-19)
<b>I. Agency Specific Budget</b>																					
Specific Budget of NGA																					
1. General Admin. And Support	26,219,000	-	26,219,000	26,219,000	-	-	-	26,219,000.00	5,803,110.17	-	-	-	5,803,110.17	5,465,244.17	-	-	-	5,465,244.17	-	20,415,889.83	337,866.00
General Admin. And Support Services	25,783,000	-	25,783,000	25,783,000	-	-	-	25,783,000.00	5,347,110.67	-	-	-	5,347,110.67	5,009,244.67	-	-	-	5,009,244.67	-	20,415,889.33	337,866.00
PS	16,429,000	-	16,429,000	16,429,000	-	-	-	16,429,000.00	3,466,931.15	-	-	-	3,466,931.15	3,466,931.15	-	-	-	3,466,931.15	-	12,962,068.85	-
MOOE	8,074,000	-	8,074,000	8,074,000	-	-	-	8,074,000.00	1,880,179.52	-	-	-	1,880,179.52	1,542,313.52	-	-	-	1,542,313.52	-	6,193,820.48	337,866.00
CO	1,260,000	-	1,260,000	1,260,000	-	-	-	1,260,000.00	-	-	-	-	-	-	-	-	-	-	-	1,260,000.00	-
Administration of Personnel Benefits	456,000	-	456,000	456,000	-	-	-	456,000.00	455,999.50	-	-	-	455,999.50	455,999.50	-	-	-	455,999.50	-	0.50	-
PS	456,000	-	456,000	456,000	-	-	-	456,000.00	455,999.50	-	-	-	455,999.50	455,999.50	-	-	-	455,999.50	-	0.50	-
Operations																					
NFO 1: S&T Information Services	42,253,000	-	42,253,000	42,253,000	-	-	-	42,253,000.00	8,246,226.33	-	-	-	8,246,226.33	5,744,838.05	-	-	-	5,744,838.05	-	34,006,773.67	2,501,388.28
1. Operation of the Science and Technology Center for Information Services	16,275,000	-	16,275,000	16,275,000	-	-	-	16,275,000.00	2,761,638.64	-	-	-	2,761,638.64	2,480,515.78	-	-	-	2,480,515.78	-	13,513,361.36	281,122.88
PS	9,714,000	-	9,714,000	9,714,000	-	-	-	9,714,000.00	2,082,123.19	-	-	-	2,082,123.19	2,082,123.19	-	-	-	2,082,123.19	-	7,631,876.81	-
MOOE	6,561,000	-	6,561,000	6,561,000	-	-	-	6,561,000.00	679,515.45	-	-	-	679,515.45	398,392.57	-	-	-	398,392.57	-	5,881,484.55	281,122.88
2. Implementation of the Science and Technology Promotion and Advocacy Program	25,978,000	-	25,978,000	25,978,000	-	-	-	25,978,000.00	5,484,587.69	-	-	-	5,484,587.69	3,264,322.29	-	-	-	3,264,322.29	-	20,493,412.31	2,220,265.40
PS	9,963,000	-	9,963,000	9,963,000	-	-	-	9,963,000.00	2,194,515.63	-	-	-	2,194,515.63	2,194,515.63	-	-	-	2,194,515.63	-	7,768,484.37	-
MOOE	15,515,000	-	15,515,000	15,515,000	-	-	-	15,515,000.00	3,290,072.06	-	-	-	3,290,072.06	1,069,806.66	-	-	-	1,069,806.66	-	12,224,927.94	2,220,265.40
CO	500,000	-	500,000	500,000	-	-	-	500,000.00	-	-	-	-	-	-	-	-	-	-	-	500,000.00	-

67



**STATEMENT OF APPROPRIATIONS, ALLOTMENTS, OBLIGATIONS, DISBURSEMENTS AND BALANCES**  
As of March 31, 2018

Department: DEPARTMENT OF SCIENCE AND TECHNOLOGY  
Agency/Operating Unit : SCIENCE AND TECHNOLOGY INFORMATION INSTITUTE  
Organizational Code : 190190000000  
Funding Source Code: 101101

Authorization: 01 - Current Year Appropriations  
Report Status: \_\_\_\_\_

Particulars	Appropriations			Allotment				Current Year Obligations					Current Year Disbursements					Balances			
	Authorized Appropriation	Adj.	Adjusted Appropriations	Allotments Received	Adjustments (Withdrawal/Realignment)	Transfer To	Transfer From	Adjusted Total Allotments	1st Quarter ending March 31	2nd Quarter ending June 30	3rd Quarter ending Sept. 30	4th Quarter ending Dec. 31	Total	1st Quarter ending March 31	2nd Quarter ending June 30	3rd Quarter ending Sept. 30	4th Quarter ending Dec. 31	Total	Unreleased Appro.	Unobligated Allotment	Unpaid Obligations/ Not yet due and Demandable
1	2	3	(2+3)=4	5	6	7	8	9 = [(5+(-)6)-7+8]	10	11	12	13	14 = (10+11+12+13)	15	16	17	18	19 = (15+16+17+18)	20 = (4-9)	21 = (9-14)	22 = (14-19)
Locally-Funded Projects	29,808,000	-	29,808,000	29,808,000	-	-	-	29,808,000.00	1,261,880.02	-	-	-	1,261,880.02	537,864.10	-	-	-	537,864.10	-	28,546,119.98	724,015.92
1. Infrastructure and Rehabilitation and Improvement of STII Building	10,937,000	-	10,937,000	10,937,000	-	-	-	10,937,000.00	-	-	-	-	-	-	-	-	-	-	-	10,937,000.00	-
CO	10,937,000	-	10,937,000	10,937,000	-	-	-	10,937,000.00	-	-	-	-	-	-	-	-	-	-	-	10,937,000.00	-
2. Continuing Operation and Broadcast of DOST Science and Technology Channel "DOSTv"	18,871,000	-	18,871,000	18,871,000	-	-	-	18,871,000.00	1,261,880.02	-	-	-	1,261,880.02	537,864.10	-	-	-	537,864.10	-	17,609,119.98	724,015.92
MOOE	18,871,000	-	18,871,000	18,871,000	-	-	-	18,871,000.00	1,261,880.02	-	-	-	1,261,880.02	537,864.10	-	-	-	537,864.10	-	17,609,119.98	724,015.92
Sub-Total Agency Specific Budget	98,280,000	-	98,280,000	98,280,000	-	-	-	98,280,000.00	15,311,216.52	-	-	-	15,311,216.52	11,747,946.32	-	-	-	11,747,946.32	-	82,968,783.48	3,563,270.20
PS	36,562,000	-	36,562,000	36,562,000	-	-	-	36,562,000.00	8,199,569.47	-	-	-	8,199,569.47	8,199,569.47	-	-	-	8,199,569.47	-	28,362,430.53	-
MOOE	49,021,000	-	49,021,000	49,021,000	-	-	-	49,021,000.00	7,111,647.05	-	-	-	7,111,647.05	3,548,376.85	-	-	-	3,548,376.85	-	41,909,352.95	3,563,270.20
CO	12,697,000	-	12,697,000	12,697,000	-	-	-	12,697,000.00	-	-	-	-	-	-	-	-	-	-	-	12,697,000.00	-
II. AUTOMATIC APPROP.																					
1. General Admin. And Support	758,000	-	758,000	758,000	-	-	-	758,000.00	195,854.40	-	-	-	195,854.40	195,854.40	-	-	-	195,854.40	-	562,145.60	-
MFO 1:																					
1. Operation of the Science and Technology Center for Information Services	902,000	-	902,000	902,000	-	-	-	902,000.00	195,610.68	-	-	-	195,610.68	195,610.68	-	-	-	195,610.68	-	706,389.32	-
2. Implementation of the Science and Technology Promotion and Advocacy Program	924,000	-	924,000	924,000	-	-	-	924,000.00	252,929.16	-	-	-	252,929.16	252,929.16	-	-	-	252,929.16	-	671,070.84	-
Sub-Total Automatic Approp	2,584,000	-	2,584,000	2,584,000	-	-	-	2,584,000.00	644,394.24	-	-	-	644,394.24	644,394.24	-	-	-	644,394.24	-	1,939,605.76	-
III. SPECIAL PURPOSE FUNDS																					
Misc. Per. Benefit Fund																					
PS																					
Pension and Gratuity Fund																					
PS - TLB	-	26,125	26,125	26,125	-	-	-	26,125.00	26,125.00	-	-	-	26,125.00	26,125.00	-	-	-	26,125.00	-	-	-
PS - Monetization	-	-	-	-	-	-	-	-	-	-	-	-	-	-	-	-	-	-	-	-	-
Sub-Total Special Purpose Fund	-	26,125	26,125	26,125	-	-	-	26,125.00	26,125.00	-	-	-	26,125.00	26,125.00	-	-	-	26,125.00	-	-	-
TOTAL CURRENT YEAR BUDGET (APPROPRIATIONS)	100,864,000	26,125	100,890,125	100,890,125	-	-	-	100,890,125.00	15,981,735.76	-	-	-	15,981,735.76	12,418,465.58	-	-	-	12,418,465.58	-	84,908,389.24	3,563,270.20

**STATEMENT OF APPROPRIATIONS, ALLOTMENTS, OBLIGATIONS, DISBURSEMENTS AND BALANCES**  
As of March 31, 2018

Department: DEPARTMENT OF SCIENCE AND TECHNOLOGY  
Agency/Operating Unit : SCIENCE AND TECHNOLOGY INFORMATION INSTITUTE  
Organizational Code : 190190000000  
Funding Source Code: 101101

Authorization: 01 - Current Year Appropriations  
Report Status: \_\_\_\_\_

Particulars	Appropriations			Allotment					Current Year Obligations					Current Year Disbursements					Balances		
	Authorized Appropriation	Adj.	Adjusted Appropriations	Allotments Received	Adjustments (Withdrawal/Realignment)	Transfer To	Transfer From	Adjusted Total Allotments	1st Quarter ending March 31	2nd Quarter ending June 30	3rd Quarter ending Sept. 30	4th Quarter ending Dec. 31	Total	1st Quarter ending March 31	2nd Quarter ending June 30	3rd Quarter ending Sept. 30	4th Quarter ending Dec. 31	Total	Unreleased Appro.	Unobligated Allotment	Unpaid Obligational Not yet due and Demandable
1	2	3	(2+3)=4	5	6	7	8	9 = [(5+(-)6)-7+8]	10	11	12	13	14 = (10+11+12+13)	15	16	17	18	19 = (15+16+17+18)	20 = (4-9)	21 = (8-14)	22 = (14-19)
<b>SUMMARY</b>																					
<b>CURRENT YEAR</b>																					
PS	39,146,000	26,125	39,172,125	39,172,125	-	-	-	39,172,125.00	8,870,088.71	-	-	-	8,870,088.71	8,870,088.71	-	-	-	8,870,088.71	-	30,302,036.29	-
MOOE	49,021,000	-	49,021,000	49,021,000	-	-	-	49,021,000.00	7,111,647.05	-	-	-	7,111,647.05	3,548,376.85	-	-	-	3,548,376.85	-	41,909,352.95	3,563,270.20
CO	12,697,000	-	12,697,000	12,697,000	-	-	-	12,697,000.00	-	-	-	-	-	-	-	-	-	-	-	12,697,000.00	-
<b>GRAND TOTAL</b>	<b>100,864,000</b>	<b>26,125</b>	<b>100,890,125</b>	<b>100,890,125</b>	<b>-</b>	<b>-</b>	<b>-</b>	<b>100,890,125.00</b>	<b>15,981,735.76</b>	<b>-</b>	<b>-</b>	<b>-</b>	<b>15,981,735.76</b>	<b>12,418,465.56</b>	<b>-</b>	<b>-</b>	<b>-</b>	<b>12,418,465.56</b>	<b>-</b>	<b>84,908,389.24</b>	<b>3,563,270.20</b>

Prepared by: *Jy 4/11/18*  
**JAQUELINE C. BALLESTEROS**  
Admin. Officer V/Budget Officer

*Amor*  
**CECILLE ROSE R. SUÑA**  
Accountant III

Approved by: *[Signature]*  
**ARLENE E. CENTENO**  
OIC - Office of the Director *4/11/18*



**STATEMENT OF APPROPRIATIONS, ALLOTMENTS, OBLIGATIONS, DISBURSEMENTS AND BALANCES**  
As of Quarter Ending March 31, 2018

Department: DEPARTMENT OF SCIENCE AND TECHNOLOGY (DOST)  
Agency/Operating Unit : SCIENCE AND TECHNOLOGY INFORMATION INSTITUTE  
Operating Unit: N/A  
Organizational Code (UACS): 190190000000  
Fund Cluster: 01 - Regular Agency Fund

Authorization: 02 - Continuing Appropriation  
Report Status: \_\_\_\_\_

Particulars	UACS Code	Appropriations			Allotment					Current Year Obligations					Current Year Disbursements					Balances		
		Authorized Appropriation	Adj.	Adjusted Appropriations	Allotments Received	Adjustments (Withdrawal/Realignment)	Transfer To	Transfer From	Adjusted Total Allotments	1st Quarter ending March 31	2nd Quarter ending June 30	3rd Quarter ending Sept. 30	4th Quarter ending Dec. 31	Total	1st Quarter ending March 31	2nd Quarter ending June 30	3rd Quarter ending Sept. 30	4th Quarter ending Dec. 31	Total	Unreleased Appro.	Unobligated Allotment	Unpaid Obligation yet due Demand
1	2	3	4	(3+4)=5	6	7	8	9	8+9	11	12	13	14	15=(11+12+13+14)	16	17	18	19	20=(16+17+18+19)	21=(5-10)	22=(10-15)	23=(15
<b>I. Agency Specific Budget</b>																						
Specific Budget of NGA	1102101																					
1. General Admin. And Support	1000000000	248,607.84	-	248,607.84	248,607.84	-	-	-	248,607.84	-	-	-	-	-	-	-	-	-	-	-	248,607.84	-
General Admin. And Support Services	103001000100000	248,607.84	-	248,607.84	248,607.84	-	-	-	248,607.84	-	-	-	-	-	-	-	-	-	-	-	248,607.84	-
CO		248,607.84	-	248,607.84	248,607.84	-	-	-	248,607.84	-	-	-	-	-	-	-	-	-	-	-	248,607.84	-
Operations	3000000000																					
MFO 1: S&T Information Services	3010000000																					
1. Operation of the Science and Technology Center for Information Services	103003010100000																					
MODE																						
2. Implementation of the Science and Technology Promotion and Advocacy Program	103003010200000																					
MODE																						
Locally-Funded Projects		951,042.36	-	951,042.36	951,042.36	-	-	-	951,042.36	681,730.52	-	-	-	681,730.52	-	-	-	-	-	-	269,311.84	681,730.52
1. Infrastructure and Rehabilitation and Improvement of STII Building																						
CO																						
2. Continuing Operation and Broadcast of DOST Science and Technology Channel "DOSTv"		951,042.36	-	951,042.36	951,042.36	-	-	-	951,042.36	681,730.52	-	-	-	681,730.52	-	-	-	-	-	-	269,311.84	681,730.52
MOOE		64,796.28	-	64,796.28	64,796.28	-	-	-	64,796.28	-	-	-	-	-	-	-	-	-	-	-	-	64,796.28
CO		886,246.08	-	886,246.08	886,246.08	-	-	-	886,246.08	681,730.52	-	-	-	681,730.52	-	-	-	-	-	-	204,515.56	681,730.52
Sub-Total Agency Specific Budget		1,199,650.20	-	1,199,650.20	1,199,650.20	-	-	-	1,199,650.20	681,730.52	-	-	-	681,730.52	-	-	-	-	-	-	517,919.68	681,730.52
PS																						
MOOE		313,404.12	-	313,404.12	313,404.12	-	-	-	313,404.12	-	-	-	-	-	-	-	-	-	-	-	313,404.12	-
CO		886,246.08	-	886,246.08	886,246.08	-	-	-	886,246.08	681,730.52	-	-	-	681,730.52	-	-	-	-	-	-	204,515.56	681,730.52
TOTAL PRIOR YEAR BUDGET (APPROPRIATIONS)		1,199,650.20	-	1,199,650.20	1,199,650.20	-	-	-	1,199,650.20	681,730.52	-	-	-	681,730.52	-	-	-	-	-	-	517,919.68	681,730.52

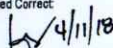


**STATEMENT OF APPROPRIATIONS, ALLOTMENTS, OBLIGATIONS, DISBURSEMENTS AND BALANCES**

As of Quarter Ending March 31, 2018

Department: DEPARTMENT OF SCIENCE AND TECHNOLOGY (DOST)  
 Agency/Operating Unit : SCIENCE AND TECHNOLOGY INFORMATION INSTITUTE  
 Operating Unit: N/A  
 Organizational Code (UACS): 190190000000  
 Fund Cluster: 01 - Regular Agency Fund

Authorization: 02 - Continuing Appropriat  
 Report Status: \_\_\_\_\_

Particulars	UACS Code	Appropriations			Allotment					Current Year Obligations					Current Year Disbursements					Balances		
		Authorized Appropriation	Adj.	Adjusted Appropriations	Allotments Received	Adjustments (Withdrawal/ Realignment)	Transfer To	Transfer From	Adjusted Total Allotments	1st Quarter ending March 31	2nd Quarter ending June 30	3rd Quarter ending Sept. 30	4th Quarter ending Dec. 31	Total	1st Quarter ending March 31	2nd Quarter ending June 30	3rd Quarter ending Sept. 30	4th Quarter ending Dec. 31	Total	Unreleased Appro.	Unobligated Allotment	Unpaid Obligation yet due Demand
1	2	3	4	(3+4)=5	6	7	8	9	8+9	11	12	13	14	15=(11+12+13+14)	16	17	18	19	20=(16+17+18+19)	21=(5-10)	22=(10-18)	23=(16
SUMMARY																						
PRIOR YEAR																						
MOOE		313,404.12	-	313,404.12	313,404.12	-	-	-	313,404.12	-	-	-	-	-	-	-	-	-	-	-	-	313,404.12
CO		886,246.08	-	886,246.08	886,246.08	-	-	-	886,246.08	681,730.52	-	-	-	-	681,730.52	-	-	-	-	-	-	681,730.52
<b>GRAND TOTAL</b>		<b>1,199,650.20</b>	<b>-</b>	<b>1,199,650.20</b>	<b>1,199,650.20</b>	<b>-</b>	<b>-</b>	<b>-</b>	<b>1,199,650.20</b>	<b>681,730.52</b>	<b>-</b>	<b>-</b>	<b>-</b>	<b>-</b>	<b>681,730.52</b>	<b>-</b>	<b>-</b>	<b>-</b>	<b>-</b>	<b>-</b>	<b>-</b>	<b>681,730.52</b>

Certified Correct:  Ballestrero, Jacqueline Budget Officer	Certified Correct:  Suñga, Cecille Rose Chief Accountant	Approved by:  Corteno, Adlene OIC - Office of the Director	4/11/18
---	--	--	---------



**STATEMENT OF APPROPRIATIONS, ALLOTMENTS, OBLIGATIONS, DISBURSEMENTS AND BALANCES**  
 As of Quarter Ending March 31, 2018

Authorization: 02 - Continuing Appropriation  
 Report Status: \_\_\_\_\_

Department: DEPARTMENT OF SCIENCE AND TECHNOLOGY (DOST)  
 Agency/Operating Unit : SCIENCE AND TECHNOLOGY INFORMATION INSTITUTE  
 Operating Unit: N/A  
 Organizational Code (UACS): 190190000000  
 Fund Cluster: 01 - Regular Agency Fund

Particulars	UACS Code	Appropriations			Allotment					Current Year Obligations					Current Year Disbursements					Balances			Unobligated yet due Demand
		Authorized Appropriation	Adj.	Adjusted Appropriations	Allotments Received	Adjustments (Withdrawal/Reallignment)	Transfer To	Transfer From	Adjusted Total Allotments	1st Quarter ending March 31	2nd Quarter ending June 30	3rd Quarter ending Sept. 30	4th Quarter ending Dec. 31	Total	1st Quarter ending March 31	2nd Quarter ending June 30	3rd Quarter ending Sept. 30	4th Quarter ending Dec. 31	Total	Unreleased Appro.	Unobligated Allotment		
1	2	3	4	(3+4)=5	6	7	8	9	(8+9)	11	12	13	14	15=(11+12+13+14)	16	17	18	19	20=(16+17+18+19)	21=(5-10)	22=(10-16)	23=(15	
<b>SUMMARY</b>																							
<b>PRIOR YEAR</b>																							
MOOE		313,404.12	-	313,404.12	313,404.12	-	-	-	313,404.12	-	-	-	-	-	-	-	-	-	-	-	-	313,404.12	
CO		886,246.08	-	886,246.08	886,246.08	-	-	-	886,246.08	681,730.52	-	-	-	681,730.52	-	-	-	-	-	-	-	204,515.56	681.7
<b>GRAND TOTAL</b>		<b>1,199,650.20</b>	<b>-</b>	<b>1,199,650.20</b>	<b>1,199,650.20</b>	<b>-</b>	<b>-</b>	<b>-</b>	<b>1,199,650.20</b>	<b>681,730.52</b>	<b>-</b>	<b>-</b>	<b>-</b>	<b>681,730.52</b>	<b>-</b>	<b>-</b>	<b>-</b>	<b>-</b>	<b>-</b>	<b>-</b>	<b>-</b>	<b>517,919.68</b>	<b>681.7</b>

Certified Correct:

Certified Correct:

Approved by:

*[Signature]*  
 Ballesteros, Jacqueline  
 Budget Officer

*[Signature]*  
 Suñga, Cecille Rose  
 Chief Accountant

*[Signature]*  
 Canteno, Arlene  
 OIC-Office of the Director  
 4/11/18



REPUBLIC OF THE PHILIPPINES  
**DEPARTMENT OF BUDGET AND MANAGEMENT**  
GENERAL SOLANO STREET, SAN MIGUEL, MANILA

**ACKNOWLEDGEMENT RECEIPT**

The **DEPARTMENT OF BUDGET AND MANAGEMENT** hereby acknowledges the receipt of your letter/request which has been uploaded to the DBM-Document Management System and routed to the appropriate office/s with the following information:

Sender: DOST-STII- PERSONAL DELIVERY

Document Title: DOST-STII-SUBMISSION OF BUDGET AND FINANCIAL ACCOUNTABILITY REPORTS (BFARS) AS OF MARCH 31, 2018

Document Reference No: 2018-BE-0035038

Date and Time Uploaded: Friday, April 13, 2018 11:23:58 AM

Uploaded By: Rachel RECEIVING

Routed To: BMB-E Susana Julian


CC:

Total no of pages received: 1 copy and 23 pages

The determination of the completeness of the documentary requirements submitted, if any, is subject to the evaluation of the technical person in charge.

This receipt is system generated and does not require signature.

Received by:



DOCUMENT  
MANAGEMENT  
SYSTEM



