



In following-up, pls. cite DMS ref #

**2017-BE-0098651**

REPUBLIC OF THE PHILIPPINES  
**DEPARTMENT OF BUDGET AND MANAGEMENT**  
GENERAL SOLANO STREET, SAN MIGUEL, MANILA

**ACKNOWLEDGEMENT RECEIPT**

The **DEPARTMENT OF BUDGET AND MANAGEMENT** hereby acknowledges the receipt of your letter/request which has been uploaded to the DBM-Document Management System and routed to the appropriate office/s with the following information:

Sender: DOST-STII - PERSONAL DELIVERY

Document Title: DOST-STII-SUBMISSION OF BUDGET EXECUTION DOCUMENTS (BED 1, 2, 3, AND 4) FOR FY 2018

Document Reference No: 2017-BE-0098651

Date and Time Uploaded: Thursday, November 09, 2017 3:29:24 PM

Uploaded By: RECEIVING Rachel

Routed To: BMB-E Susana Julian


CC:

Total no of pages received: 1 copy and 9 pages

The determination of the completeness of the documentary requirements submitted, if any, is subject to the evaluation of the technical person in charge.

This receipt is system generated and does not require signature.

Received by:



DOCUMENT  
MANAGEMENT  
SYSTEM



27 October 2017

**Secretary BENJAMIN E. DIOKNO**  
Department of Budget and Management  
San Miguel, Manila

Attention to: **Director MARY ANNE Z. DELA VEGA**  
Budget and Management Bureau - E

Dear **Secretary DIOKNO**:

In compliance with Circular Letter (CL) No. 2016-9 (Submission of Annual Budget Execution Plans) and CL No. 2017-12 (Amended Guidelines for the Preparation of the Annual Budget Execution Plans), we are pleased to submit the Science and Technology Information Institute's Budget Execution Documents for FY 2018, as follows:

- BED No. 1 – Financial Plan
- BED No. 2 – Physical Plan
- BED No. 3 – Monthly Disbursement Program
- BED No. 4 – Annual Procurement Plan for Common Use Supplies and Equipment (For submission to DBM Procurement Service)

For your consideration please.

Very truly yours,

  
**RICHARD P. BURGOS**  
Director



FY 2018 FINANCIAL PLAN  
(In Thousand Pesos)

Department: Department of Science and Technology (DOST)

Agency: Science and Technology Information Institute

Operating Unit: N/A

Organization Code (UACS): 190190000000

Report Status: SUBMITTED


| Particulars   | UACS CODE        | Current Year's Obligation |                          |           | Budget Year Obligation Program |                       |        |        |        |                 |                                  |    |    |    |                        |
|---|------------------|---------------------------|--------------------------|-----------|--------------------------------|-----------------------|--------|--------|--------|-----------------|----------------------------------|----|----|----|------------------------|
|   |                  | Actual<br>Jan.1-Sept.30   | Estimate<br>Oct.1-Dec.31 | Total     | Total                          | COMPREHENSIVE RELEASE |        |        |        |                 | FOR LATER RELEASE(Negative List) |    |    |    |                        |
|   |                  |                           |                          |           |                                | Q1                    | Q2     | Q3     | Q4     | Sub Total       | Q1                               | Q2 | Q3 | Q4 | Sub Total              |
| 1   | 2                | 3                         | 4                        | 5=<br>3+4 | 6=<br>11+16                    | 7                     | 8      | 9      | 10     | 11=<br>7+8+9+10 | 12                               | 13 | 14 | 15 | 16=<br>12+13+<br>14+15 |
| Part A  |                  |                           |                          |           | 100,864                        | 15,836                | 24,888 | 26,644 | 33,496 | 100,864         |                                  |    |    |    |                        |
| Specific Budgets of National Government Agencies                    | 101101           |                           |                          |           | 98,280                         | 15,191                | 24,241 | 25,999 | 32,849 | 98,280          |                                  |    |    |    |                        |
| General Administration and Support                                  | 1000000000000000 |                           |                          |           | 26,219                         | 5,521                 | 7,318  | 5,948  | 7,432  | 26,219          |                                  |    |    |    |                        |
| General Management and Supervision                                  | 100000100001000  |                           |                          |           | 25,763                         | 5,065                 | 7,318  | 5,948  | 7,432  | 25,763          |                                  |    |    |    |                        |
| PS  |                  |                           |                          |           | 16,429                         | 3,787                 | 4,389  | 3,787  | 4,466  | 16,429          |                                  |    |    |    |                        |
| MOOE  |                  |                           |                          |           | 8,074                          | 1,278                 | 1,669  | 2,161  | 2,966  | 8,074           |                                  |    |    |    |                        |
| CO  |                  |                           |                          |           | 1,260                          |                       | 1,260  |        |        | 1,260           |                                  |    |    |    |                        |
| Administration of Personnel Benefits                                | 100000100002000  |                           |                          |           | 456                            | 456                   |        |        |        | 456             |                                  |    |    |    |                        |
| PS  |                  |                           |                          |           | 456                            | 456                   |        |        |        | 456             |                                  |    |    |    |                        |
| Operations  | 3000000000000000 |                           |                          |           | 72,061                         | 9,670                 | 16,923 | 20,051 | 25,417 | 72,061          |                                  |    |    |    |                        |
| OO : Public Science and Technology awareness increased              | 3100000000000000 |                           |                          |           | 72,061                         | 9,670                 | 16,923 | 20,051 | 25,417 | 72,061          |                                  |    |    |    |                        |
| SCIENCE AND TECHNOLOGY INFORMATION PROGRAM                          | 3101000000000000 |                           |                          |           | 72,061                         | 9,670                 | 16,923 | 20,051 | 25,417 | 72,061          |                                  |    |    |    |                        |
| Operation of Science and Technology Center for Information Services | 310100100001000  |                           |                          |           | 16,275                         | 2,905                 | 4,288  | 3,954  | 5,128  | 16,275          |                                  |    |    |    |                        |
| PS  |                  |                           |                          |           | 9,714                          | 2,048                 | 2,764  | 2,048  | 2,854  | 9,714           |                                  |    |    |    |                        |

| Particulars  | UACS CODE       | Current Year's Obligation |                          |           | Budget Year Obligation Program |                       |       |       |        |                 |                                  |    |    |    |                        |
|--|-----------------|---------------------------|--------------------------|-----------|--------------------------------|-----------------------|-------|-------|--------|-----------------|----------------------------------|----|----|----|------------------------|
|  |                 | Actual<br>Jan.1-Sept.30   | Estimate<br>Oct.1-Dec.31 | Total     | Total                          | COMPREHENSIVE RELEASE |       |       |        |                 | FOR LATER RELEASE(Negative List) |    |    |    |                        |
|  |                 |                           |                          |           |                                | Q1                    | Q2    | Q3    | Q4     | Sub Total       | Q1                               | Q2 | Q3 | Q4 | Sub Total              |
| 1  | 2               | 3                         | 4                        | 5=<br>3+4 | 6=<br>11+16                    | 7                     | 8     | 9     | 10     | 11=<br>7+8+9+10 | 12                               | 13 | 14 | 15 | 16=<br>12+13+<br>14+15 |
| MOOE   |                 |                           |                          |           | 6,561                          | 857                   | 1,524 | 1,906 | 2,274  | 6,561           |                                  |    |    |    |                        |
| Science and<br>Technology<br>Promotion and<br>Advocacy Services                                  | 310100100002000 |                           |                          |           | 25,978                         | 4,855                 | 7,000 | 6,199 | 7,924  | 25,978          |                                  |    |    |    |                        |
| PS   |                 |                           |                          |           | 9,963                          | 2,099                 | 2,835 | 2,099 | 2,930  | 9,963           |                                  |    |    |    |                        |
| MOOE   |                 |                           |                          |           | 15,515                         | 2,756                 | 3,665 | 4,100 | 4,994  | 15,515          |                                  |    |    |    |                        |
| CO   |                 |                           |                          |           | 500                            |                       | 500   |       |        | 500             |                                  |    |    |    |                        |
| Locally-Funded<br>Project(s)   | 310100200000000 |                           |                          |           | 29,808                         | 1,910                 | 5,635 | 9,898 | 12,365 | 29,808          |                                  |    |    |    |                        |
| Continuing<br>Operation and<br>Broadcast of DOST<br>Science and<br>Technology<br>Channel "DOSTv" | 310100200001000 |                           |                          |           | 18,871                         | 1,910                 | 3,994 | 5,250 | 7,717  | 18,871          |                                  |    |    |    |                        |
| MOOE   |                 |                           |                          |           | 18,871                         | 1,910                 | 3,994 | 5,250 | 7,717  | 18,871          |                                  |    |    |    |                        |
| Infrastructure<br>Rehabilitation and<br>Improvement of<br>STII Building                          | 310100200002000 |                           |                          |           | 10,937                         |                       | 1,641 | 4,648 | 4,648  | 10,937          |                                  |    |    |    |                        |
| CO   |                 |                           |                          |           | 10,937                         |                       | 1,641 | 4,648 | 4,648  | 10,937          |                                  |    |    |    |                        |
| Retirement and Life Insurance Premiums   | 104102          |                           |                          |           | 2,584                          | 645                   | 647   | 645   | 647    | 2,584           |                                  |    |    |    |                        |
| General Administration and Support   | 100000000000000 |                           |                          |           | 758                            | 189                   | 190   | 189   | 190    | 758             |                                  |    |    |    |                        |
| General<br>Management and<br>Supervision   | 100000100001000 |                           |                          |           | 758                            | 189                   | 190   | 189   | 190    | 758             |                                  |    |    |    |                        |
| PS   |                 |                           |                          |           | 758                            | 189                   | 190   | 189   | 190    | 758             |                                  |    |    |    |                        |
| Operations   | 300000000000000 |                           |                          |           | 1,826                          | 456                   | 457   | 456   | 457    | 1,826           |                                  |    |    |    |                        |
| OO : Public Science and Technology<br>awareness increased  | 310000000000000 |                           |                          |           | 1,826                          | 456                   | 457   | 456   | 457    | 1,826           |                                  |    |    |    |                        |
| SCIENCE AND TECHNOLOGY<br>INFORMATION PROGRAM  | 310100000000000 |                           |                          |           | 1,826                          | 456                   | 457   | 456   | 457    | 1,826           |                                  |    |    |    |                        |

ty

| Particulars   | UACS CODE       | Current Year's Obligation |                          |           | Budget Year Obligation Program |                       |     |     |     |                 |                                  |    |    |    |                        |
|---|-----------------|---------------------------|--------------------------|-----------|--------------------------------|-----------------------|-----|-----|-----|-----------------|----------------------------------|----|----|----|------------------------|
|   |                 | Actual<br>Jan.1-Sept.30   | Estimate<br>Oct.1-Dec.31 | Total     | Total                          | COMPREHENSIVE RELEASE |     |     |     |                 | FOR LATER RELEASE(Negative List) |    |    |    |                        |
|   |                 |                           |                          |           |                                | Q1                    | Q2  | Q3  | Q4  | Sub Total       | Q1                               | Q2 | Q3 | Q4 | Sub Total              |
| 1   | 2               | 3                         | 4                        | 5=<br>3+4 | 6=<br>11+16                    | 7                     | 8   | 9   | 10  | 11=<br>7+8+9+10 | 12                               | 13 | 14 | 15 | 16=<br>12+13+<br>14+15 |
| Operation of Science and Technology Center for Information Services | 310100100001000 |                           |                          |           | 902                            | 225                   | 226 | 225 | 226 | 902             |                                  |    |    |    |                        |
| PS  |                 |                           |                          |           | 902                            | 225                   | 226 | 225 | 226 | 902             |                                  |    |    |    |                        |
| Science and Technology Promotion and Advocacy Services              | 310100100002000 |                           |                          |           | 924                            | 231                   | 231 | 231 | 231 | 924             |                                  |    |    |    |                        |
| PS  |                 |                           |                          |           | 924                            | 231                   | 231 | 231 | 231 | 924             |                                  |    |    |    |                        |


Prepared By:

  
 Ballesteros, Jaqueline  
 Financial Services Head / Budget Officer  
 Date: 08/Nov/2017

In coordination with:

  
 Cagaanan, Benedict  
 Planning Services Head / Planning Officer  
 Date: 08/Nov/2017

Approved By:

  
 Burgos, Richard  
 Agency Head / Department Secretary  
 Date: 08/Nov/2017

*This report was generated using the Unified Reporting System on 08/11/2017 13:26*

*BED Level: 01 - Agency Submission (NEP)*

FY 2018 FINANCIAL PLAN  
(In Thousand Pesos)

Department: Department of Science and Technology (DOST)

Agency: Science and Technology Information Institute

Operating Unit: N/A

Organization Code (UACS): 190190000000


Report Status: SUBMITTED

| Particulars   | UACS CODE        | Current Year's Obligation   |                              |           | Budget Year Obligation Program |                       |    |    |    |                 |                                  |    |    |    |                        |  |
|---|------------------|-----------------------------|------------------------------|-----------|--------------------------------|-----------------------|----|----|----|-----------------|----------------------------------|----|----|----|------------------------|--|
|   |                  | Actual<br>Jan.1-<br>Sept.30 | Estimate<br>Oct.1-<br>Dec.31 | Total     | Total                          | COMPREHENSIVE RELEASE |    |    |    |                 | FOR LATER RELEASE(Negative List) |    |    |    |                        |  |
|   |                  |                             |                              |           |                                | Q1                    | Q2 | Q3 | Q4 | Sub Total       | Q1                               | Q2 | Q3 | Q4 | Sub Total              |  |
| 1   | 2                | 3                           | 4                            | 5=<br>3+4 | 6=<br>11+16                    | 7                     | 8  | 9  | 10 | 11=<br>7+8+9+10 | 12                               | 13 | 14 | 15 | 16=<br>12+13+<br>14+15 |  |
| Part A  |                  | 57,738                      | 38,193                       | 95,931    |                                |                       |    |    |    |                 |                                  |    |    |    |                        |  |
| Specific Budgets of National Government Agencies                                  | 101101           | 54,361                      | 37,581                       | 91,942    |                                |                       |    |    |    |                 |                                  |    |    |    |                        |  |
| General Administration and Support  | 0000010000000000 | 20,684                      | 7,674                        | 28,358    |                                |                       |    |    |    |                 |                                  |    |    |    |                        |  |
| General Administration and Support Services                                       | 103001000100000  | 20,343                      | 7,674                        | 28,017    |                                |                       |    |    |    |                 |                                  |    |    |    |                        |  |
| PS  |                  | 10,328                      | 4,458                        | 14,786    |                                |                       |    |    |    |                 |                                  |    |    |    |                        |  |
| MOOE  |                  | 6,740                       | 1,381                        | 8,121     |                                |                       |    |    |    |                 |                                  |    |    |    |                        |  |
| CO  |                  | 3,275                       | 1,835                        | 5,110     |                                |                       |    |    |    |                 |                                  |    |    |    |                        |  |
| Administration of Personnel Benefits  | 103001000200000  | 341                         |                              | 341       |                                |                       |    |    |    |                 |                                  |    |    |    |                        |  |
| PS  |                  | 341                         |                              | 341       |                                |                       |    |    |    |                 |                                  |    |    |    |                        |  |
| Operations  | 0000030000000000 | 20,788                      | 10,831                       | 31,619    |                                |                       |    |    |    |                 |                                  |    |    |    |                        |  |
| MFO 1: SCIENCE and TECHNOLOGY INFORMATION SERVICES                                | 0000030100000000 | 20,788                      | 10,831                       | 31,619    |                                |                       |    |    |    |                 |                                  |    |    |    |                        |  |
| Operation of Science and Technology Center for Information Services               | 103003010100000  | 9,244                       | 6,467                        | 15,711    |                                |                       |    |    |    |                 |                                  |    |    |    |                        |  |
| PS  |                  | 6,020                       | 3,167                        | 9,187     |                                |                       |    |    |    |                 |                                  |    |    |    |                        |  |
| MOOE  |                  | 3,224                       | 3,300                        | 6,524     |                                |                       |    |    |    |                 |                                  |    |    |    |                        |  |
| Implementation of the Science and Technology Promotion and Advocacy Program       | 103003010200000  | 11,544                      | 4,364                        | 15,908    |                                |                       |    |    |    |                 |                                  |    |    |    |                        |  |
| PS  |                  | 6,148                       | 3,443                        | 9,591     |                                |                       |    |    |    |                 |                                  |    |    |    |                        |  |
| MOOE  |                  | 5,396                       | 921                          | 6,317     |                                |                       |    |    |    |                 |                                  |    |    |    |                        |  |
| Locally-Funded Projects   | 0000040000000000 | 12,889                      | 19,076                       | 31,965    |                                |                       |    |    |    |                 |                                  |    |    |    |                        |  |
| Buildings and Other Structures  | 0000040100000000 | 1,555                       | 9,845                        | 11,400    |                                |                       |    |    |    |                 |                                  |    |    |    |                        |  |
| Government Buildings  | 0000040105000000 | 1,555                       | 9,845                        | 11,400    |                                |                       |    |    |    |                 |                                  |    |    |    |                        |  |
| Infrastructure Rehabilitation and Improvement of STII Building                    | 103004010500002  | 1,555                       | 9,845                        | 11,400    |                                |                       |    |    |    |                 |                                  |    |    |    |                        |  |
| CO  |                  | 1,555                       | 9,845                        | 11,400    |                                |                       |    |    |    |                 |                                  |    |    |    |                        |  |
| Power and Communication Infrastructure  | 0000040400000000 | 11,334                      | 9,231                        | 20,565    |                                |                       |    |    |    |                 |                                  |    |    |    |                        |  |
| Communication   | 0000040405000000 | 11,334                      | 9,231                        | 20,565    |                                |                       |    |    |    |                 |                                  |    |    |    |                        |  |
| Continuing Operation and Broadcast of DOST Science and Technology Channel "DOSTv" | 243004040500001  | 11,334                      | 9,231                        | 20,565    |                                |                       |    |    |    |                 |                                  |    |    |    |                        |  |
| MOOE  |                  | 11,334                      | 3,231                        | 14,565    |                                |                       |    |    |    |                 |                                  |    |    |    |                        |  |
| CO  |                  |                             | 6,000                        | 6,000     |                                |                       |    |    |    |                 |                                  |    |    |    |                        |  |
| Retirement and Life Insurance Premiums  | 104102           | 1,731                       | 612                          | 2,343     |                                |                       |    |    |    |                 |                                  |    |    |    |                        |  |
| General Administration and Support  | 0000010000000000 | 529                         | 179                          | 708       |                                |                       |    |    |    |                 |                                  |    |    |    |                        |  |
| General Administration and Support Services                                       | 103001000100000  | 529                         | 179                          | 708       |                                |                       |    |    |    |                 |                                  |    |    |    |                        |  |


fy

| Particulars   | UACS CODE        | Current Year's Obligation   |                              |           | Budget Year Obligation Program |                       |    |    |    |                 |                                  |    |    |    |                        |  |
|---|------------------|-----------------------------|------------------------------|-----------|--------------------------------|-----------------------|----|----|----|-----------------|----------------------------------|----|----|----|------------------------|--|
|   |                  | Actual<br>Jan.1-<br>Sept.30 | Estimate<br>Oct.1-<br>Dec.31 | Total     | Total                          | COMPREHENSIVE RELEASE |    |    |    |                 | FOR LATER RELEASE(Negative List) |    |    |    |                        |  |
|   |                  |                             |                              |           |                                | Q1                    | Q2 | Q3 | Q4 | Sub Total       | Q1                               | Q2 | Q3 | Q4 | Sub Total              |  |
| 1   | 2                | 3                           | 4                            | 5=<br>3+4 | 6=<br>11+16                    | 7                     | 8  | 9  | 10 | 11=<br>7+8+9+10 | 12                               | 13 | 14 | 15 | 16=<br>12+13+<br>14+15 |  |
| PS  |                  | 529                         | 179                          | 708       |                                |                       |    |    |    |                 |                                  |    |    |    |                        |  |
| Operations  | 0000030000000000 | 1,202                       | 433                          | 1,635     |                                |                       |    |    |    |                 |                                  |    |    |    |                        |  |
| MFO 1: SCIENCE and TECHNOLOGY INFORMATION SERVICES                          | 0000030100000000 | 1,202                       | 433                          | 1,635     |                                |                       |    |    |    |                 |                                  |    |    |    |                        |  |
| Operation of Science and Technology Center for Information Services         | 1030030101000000 | 535                         | 210                          | 745       |                                |                       |    |    |    |                 |                                  |    |    |    |                        |  |
| PS  |                  | 535                         | 210                          | 745       |                                |                       |    |    |    |                 |                                  |    |    |    |                        |  |
| Implementation of the Science and Technology Promotion and Advocacy Program | 1030030102000000 | 667                         | 223                          | 890       |                                |                       |    |    |    |                 |                                  |    |    |    |                        |  |
| PS  |                  | 667                         | 223                          | 890       |                                |                       |    |    |    |                 |                                  |    |    |    |                        |  |
| IV. Others  |                  | 1,646                       |                              | 1,646     |                                |                       |    |    |    |                 |                                  |    |    |    |                        |  |
| Pension and Gratuity Fund   | 102407           | 1,646                       |                              | 1,646     |                                |                       |    |    |    |                 |                                  |    |    |    |                        |  |
| General Administration and Support  | 0000010000000000 | 1,646                       |                              | 1,646     |                                |                       |    |    |    |                 |                                  |    |    |    |                        |  |
| PS  |                  | 1,646                       |                              | 1,646     |                                |                       |    |    |    |                 |                                  |    |    |    |                        |  |
| Recapitulation by MFO:  |                  | 21,990                      | 11,264                       | 33,254    |                                |                       |    |    |    |                 |                                  |    |    |    |                        |  |
| MFO 1: SCIENCE and TECHNOLOGY INFORMATION SERVICES                          | 0000030100000000 | 21,990                      | 11,264                       | 33,254    |                                |                       |    |    |    |                 |                                  |    |    |    |                        |  |


Prepared By:

  
 Ballesteros, Jaqueline  
 Financial Services Head / Budget Officer  
 Date: 08/Nov/2017

In coordination with:

  
 Cagaanan, Benedict  
 Planning Services Head / Planning Officer  
 Date: 08/Nov/2017

Approved By:

  
 Burgos, Richard  
 Agency Head / Department Secretary  
 Date: 08/Nov/2017

This report was generated using the Unified Reporting System on 08/11/2017 13:41  
 BED Level: 01 - Agency Submission (NEP)