


STATEMENT OF APPROPRIATIONS, ALLOTMENTS, OBLIGATIONS, DISBURSEMENTS AND BALANCES


As of the Quarter Ending June 30, 2017


Authorization: 02 - Continuing Report Status

Department: DEPARTMENT OF SCIENCE AND TECHNOLOGY (DOST)
 Agency/Operating Unit : SCIENCE AND TECHNOLOGY INFORMATION INSTITUTE
 Operating Unit: N/A
 Organizational Code (UACS): 190190000000
 Fund Cluster: 01 - Regular Agency Fund

Particulars	UACS Code	Appropriations			Allotment				Current Year Obligations					Current Year Disbursements					Balance		
		Authorized Appropriation	Adj.	Adjusted Appropriations	Allotments Received	Adjustments (Withdrawal/Realignment)	Transfer To	Transfer From	Adjusted Total Allotments	1st Quarter ending March 31	2nd Quarter ending June 30	3rd Quarter ending Sept. 30	4th Quarter ending Dec. 31	Total	1st Quarter ending March 31	2nd Quarter ending June 30	3rd Quarter ending Sept. 30	4th Quarter ending Dec. 31	Total	Unreleased Appro.	Unobligated Allotment
1	2	3	4	(3+4)=5	6	7	8	9	(8+9)	11	12	13	14	15=(11+12+13+14)	16	17	18	19	20=(16+17+18+19)	21=(5-10)	22=(10-1)
I. Agency Specific Budget																					
Specific Budget of NGA	1102101																				
General Admin. And Support	1000000000	464,173.20	-	464,173.20	464,173.20	-	-	-	464,173.20	334,652.42	40,002.59	-	-	374,655.01	334,652.42	40,002.59	-	-	374,655.01	-	89,518.00
General Admin. And Support Services	103001000100000	464,173.20	-	464,173.20	464,173.20	-	-	-	464,173.20	334,652.42	40,002.59	-	-	374,655.01	334,652.42	40,002.59	-	-	374,655.01	-	89,518.00
MOOE		464,173.20		464,173.20	464,173.20				464,173.20	334,652.42	40,002.59			374,655.01	334,652.42	40,002.59			374,655.01		89,518.00
Operations	3000000000																				
MFO 1: S&T Information Serv	3010000000	1,200,847.18	-	1,200,847.18	1,200,847.18	-	-	-	1,200,847.18	1,116,984.00	-	-	-	1,116,984.00	1,004,984.00	112,000.00	-	-	1,116,984.00	-	83,863.00
Operation of the Science and Technology Center for Information Services	103003010100000	874,939.28	-	874,939.28	874,939.28	-	-	-	874,939.28	846,734.00	-	-	-	846,734.00	846,734.00	-	-	-	846,734.00	-	28,205.00
MOOE		874,939.28		874,939.28	874,939.28				874,939.28	846,734.00				846,734.00	846,734.00				846,734.00		28,205.00
Implementation of the Science and Technology Promotion and Advocacy Program	103003010200000	325,907.90	-	325,907.90	325,907.90	-	-	-	325,907.90	270,250.00	-	-	-	270,250.00	158,250.00	112,000.00	-	-	270,250.00	-	55,657.00
MOOE		325,907.90		325,907.90	325,907.90				325,907.90	270,250.00				270,250.00	158,250.00	112,000.00			270,250.00		55,657.00
Sub-Total Agency Specific Budget		1,665,020.38	-	1,665,020.38	1,665,020.38	-	-	-	1,665,020.38	1,451,636.42	40,002.59	-	-	1,491,639.01	1,339,636.42	152,002.59	-	-	1,491,639.01	-	173,389.00
MOOE		1,665,020.38		1,665,020.38	1,665,020.38				1,665,020.38	1,451,636.42	40,002.59			1,491,639.01	1,339,636.42	152,002.59			1,491,639.01		173,389.00
II. AUTOMATIC APPROP.																					
III. SPECIAL PURPOSE FUNDS																					
GRAND TOTAL																					
MOOE		1,665,020.38		1,665,020.38	1,665,020.38				1,665,020.38	1,451,636.42	40,002.59			1,491,639.01	1,339,636.42	152,002.59			1,491,639.01		173,389.00

Certified Correct:

 Ballesteros, Jaqueline
 Budget Officer
 Date: 05/Jul/2017

Certified Correct:

 Ramos, Cecille Rose
 Chief Accountant
 Date: 7/5/17

Recommended By:

 Certeno, Arlene
 Chief, FAD
 Date: 05/Jul/2017

Approved by:

 Burgos, Richard
 Agency Head/Department
 Date: 05/Jul/2017

STATEMENT OF APPROPRIATIONS, ALLOTMENTS, OBLIGATIONS, DISBURSEMENTS AND BALANCES
As of the Quarter Ending June 30, 2017


Department: Department of Science and Technology (DOST)
Agency: Science and Technology Information Institute
Operating Unit: N/A
Organization Code (UACS): 190190000000
Fund Cluster: 01 - Regular Agency Fund

Authorization: 01 - Current Year Appropriations
Report Status: SUBMITTED


Particulars	UACS CODE	Appropriation			Allotments					Current Year Obligations					Current Year Disbursements					Balances																								
		Authorized Appropriation	Adjustments (Transfer To)/From, Realignment	Adjusted Appropriations	Allotments Received	Adjustments (Withdrawal, Realignment)	Transfer To	Transfer From	Adjusted Total Allotments	1st Quarter Ending March 31	2nd Quarter Ending June 30	3rd Quarter Ending Sept. 30	4th Quarter Ending Dec. 31	Total	1st Quarter Ending March 31	2nd Quarter Ending June 30	3rd Quarter Ending Sept. 30	4th Quarter Ending Dec. 31	Total	Unreleased Appropriations	Unobligated Allotment	Unpaid Obligations (16-20) = (21+24)																						
1	2	3	4	5=(1+4)	6	7	8	9	10=(6+7+8+9)	11	12	13	14	15=(11+12+13+14)	16	17	18	19	20=(16+17+18+19)	21=(18-19)	22=(16-19)	23	24																					
I. Agency Specific Budget																																												
Specific Budgets of National Government Agencies		01101101																																										
General Administration and Support		00000100000000	26,638,000.00		26,638,000.00	27,773,000.00			27,773,000.00	6,088,299.17	6,408,486.73			11,669,765.90	5,026,714.97	6,483,166.93			11,511,901.60	1,666,000.00	16,205,234.10		54,864.00																					
General Administration and Support Services		1030010001000000	27,355,000.00		27,355,000.00	27,355,000.00			27,355,000.00	5,088,298.17	6,127,408.73			11,225,705.90	5,026,714.97	6,142,166.93			11,170,601.60		18,129,234.10		54,864.00																					
PS			13,660,000.00		13,660,000.00	13,660,000.00			13,660,000.00	3,476,308.38	3,661,614.14			7,166,922.52	3,475,308.38	3,881,614.14			7,166,922.52		8,430,077.48																							
MOOE			8,655,000.00		8,655,000.00	8,655,000.00			8,655,000.00	1,622,000.79	2,446,852.59			4,068,843.38	1,553,406.59	2,400,572.78			4,013,978.38		4,586,156.62		54,864.00																					
CO			5,110,000.00		5,110,000.00	5,110,000.00			5,110,000.00												5,110,000.00																							
Administration of Personnel Benefits		1030010002000000	2,283,000.00		2,283,000.00	418,000.00			418,000.00		341,000.00			341,000.00		341,000.00			341,000.00	1,866,000.00	77,000.00																							
PS			2,283,000.00		2,283,000.00	418,000.00			418,000.00		341,000.00			341,000.00		341,000.00			341,000.00	1,866,000.00	77,000.00																							
Operations		0000030000000000	32,280,000.00		32,280,000.00	32,280,000.00			32,280,000.00	6,488,763.63	6,636,781.46			13,131,544.98	4,846,826.63	6,740,397.71			11,888,013.34		19,148,465.02		1,646,931.64																					
MFO 1: SCIENCE and TECHNOLOGY INFORMATION SERVICES		0000030100000000	32,280,000.00		32,280,000.00	32,280,000.00			32,280,000.00	6,488,763.63	6,636,781.46			13,131,544.98	4,846,826.63	6,740,397.71			11,888,013.34		19,148,465.02		1,646,931.64																					
Operation of Science and Technology Center for Information Services		1030030101000000	16,341,000.00		16,341,000.00	16,341,000.00			16,341,000.00	2,331,148.17	2,680,489.91			5,211,618.03	2,300,730.27	2,900,887.81			5,201,818.08		11,129,381.92		10,000.00																					
PS			9,022,000.00		9,022,000.00	9,022,000.00			9,022,000.00	1,808,616.13	2,314,844.26			4,121,360.39	1,808,616.13	2,304,844.26			4,111,360.39		4,070,639.91		10,000.00																					
MOOE			7,249,000.00		7,249,000.00	7,249,000.00			7,249,000.00	624,832.04	505,626.66			1,090,267.69	494,214.14	596,043.55			1,080,267.69		6,158,742.31																							
Implementation of the Science and Technology Promotion and Advocacy Program		1030030102000000	16,939,000.00		16,939,000.00	16,939,000.00			16,939,000.00	4,164,616.36	3,753,311.54			7,918,928.90	2,544,899.36	3,836,499.60			6,364,366.26		8,019,073.10		1,636,931.64																					
PS			9,322,000.00		9,322,000.00	9,322,000.00			9,322,000.00	1,896,953.72	2,308,896.06			4,204,849.80	1,696,963.72	2,308,896.03			4,204,849.80		5,117,160.26																							
MOOE			6,617,000.00		6,617,000.00	6,617,000.00			6,617,000.00	2,266,891.64	1,446,416.48			3,715,077.10	848,941.64	1,530,603.82			2,901,922.90		2,901,922.90		1,636,931.64																					
Locally-Funded Projects		0000040000000000	31,965,000.00		31,965,000.00	31,965,000.00			31,965,000.00	158,762.68	8,386,653.66			8,646,416.44	168,762.68	504,693.66			663,356.44		23,419,583.56		7,882,090.00																					
Buildings and Other Structures		0000040100000000	11,400,000.00		11,400,000.00	11,400,000.00			11,400,000.00												11,400,000.00																							
Government Buildings		0000040105000000	11,400,000.00		11,400,000.00	11,400,000.00			11,400,000.00												11,400,000.00																							
Infrastructure Rehabilitation and Improvement of STI Building		1030040106000000	11,400,000.00		11,400,000.00	11,400,000.00			11,400,000.00												11,400,000.00																							
CO			11,400,000.00		11,400,000.00	11,400,000.00			11,400,000.00												11,400,000.00																							
Power and Communication Infrastructure		0000040400000000	20,565,000.00		20,565,000.00	20,565,000.00			20,565,000.00	168,762.68	8,386,653.66			8,646,416.44	168,762.68	504,693.66			663,356.44		12,019,583.56		7,882,090.00																					
Communication		0000040405000000	20,565,000.00		20,565,000.00	20,565,000.00			20,565,000.00	168,762.68	8,386,653.66			8,646,416.44	168,762.68	504,693.66			663,356.44		12,019,583.56		7,882,090.00																					
Continuing Operation and Broadcast of DOST Science and Technology Channel "DOSTV"		2130040406000001	20,665,000.00		20,665,000.00	20,665,000.00			20,665,000.00	158,762.68	8,386,653.66			8,646,416.44	168,762.68	504,693.66			663,356.44		12,019,583.56		7,882,090.00																					
MOOE			14,665,000.00		14,665,000.00	14,665,000.00			14,665,000.00	158,762.68	8,386,653.66			8,646,416.44	168,762.68	504,693.66			663,356.44		6,019,583.56		7,882,090.00																					
CO			6,000,000.00		6,000,000.00	6,000,000.00			6,000,000.00												8,000,000.00																							
Sub-Total, Agency-Specific			83,663,000.00		83,663,000.00	82,018,000.00			82,018,000.00	11,752,826.28	21,490,902.04			33,243,727.32	10,033,163.18	13,728,168.50			23,761,271.68	1,666,000.00	58,774,272.68		6,482,455.64																					
PS			34,287,000.00		34,287,000.00	32,422,000.00			32,422,000.00	7,177,778.23	8,646,354.46			16,824,132.71	7,177,778.23	8,636,354.46			16,814,132.71	1,666,000.00	16,697,867.29		10,000.00																					
MOOE			37,086,000.00		37,086,000.00	37,086,000.00			37,086,000.00	4,876,047.65	12,844,647.56			17,416,504.81	2,855,324.65	5,091,814.02			7,947,138.67		19,066,405.30		6,472,405.64																					
CO			22,610,000.00		22,610,000.00	22,610,000.00			22,610,000.00												22,610,000.00																							
II. Automatic Appropriations																																												
Retirement and Life Insurance Premiums		01101102																																										
General Administration and Support		0000010000000000	604,000.00		604,000.00	604,000.00			604,000.00	180,602.92	171,838.28			352,339.20	180,602.92	171,838.28			352,339.20		251,600.80																							
General Administration and Support Services		1030010001000000	604,000.00		604,000.00	604,000.00			604,000.00	180,602.92	171,838.28			352,339.20	180,602.92	171,838.28			352,339.20		251,600.80																							
PS			604,000.00		604,000.00	604,000.00			604,000.00	180,602.92	171,838.28			352,339.20	180,602.92	171,838.28			352,339.20		251,600.80																							
Operations		0000030000000000	1,699,000.00		1,699,000.00	1,699,000.00			1,699,000.00	384,748.44	392,443.08			777,191.52	384,748.44	392,443.08			777,191.52		921,808.48																							
MFO 1: SCIENCE and TECHNOLOGY INFORMATION SERVICES		0000030100000000	1,699,000.00		1,699,000.00	1,699,000.00			1,699,000.00	384,748.44	392,443.08			777,191.52	384,748.44	392,443.08			777,191.52		921,808.48																							
Operation of Science and Technology Center for Information Services		1030030101000000	640,000.00		640,000.00	640,000.00			640,000.00	168,121.92	180,099.72			348,221.64	168,121.92	180,099.72			348,221.64		491,778.36																							
PS			640,000.00		640,000.00	640,000.00			640,000.00	168,121.92	180,099.72			348,221.64	168,121.92	180,099.72			348,221.64		491,778.36																							

Particulars	UACS CODE	Appropriation			Allotments			Current Year Obligations					Current Year Disbursements				Balances								
		Authorized Appropriation	Adjustments (Transfer To/From, Realignment)	Adjusted Appropriations	Allotments Received	Adjustments (Withdrawal, Realignment)	Transfer To	Transfer From	Adjusted Total Allotments	1st Quarter	2nd Quarter	3rd Quarter	4th Quarter	Total	1st Quarter	2nd Quarter	3rd Quarter	4th Quarter	Total	Unreleased Appropriations	Unobligated Allotment	Unpaid Obligations (15-20) = (23+24)			
										Ending March 31	Ending June 30	Ending Sept. 30	Ending Dec. 31		Ending March 31	Ending June 30	Ending Sept. 30	Ending Dec. 31				Due and Demandable	Not Yet Due and Demandable		
1	2	3	4	5=(3+4)	6	7	8	9	10=(8+9)	11	12	13	14	15=(11+12+13+14)	16	17	18	19	20=(16+17+18+19)	21=(15-10)	22=(10-15)	23	24		
Implementation of the Science and Technology Promotion and Advocacy Program	103003010200000	859,000.00		859,000.00	859,000.00				859,000.00	216,628.62	212,343.36			428,971.98	216,628.62	212,343.36			428,971.98		430,030.12				
PS		859,000.00		859,000.00	859,000.00				859,000.00	216,628.62	212,343.36			428,971.98	216,628.62	212,343.36			428,971.98		430,030.12				
Sub-Total, Automatic Appropriations		2,303,000.00		2,303,000.00	2,303,000.00				2,303,000.00	665,251.36	664,279.36			1,329,530.72	665,251.36	664,279.36			1,329,530.72		1,173,469.28				
PS		2,303,000.00		2,303,000.00	2,303,000.00				2,303,000.00	665,251.36	664,279.36			1,329,530.72	665,251.36	664,279.36			1,329,530.72		1,173,469.28				
III. Special Purpose Fund																									
Pension and Gratuity Fund	01101407		1,698,659.00	1,698,659.00	1,698,659.00				1,698,659.00	1,621,044.69	77,613.98			1,698,659.00	1,621,044.69	77,613.98			1,698,659.00				.33		
Penal and Gratuity Fund	000009080000000		1,698,659.00	1,698,659.00	1,698,659.00				1,698,659.00	1,621,044.69	77,613.98			1,698,659.00	1,621,044.69	77,613.98			1,698,659.00				.33		
For payment of retirement and terminal leave benefits	282009080200000		237,719.00	237,719.00	237,719.00				237,719.00	160,104.82	77,613.98			237,719.00	160,104.82	77,613.98			237,719.00				.20		
PS			237,719.00	237,719.00	237,719.00				237,719.00	160,104.82	77,613.98			237,719.00	160,104.82	77,613.98			237,719.00				.20		
For payment of monetization of leave credits	103009080400000		1,360,940.00	1,360,940.00	1,360,940.00				1,360,940.00	1,360,939.87				1,360,939.87					1,360,939.87				.13		
PS			1,360,940.00	1,360,940.00	1,360,940.00				1,360,940.00	1,360,939.87				1,360,939.87					1,360,939.87				.13		
Sub-Total, SPF			1,698,659.00	1,698,659.00	1,698,659.00				1,698,659.00	1,621,044.69	77,613.98			1,698,659.00	1,621,044.69	77,613.98			1,698,659.00				.33		
PS			1,698,659.00	1,698,659.00	1,698,659.00				1,698,659.00	1,621,044.69	77,613.98			1,698,659.00	1,621,044.69	77,613.98			1,698,659.00				.33		
GRAND TOTAL		98,186,000.00	1,698,659.00	97,784,659.00	95,419,659.00				95,819,659.00	13,839,121.33	22,132,795.96			35,971,916.71	12,119,399.23	14,370,091.84			28,489,461.07	1,866,000.00	69,947,742.29			9,482,455.64	
PS		58,500,000.00	1,698,659.00	38,168,859.00	36,223,859.00				38,223,859.00	9,254,074.28	9,288,247.82			18,552,322.10	9,264,074.28	9,278,247.82			18,542,322.10	1,866,000.00	17,771,336.90			10,000.00	
MOOE		37,096,000.00		37,096,000.00	37,096,000.00				37,096,000.00	4,675,047.03	12,844,547.96			17,419,594.61	2,855,324.95	5,091,814.02			7,947,138.97		18,886,405.39			9,472,455.64	
CO		22,510,000.00		22,510,000.00	22,510,000.00				22,510,000.00												22,510,000.00				


Certified Correct:


Ballesteros, Jaqueline
 Budget Officer
 Date: 05/Jul/2017


Certified Correct:



Ramos, Cecille Rose
 Chief Accountant
 Date:

Recommended By:



Centeno, Arlene
 Chief, FAD
 Date: 05/Jul/2017

Approved By:


Burgos, Richard
 Agency Head/Department
 Date: 05/Jul/2017



Department of Science and Technology
SCIENCE AND TECHNOLOGY INFORMATION INSTITUTE



Budget and Financial Accountability Reports (BFARs) as of June 30, 2017

as prescribed under
COA and DBM Joint Circular No. 2014-1 dated July 2, 2014

(URS Generated Copy)

In compliance to DBM Circular Letter No. 2016-11 dated Dec. 6, 2016

Commission on Audit

RECEIVED

By: Anderson Serya

Date: 7-7-17

7/6/2017



In following-up, pls. cite DMS ref #

2017-BE-0059706

REPUBLIC OF THE PHILIPPINES
DEPARTMENT OF BUDGET AND MANAGEMENT
GENERAL SOLANO STREET, SAN MIGUEL, MANILA

ACKNOWLEDGEMENT RECEIPT

The **DEPARTMENT OF BUDGET AND MANAGEMENT** hereby acknowledges the receipt of your letter/request which has been uploaded to the DBM-Document Management System and routed to the appropriate office/s with the following information:

Sender: DOST - STII - PERSONAL DELIVERY

Document Title: DOST-STII- BFARs AS OF JUNE 30, 2017

Document Reference No: 2017-BE-0059706

Date and Time Uploaded: Thursday, July 06, 2017 2:29:18 PM

Uploaded By: RECEIVING Isay

Routed To: BMB-E Susana Julian

CC:

Total no of pages received: 1 copy and 18 pages

The determination of the completeness of the documentary requirements submitted, if any, is subject to the evaluation of the technical person in charge.

This receipt is system generated and does not require signature.

Received by:



DOCUMENT
MANAGEMENT
SYSTEM