

STATEMENT OF APPROPRIATIONS, ALLOTMENTS, OBLIGATIONS, DISBURSEMENTS AND BALANCES  
As of the Quarter Ending December 31, 2017

Authorization: 01 - Current Year Appropriations  
Report Status: SUBMITTED

Department: Department of Science and Technology (DOST)  
Agency: Science and Technology Information Institute  
Operating Unit: N/A  
Organization Code (UACS): 190190000000  
Fund Cluster: 01 - Regular Agency Fund


Particulars	UACS CODE	Appropriation			Allotments			Current Year Obligations							Current Year Disbursements					Balances																								
		Authorized Appropriation	Adjustments (Transfer To/From, Realignment)	Adjusted Appropriations	Allotments Received	Adjustments (Withdrawal/ Realignment)	Transfer To	Transfer From	Adjusted Total Allotments	1st Quarter Ending March 31	2nd Quarter Ending June 30	3rd Quarter Ending Sept. 30	4th Quarter Ending Dec. 31	Total	1st Quarter Ending March 31	2nd Quarter Ending June 30	3rd Quarter Ending Sept. 30	4th Quarter Ending Dec. 31	Total	Unreleased Appropriations	Unobligated Allotment	Unpaid Obligations (15-20) - (23+24)																						
1	2	3	4	5=(3+4)	6	7	8	9	10=(8+1)-(7)+4+9	11	12	13	14	15=(11+12+13+14)	16	17	18	19	20=(16+17+18+19)	21=(5-10)	22=(10+4)	23	24																					
I. Agency Specific Budget																																												
Special Budgets of National Government Agencies																																												
General Administration and Support	000001000000000	29,838,000.00	838,148.39	30,275,148.39	27,773,000.00	838,148.39			28,411,148.39	5,088,209.17	8,488,486.73	9,117,441.87	7,331,814.82	26,015,822.59	5,026,714.97	6,483,188.03	7,884,033.71	7,579,287.98	26,755,223.58	1,865,000.00	395,325.80		1,260,589.00																					
General Administration and Support Services	103001000100000	27,355,000.00	838,148.39	27,803,148.39	27,355,000.00	838,148.39			27,993,148.39	5,088,209.17	8,127,498.73	9,117,441.87	7,331,814.82	27,674,822.59	5,026,714.97	6,142,188.63	7,884,033.71	7,579,287.98	26,414,223.58		318,325.80		1,260,589.00																					
PS		13,590,000.00	1,121,807.39	14,711,807.39	13,590,000.00	1,121,807.39			14,711,807.39	3,475,308.38	3,681,614.14	3,171,215.60	4,313,951.31	14,642,089.43	3,475,308.38	3,681,614.14	3,171,215.60	4,313,951.31	14,642,089.43				650,438.00																					
MDOE		8,855,000.00	(483,859.00)	8,171,341.00	8,855,000.00	(483,859.00)			8,171,341.00	1,822,980.79	2,445,852.59	2,671,224.11	1,431,273.81	8,171,341.00	1,503,406.59	2,460,572.79	2,888,838.11	820,084.51	7,820,802.00				610,160.00																					
CO		5,110,000.00		5,110,000.00	5,110,000.00				5,110,000.00										4,251,232.18																									
Administration of Personnel Benefits	103001000200000	2,283,000.00		2,283,000.00	418,000.00				418,000.00		341,000.00			341,000.00		341,000.00			341,000.00	1,865,000.00	77,000.00																							
PS		2,283,000.00		2,283,000.00	418,000.00				418,000.00		341,000.00			341,000.00		341,000.00			341,000.00	1,865,000.00	77,000.00																							
Operations	000003000000000	32,280,000.00	(838,148.39)	31,641,851.61	32,280,000.00	(838,148.39)			31,641,851.61	8,485,783.53	8,835,781.45	7,856,618.78	10,782,854.51	31,571,018.27	4,845,825.63	6,740,387.71	7,828,132.42	11,311,006.81	30,525,212.57				1,045,805.70																					
MFO 1: SCIENCE AND TECHNOLOGY INFORMATION SERVICES	000003010000000	32,280,000.00	(838,148.39)	31,641,851.61	32,280,000.00	(838,148.39)			31,641,851.61	8,485,783.53	8,835,781.45	7,856,618.78	10,782,854.51	31,571,018.27	4,845,825.63	6,740,387.71	7,828,132.42	11,311,006.81	30,525,212.57				1,045,805.70																					
Operation of Science and Technology Center for Information Services	103003010100000	16,341,000.00	(574,790.42)	15,766,209.58	16,341,000.00	(574,790.42)			15,766,209.58	2,331,148.17	2,880,469.91	4,032,608.60	5,461,149.66	15,695,376.24	2,300,730.27	2,900,887.81	3,204,014.60	6,844,949.56	15,050,582.24				644,794.00																					
PS		9,062,000.00	160,209.58	9,242,209.58	9,062,000.00	160,209.58			9,242,209.58	1,806,516.13	2,314,844.28	1,899,191.52	3,160,824.33	9,171,378.24	1,808,516.13	2,304,844.28	1,908,191.52	3,150,824.33	9,171,378.24				644,794.00																					
MDOE		7,249,000.00	(725,000.00)	6,524,000.00	7,249,000.00	(725,000.00)			6,524,000.00	524,632.04	585,625.65	2,133,417.05	3,300,325.23	6,524,000.00	494,214.14	599,043.55	1,294,823.08	3,494,125.23	5,879,208.00																									
CO																																												
Implementation of the Science and Technology Promotion and Advocacy Program	103003010200000	15,939,000.00	(63,357.97)	15,875,642.03	15,939,000.00	(63,357.97)			15,875,642.03	4,164,615.36	3,765,311.54	3,624,010.18	4,331,704.96	15,875,642.03	2,544,896.36	8,838,499.90	4,424,117.82	4,656,117.25	15,474,630.33				401,011.70																					
PS		9,322,000.00	238,842.03	9,568,842.03	9,322,000.00	238,842.03			9,568,842.03	1,895,953.72	2,308,898.08	1,942,707.58	3,411,084.65	9,568,842.03	1,895,953.72	2,308,898.08	1,942,707.58	3,388,004.65	9,533,642.03				25,000.00																					
MDOE		6,617,000.00	(300,000.00)	6,317,000.00	6,617,000.00	(300,000.00)			6,317,000.00	2,268,661.64	1,456,413.46	1,681,302.60	920,620.30	6,317,000.00	648,941.64	1,530,601.82	2,481,410.24	1,268,032.80	5,940,988.30				376,011.70																					
CO																																												
Locally-Funded Projects	000004000000000	31,965,000.00		31,965,000.00	31,965,000.00				31,965,000.00	158,782.58	8,386,653.86	4,343,082.94	18,125,123.71	31,013,603.09	158,782.58	504,593.86	7,922,872.94	10,533,858.11	19,119,887.49		951,396.91		11,893,715.80																					
Buildings and Other Structures	000004010000000	11,400,000.00		11,400,000.00	11,400,000.00				11,400,000.00			1,554,546.81	9,845,088.84	11,399,635.65			1,554,546.81	3,712,852.82	5,267,399.63		354.55		6,132,245.82																					
Government Buildings	000004010500000	11,400,000.00		11,400,000.00	11,400,000.00				11,400,000.00			1,554,546.81	9,845,088.84	11,399,635.65			1,554,546.81	3,712,852.82	5,267,399.63		354.55		6,132,245.82																					
Infrastructure Rehabilitation and Improvement of STII Building	103004010600002	11,400,000.00		11,400,000.00	11,400,000.00				11,400,000.00			1,554,546.81	9,845,088.84	11,399,635.65			1,554,546.81	3,712,852.82	5,267,399.63		354.55		6,132,245.82																					
CO		11,400,000.00		11,400,000.00	11,400,000.00				11,400,000.00			1,554,546.81	9,845,088.84	11,399,635.65			1,554,546.81	3,712,852.82	5,267,399.63		354.55		6,132,245.82																					
Power and Communication Infrastructure	000004040000000	20,565,000.00		20,565,000.00	20,565,000.00				20,565,000.00	158,782.58	8,386,653.86	2,788,516.13	8,280,025.07	19,613,967.64	158,782.58	504,593.86	6,368,326.13	8,820,805.29	13,852,487.86		951,042.36		5,761,469.78																					
Communication	000004040500000	20,565,000.00		20,565,000.00	20,565,000.00				20,565,000.00	158,782.58	8,386,653.86	2,788,516.13	8,280,025.07	19,613,967.64	158,782.58	504,593.86	6,368,326.13	8,820,805.29	13,852,487.86		951,042.36		5,761,469.78																					
Continuing Operation and Broadcast of DOST Science and Technology Channel "DOSTV"	243004040500001	20,565,000.00		20,565,000.00	20,565,000.00				20,565,000.00	158,782.58	8,386,653.86	2,788,516.13	8,280,025.07	19,613,967.64	158,782.58	504,593.86	6,368,326.13	8,820,805.29	13,852,487.86		951,042.36		5,761,469.78																					
MDOE		14,865,000.00		14,865,000.00	14,865,000.00				14,865,000.00	158,782.58	8,386,653.86	2,788,516.13	3,186,271.16	14,500,203.72	158,782.58	504,593.86	6,368,326.13	8,820,805.29	13,852,487.86		64,796.28		647,715.86																					
CO		6,000,000.00		6,000,000.00	6,000,000.00				6,000,000.00				5,113,753.02	5,113,753.02							888,248.08		5,113,753.92																					
Governance	000004100000000																																											
Systems Development	000004100400000																																											
MIT-II Projects	103004100400004																																											
MDOE																																												
CO																																												
Sub-Total Agency-Specific		93,883,000.00		93,883,000.00	92,016,000.00				92,016,000.00	11,752,825.28	21,490,002.04	21,117,123.59	36,239,593.04	60,600,443.85	10,033,103.18	13,728,189.50	23,215,039.07	28,424,012.02	78,400,323.85	1,865,000.00	1,417,556.05		14,200,120.30																					
PS		34,287,000.00	1,508,659.00	35,795,659.00	32,422,000.00	1,508,659.00			33,930,659.00	7,117,778.23	8,648,354.48	7,013,114.70	10,875,860.29	33,713,107.70	7,117,778.23	8,638,354.48	7,023,114.70	10,860,860.29	33,688,107.70	1,865,000.00	217,551.90		25,000.00																					
MDOE		37,088,000.00	(1,808,659.00)	35,677,341.00	37,088,000.00	(1,808,659.00)			35,677,341.00	4,575,047.05	12,844,547.56	9,274,459.92	8,816,490.19	35,812,544.72	2,855,324.95	5,091,814.02	12,831,397.55	12,415,047.63	33,193,684.16		64,796.28		2,310,960.58																					
Fin Ex																																												
CO		22,510,000.00		22,510,000.00	22,510,000.00				22,510,000.00					21,374,791.53				3,380,526.81	6,156,104.86		8,518,631.79		1,135,208.47																					

Handwritten initials and marks at the bottom right of the page.



Particulars	UACS CODE	Authorized Appropriation	Adjustments (Transfer To/From, Realignment)	Adjusted Appropriations	Allotments Received	Adjustments (Withdrawal, Realignment)	Transfer To	Transfer From	Adjusted Total Allotments	Current				Total	Fiscal Year				Total	Unreleased Appropriations	Unobligated Allotment	Unpaid Obligations (15-20) + (23+24)			
										1st Quarter Ending March 31	2nd Quarter Ending June 30	3rd Quarter Ending Sept. 30	4th Quarter Ending Dec. 31		1st Quarter Ending March 31	2nd Quarter Ending June 30	3rd Quarter Ending Sept. 30	4th Quarter Ending Dec. 31				Due and Demandable	Not Yet Due and Demandable		
1	2	3	4	5	6	7	8	9	10	11	12	13	14	15	16	17	18	19	20	21	22	23	24		
II. Automatic Appropriations																									
Retirement and Life Insurance Premiums	01104102																								
General Administration and Support	00000100000000	604,000.00	103,235.06	707,235.96	643,634.00	63,601.96			707,235.96	180,502.02	171,836.28	176,325.96	178,570.80	707,235.96	180,502.92	171,836.28	176,325.96	178,570.80	707,235.96						
General Administration and Support Services	10300100010000	604,000.00	103,235.06	707,235.96	643,634.00	63,601.96			707,235.96	180,502.92	171,836.28	176,325.96	178,570.80	707,235.96	180,502.92	171,836.28	176,325.96	178,570.80	707,235.96						
PS		604,000.00	103,235.06	707,235.96	643,634.00	63,601.96			707,235.96	180,502.92	171,836.28	176,325.96	178,570.80	707,235.96	180,502.92	171,836.28	176,325.96	178,570.80	707,235.96						
Operations	00000300000000	1,699,000.00	(63,601.96)	1,635,398.04	1,699,000.00	(63,601.96)			1,635,398.04	384,748.44	392,443.08	425,158.80	433,047.24	1,635,397.56	384,748.44	392,443.08	425,158.80	433,047.24	1,635,397.56						
MFCO SCIENCE and TECHNOLOGY INFORMATION SERVICES	00000301000000	1,699,000.00	(63,601.96)	1,635,398.04	1,699,000.00	(63,601.96)			1,635,398.04	384,748.44	392,443.08	425,158.80	433,047.24	1,635,397.56	384,748.44	392,443.08	425,158.80	433,047.24	1,635,397.56						
Operation of Science and Technology Center for Information Services	10300301010000	840,000.00	(113,552.04)	726,447.96	840,000.00	(113,552.04)			726,447.96	168,121.92	180,099.72	167,310.28	100,915.56	726,447.48	168,121.92	180,099.72	167,310.28	100,915.56	726,447.48						
PS		840,000.00	(113,552.04)	726,447.96	840,000.00	(113,552.04)			726,447.96	168,121.92	180,099.72	167,310.28	100,915.56	726,447.48	168,121.92	180,099.72	167,310.28	100,915.56	726,447.48						
Implementation of the Science and Technology Promotion and Advocacy Program	10300301020000	859,000.00	49,950.06	908,950.06	859,000.00	49,950.06			908,950.06	216,626.52	212,343.36	237,848.52	242,131.68	908,950.08	216,626.52	212,343.36	237,848.52	242,131.68	908,950.08						
PS		859,000.00	49,950.06	908,950.06	859,000.00	49,950.06			908,950.08	216,626.52	212,343.36	237,848.52	242,131.68	908,950.08	216,626.52	212,343.36	237,848.52	242,131.68	908,950.08						
Sub-Total, Automatic Appropriations		2,303,000.00	39,834.00	2,342,834.00	2,342,834.00				2,342,834.00	565,251.36	584,279.36	601,484.76	611,616.04	2,342,833.52	565,251.36	584,279.36	601,484.76	611,616.04	2,342,833.52						
PS		2,303,000.00	39,834.00	2,342,834.00	2,342,834.00				2,342,834.00	565,251.36	584,279.36	601,484.76	611,616.04	2,342,833.52	565,251.36	584,279.36	601,484.76	611,616.04	2,342,833.52						
MDOE																									
Fin Ex																									
CO																									
III. Special Purpose Fund																									
Miscellaneous Personnel Benefits Fund	01101406		880,375.00	880,375.00	880,375.00				880,375.00					880,374.43	880,374.43				880,374.43	880,374.43					
Miscellaneous Personnel Benefits Fund	00000907000000		880,375.00	880,375.00	880,375.00				880,375.00					880,374.43	880,374.43				880,374.43	880,374.43					
Performance-Based Bonus	10300607010000		880,375.00	880,375.00	880,375.00				880,375.00					880,374.43	880,374.43				880,374.43	880,374.43					
PS			880,375.00	880,375.00	880,375.00				880,375.00					880,374.43	880,374.43				880,374.43	880,374.43					
Pension and Gratuity Fund	01101407		1,646,148.00	1,646,148.00	1,646,148.00				1,646,148.00	1,521,044.69	77,613.98	47,488.44		1,646,147.11	1,521,044.69	77,613.98	47,488.44		1,646,147.11						
Pension and Gratuity Fund	00000608000000		1,646,148.00	1,646,148.00	1,646,148.00				1,646,148.00	1,521,044.69	77,613.98	47,488.44		1,646,147.11	1,521,044.69	77,613.98	47,488.44		1,646,147.11						
For payment of retirement and terminal leave benefits	28200008020000		285,208.00	285,208.00	285,208.00				285,208.00	160,104.82	77,613.98	47,488.44		285,207.24	160,104.82	77,613.98	47,488.44		285,207.24						
PS			285,208.00	285,208.00	285,208.00				285,208.00	160,104.82	77,613.98	47,488.44		285,207.24	160,104.82	77,613.98	47,488.44		285,207.24						
For payment of monetization of leave credits	10300908040000		1,360,940.00	1,360,940.00	1,360,940.00				1,360,940.00	1,360,939.87				1,360,939.87	1,360,939.87				1,360,939.87						
PS			1,360,940.00	1,360,940.00	1,360,940.00				1,360,940.00	1,360,939.87				1,360,939.87	1,360,939.87				1,360,939.87						
Sub-Total, SPF			2,626,623.00	2,626,623.00	2,626,623.00				2,626,623.00	1,521,044.69	77,613.98	47,488.44		2,626,621.54	1,521,044.69	77,613.98	47,488.44		2,626,621.54						
PS			2,626,623.00	2,626,623.00	2,626,623.00				2,626,623.00	1,521,044.69	77,613.98	47,488.44		2,626,621.54	1,521,044.69	77,613.98	47,488.44		2,626,621.54						
MDOE																									
Fin Ex																									
CO																									
GRAND TOTAL		96,186,000.00	2,666,157.00	98,852,157.00	96,887,157.00				96,887,157.00	13,839,121.33	22,132,795.36	21,786,096.70	37,731,585.51	96,469,669.01	12,119,399.23	14,370,061.84	23,864,012.27	30,916,005.37	61,269,478.71	1,665,000.00	1,417,557.90		14,200,120.30		
PS		36,590,000.00	4,074,616.00	40,664,616.00	37,261,157.00	1,508,650.00			38,790,816.00	9,264,074.26	9,268,247.62	7,662,087.80	12,307,652.76	38,562,262.76	9,264,074.28	9,278,247.62	7,672,087.00	12,342,852.78	38,557,262.76	1,665,000.00	1,417,553.24		25,000.00		
MDOE		37,088,000.00	(1,508,659.00)	35,579,341.00	37,088,000.00	(1,508,659.00)			35,577,341.00	4,576,047.05	12,844,547.56	9,274,469.92	8,816,480.19	35,512,544.72	2,855,324.95	5,091,814.02	12,831,397.50	12,415,047.83	33,193,684.16			64,796.26	2,318,960.56		
Fin Ex																									
CO		22,510,000.00		22,510,000.00	22,510,000.00				22,510,000.00																


Certified Correct:

  
Ballesteros, Jaqueline

Budget Officer

Date: 25/Jan/2018


Certified Correct:

  
Suñga, Cecille Rose

Chief Accountant

Date:


Recommended By:

  
Centano, Arlene

Chief, FAD

Date: 25/Jan/2018

Approved By:

  
Burgos, Richard

Agency Head/Department

Date: 25/Jan/2018



STATEMENT OF APPROPRIATIONS, ALLOTMENTS, OBLIGATIONS, DISBURSEMENTS AND BALANCES  
As of the Quarter Ending December 31, 2017

Department: Department of Science and Technology (DOST)  
Agency: Science and Technology Information Institute  
Operating Unit: N/A  
Organization Code (UACS): 190190000000  
Fund Cluster: 01 - Regular Agency Fund

Authorization: 02 - Continuing Appropriations  
Report Status: SUBMITTED


Particulars	UACS CODE	Appropriation			Allotments					Current Year Obligations					Current Year Disbursements					Balances			
		Authorized Appropriation	Adjustments (Transfer To/From, Reassignment)	Adjusted Appropriations	Allotments Received	Adjustments (Withdrawals, Reassignment)	Transfer To	Transfer From	Adjusted Total Allotments	1st Quarter Ending March 31	2nd Quarter Ending June 30	3rd Quarter Ending Sept. 30	4th Quarter Ending Dec. 31	Total	1st Quarter Ending March 31	2nd Quarter Ending June 30	3rd Quarter Ending Sept. 30	4th Quarter Ending Dec. 31	Total	Unreleased Appropriations	Unobligated Allotment	Unpaid Obligations (15-20) = (23+24)	Due and Demandable
1	2	3	4	5=(3+4)	6	7	8	9	10=(8+ 9 7+8+9)	11	12	13	14	15=(11+12+13+14)	16	17	18	19	20=(16+17+18+19)	21+(5-10)	22=(15+16)	23	24
I. Agency Specific Budget																							
Specific Budgets of National Government Agencies		01102101																					
General Administration and Support		464,173.20	(8,263.90)	455,909.30	464,173.20	(8,263.90)			455,909.30	334,852.42	40,002.59	27,314.35	53,939.94	455,909.30	334,852.42	40,002.59	27,314.35	53,939.94	455,909.30				
General Administration and Support Services		464,173.20	(8,263.90)	455,909.30	464,173.20	(8,263.90)			455,909.30	334,852.42	40,002.59	27,314.35	53,939.94	455,909.30	334,852.42	40,002.59	27,314.35	53,939.94	455,909.30				
MOOE		464,173.20	(8,263.90)	455,909.30	464,173.20	(8,263.90)			455,909.30	334,852.42	40,002.59	27,314.35	53,939.94	455,909.30	334,852.42	40,002.59	27,314.35	53,939.94	455,909.30				
Operations		1,200,847.16	8,263.90	1,209,111.06	1,200,847.16	8,263.90			1,209,111.06	1,116,984.00			92,127.08	1,209,111.06	1,004,984.00	112,000.00		92,127.08	1,209,111.06				
MFO 1: SCIENCE and TECHNOLOGY INFORMATION SERVICES		1,200,847.16	8,263.90	1,209,111.06	1,200,847.16	8,263.90			1,209,111.06	1,116,984.00			92,127.08	1,209,111.06	1,004,984.00	112,000.00		92,127.08	1,209,111.06				
Operation of Science and Technology Center for Information Services		874,939.28	63,921.80	938,861.08	874,939.28	63,921.80			938,861.08	846,734.00			92,127.08	938,861.08	846,734.00			92,127.08	938,861.08				
MOOE		874,939.28	63,921.80	938,861.08	874,939.28	63,921.80			938,861.08	846,734.00			92,127.08	938,861.08	846,734.00			92,127.08	938,861.08				
Implementation of the Science and Technology Promotion and Advocacy Program		325,907.90	(55,857.90)	270,250.00	325,907.90	(55,857.90)			270,250.00	270,250.00				270,250.00	158,250.00	112,000.00			270,250.00				
MOOE		325,907.90	(55,857.90)	270,250.00	325,907.90	(55,857.90)			270,250.00	270,250.00				270,250.00	158,250.00	112,000.00			270,250.00				
Sub-Total, Agency-Specific		1,665,020.38		1,665,020.38	1,665,020.38				1,665,020.38	1,451,836.42	40,002.59	27,314.35	146,067.02	1,665,020.38	1,339,636.42	152,002.59	27,314.35	146,067.02	1,665,020.38				
PS																							
MOOE		1,665,020.38		1,665,020.38	1,665,020.38				1,665,020.38	1,451,836.42	40,002.59	27,314.35	146,067.02	1,665,020.38	1,339,636.42	152,002.59	27,314.35	146,067.02	1,665,020.38				
Fin Ex																							
CO																							
II. Automatic Appropriations																							
Sub-Total, Automatic Appropriations																							
PS																							
MOOE																							
Fin Ex																							
CO																							
III. Special Purpose Fund																							
Sub-Total, SPF																							
PS																							
MOOE																							
Fin Ex																							
CO																							
GRAND TOTAL		1,665,020.38		1,665,020.38	1,665,020.38				1,665,020.38	1,451,836.42	40,002.59	27,314.35	146,067.02	1,665,020.38	1,339,636.42	152,002.59	27,314.35	146,067.02	1,665,020.38				
PS																							
MOOE		1,665,020.38		1,665,020.38	1,665,020.38				1,665,020.38	1,451,836.42	40,002.59	27,314.35	146,067.02	1,665,020.38	1,339,636.42	152,002.59	27,314.35	146,067.02	1,665,020.38				
Fin Ex																							
CO																							


Certified Correct:


Certified Correct:

Recommended By:

Approved By:

  
Ballesteros, Jaqueline

  
Sunga, Cecille Rose

  
Centeno, Arlene

  
Burgos, Richard

Budget Officer

Date: 25/Jan/2018

Chief Accountant

Date:

Chief, FAD

Date: 25/Jan/2018

Agency Head/Department

Date: 25/Jan/2018

*This report was generated using the Unified Reporting System on 25/01/2018 18:22*





REPUBLIC OF THE PHILIPPINES

**DEPARTMENT OF BUDGET AND MANAGEMENT**

GENERAL SOLANO STREET, SAN MIGUEL, MANILA

**ACKNOWLEDGEMENT RECEIPT**

In following-up, pls. cite DMS ref #  
**2018-BE-0007260**

The **DEPARTMENT OF BUDGET AND MANAGEMENT** hereby acknowledges the receipt of your letter/request which has been uploaded to the DBM-Document Management System and routed to the appropriate office/s with the following information:

Sender: DOST-STII - PERSONAL DELIVERY

Document Title: DOST-STII-BUDGET AND FINANCIAL ACCOUNTABILITY REPORTS (BFARs) AS OF DECEMBER 31, 2017

Document Reference No: 2018-BE-0007260

Date and Time Uploaded: Friday, January 26, 2018 2:24:39 PM

Uploaded By: Edward RECEIVING

Routed To: BMB-E Susana Julian

CC:

Total no of pages received: 1 copy and 23 pages


The determination of the completeness of the documentary requirements submitted, if any, is subject to the evaluation of the technical person in charge.

This receipt is system generated and does not require signature.

Received by:







Department of Science and Technology  
SCIENCE AND TECHNOLOGY INFORMATION INSTITUTE

# Budget and Financial Accountability Reports (BFARs) as of December 31, 2017

as prescribed under  
COA and DBM Joint Circular No. 2014-1 dated July 2, 2014

Government Accountancy Office  
Office of the Director

RECEIVED  
By: Maring  
Date: JAN 31 2018

**(URS Generated Copy)**

In compliance to DBM Circular Letter No. 2016-11 dated Dec. 6, 2016

Commission on Audit

RECEIVED

By: [Signature]  
Date: 1/31/18

FINANCE MANAGEMENT  
BUDGET DIVISION  
OFFICE  
26 JAN 2018  
Jan 1:00 PM