

**SUMMARY OF APPROPRIATIONS, ALLOTMENTS, OBLIGATIONS AND BALANCES BY OBJECT OF EXPENDITURES**  
As of the Quarter Ending June 30, 2017

Department: Department of Science and Technology (DOST)

Authorization: 01 - Current Year Appropriations

Agency: Science and Technology Information Institute

Report Status: SUBMITTED

Operating Unit: N/A

Organization Code (UACS): 190190000000

Fund Cluster: 01 - Regular Agency Fund

Particulars	UACS CODE	Appropriation			Allotments			Current Year Obligations						Current Year Disbursements				Balances					
		Authorized Appropriation	Adjustments (Transfer To)/From, Realignment	Adjusted Appropriations	Allotments Received	Adjustments (Withdrawal, Realignment)	Transfer To	Transfer From	Adjusted Total Allotments	1st Quarter Ending March 31	2nd Quarter Ending June 30	3rd Quarter Ending Sept. 30	4th Quarter Ending Dec. 31	Total	1st Quarter Ending March 31	2nd Quarter Ending June 30	3rd Quarter Ending Sept. 30	4th Quarter Ending Dec. 31	Total	Unreleased Appropriations	Unobligated Allotment	Unpaid Obligations (15-20) = (23+24)	
1	2	3	4	5(2+4)	6	7	8	9	10(6+11+12+13)	11	12	13	14	15(11+12+13+14)	16	17	18	19	20(16+17+18+19)	21(5-10)	22(6-15)	23	24
I. Agency Specific Budget																							
Specific Budgets of National Government Agencies	0110101	93,683,000.00		93,683,000.00	92,016,000.00				92,016,000.00	11,752,825.28	21,466,892.04			33,243,727.32	10,033,103.18	13,728,168.50			23,761,271.68	1,885,000.00	58,774,273.68		9,482,455.64
Personnel Services		34,287,000.00		34,287,000.00	32,422,000.00				32,422,000.00	7,177,778.23	6,646,334.48			15,824,132.71	7,177,778.23	6,639,354.48			15,814,132.71	1,885,000.00	16,987,887.29		10,000.00
Salaries and Wages	501010000	19,191,000.00		19,191,000.00	19,191,000.00				19,191,000.00	4,656,289.54	4,700,566.56			9,356,856.10	4,656,289.54	4,700,566.56			9,356,856.10		9,834,143.90		
Salaries and Wages - Regular	501010100	19,191,000.00		19,191,000.00	19,191,000.00				19,191,000.00	4,656,289.54	4,700,566.56			9,356,856.10	4,656,289.54	4,700,566.56			9,356,856.10		9,834,143.90		
Basic Salary - Civilian	5010101001	19,191,000.00		19,191,000.00	19,191,000.00				19,191,000.00	4,656,289.54	4,700,566.56			9,356,856.10	4,656,289.54	4,700,566.56			9,356,856.10		9,834,143.90		
Other Compensation	501020000	12,616,000.00		12,616,000.00	12,616,000.00				12,616,000.00	2,446,027.33	3,829,339.08			6,975,890.39	2,446,027.33	3,819,339.08			6,805,983.01		6,440,033.01		10,000.00
Personal Economic Relief Allowance (PERA)	5010201000	1,248,000.00		1,248,000.00	1,248,000.00				1,248,000.00	291,499.82	294,272.74			585,772.56	291,499.82	294,272.74			585,772.56		692,227.44		
PERA - Civilian	6010201001	1,248,000.00		1,248,000.00	1,248,000.00				1,248,000.00	291,499.82	294,272.74			585,772.56	291,499.82	294,272.74			585,772.56		692,227.44		
Representation Allowance (RA)	5010202000	180,000.00		180,000.00	180,000.00				180,000.00	72,000.00	72,000.00			144,000.00	72,000.00	72,000.00			144,000.00		38,000.00		
Representation Allowance (RA)	5010202000	180,000.00		180,000.00	180,000.00				180,000.00	72,000.00	72,000.00			144,000.00	72,000.00	72,000.00			144,000.00		38,000.00		
Transportation Allowance (TA)	5010203000	180,000.00		180,000.00	180,000.00				180,000.00	45,000.00	45,000.00			90,000.00	45,000.00	45,000.00			90,000.00		90,000.00		
Transportation Allowance (TA)	5010203001	180,000.00		180,000.00	180,000.00				180,000.00	45,000.00	45,000.00			90,000.00	45,000.00	45,000.00			90,000.00		90,000.00		
Clothing/Uniform Allowance	5010204000	260,000.00		260,000.00	260,000.00				260,000.00	226,000.00	10,000.00			236,000.00	226,000.00			236,000.00		26,000.00		10,000.00	
Clothing/Uniform Allowance - Civilian	5010204001	260,000.00		260,000.00	260,000.00				260,000.00	226,000.00	10,000.00			236,000.00	226,000.00			236,000.00		26,000.00		10,000.00	
Subsistence Allowance (SA)	5010205000	2,080,000.00		2,080,000.00	2,080,000.00				2,080,000.00	407,600.00	374,120.79			781,720.79	407,600.00	374,120.79			781,720.79		1,278,279.21		10,000.00
Subsistence Allowance - Magna Carta Benefits for Science and Technology under R.A. 8439	6010205002	2,080,000.00		2,080,000.00	2,080,000.00				2,080,000.00	407,600.00	374,120.79			781,720.79	407,600.00	374,120.79			781,720.79		1,278,279.21		10,000.00
Laundry Allowance (LA)	5010206000	312,000.00		312,000.00	312,000.00				312,000.00	68,658.69	70,888.21			139,544.90	68,658.69	70,888.21			139,544.90		172,455.10		
Laundry Allowance - Magna Carta Benefits for Science and Technology under R.A. 8439	6010206003	312,000.00		312,000.00	312,000.00				312,000.00	68,658.69	70,888.21			139,544.90	68,658.69	70,888.21			139,544.90		172,455.10		
Hazard Pay (HP)	501021000	2,260,000.00		2,260,000.00	2,260,000.00				2,260,000.00	690,842.21	706,850.81			1,397,693.02	690,842.21	706,850.81			1,397,693.02		852,308.96		
HP - Magna Carta Benefits for Science and Technology under R.A. 8439	601021004	2,260,000.00		2,260,000.00	2,260,000.00				2,260,000.00	690,842.21	706,850.81			1,397,693.02	690,842.21	706,850.81			1,397,693.02		852,308.96		
Longevity Pay (LP)	5010212000	2,306,000.00		2,306,000.00	2,306,000.00				2,306,000.00	513,897.48	442,273.65			956,171.33	513,897.48	442,273.65			956,171.33		1,349,828.67		
Longevity Pay - Magna Carta Benefits for Science and Technology under R.A. 8439	6010212003	2,306,000.00		2,306,000.00	2,306,000.00				2,306,000.00	513,897.48	442,273.65			956,171.33	513,897.48	442,273.65			956,171.33		1,349,828.67		
Overtime and Night Pay	5010213000									3,129.13	11,680.68			14,819.79	3,129.13	11,680.68			14,819.79		(14,819.79)		
Overtime Pay	5010213001									3,129.13	11,680.68			14,819.79	3,129.13	11,680.68			14,819.79		(14,819.79)		
Year End Bonus	5010214000	1,600,000.00		1,600,000.00	1,600,000.00				1,600,000.00												1,600,000.00		
Bonus - Civilian	5010214001	1,600,000.00		1,600,000.00	1,600,000.00				1,600,000.00												1,600,000.00		
Cash Gift	5010215000	280,000.00		280,000.00	280,000.00				280,000.00												280,000.00		
Cash Gift - Civilian	6010215001	280,000.00		280,000.00	280,000.00				280,000.00												280,000.00		
Other Bonuses and Allowances	5010260000	1,860,000.00		1,860,000.00	1,860,000.00				1,860,000.00	128,000.00	1,602,244.00			1,631,244.00	128,000.00	1,602,244.00			1,631,244.00		228,755.00		
Productivity Enhancement Incentive - Civilian	5010289012	280,000.00		280,000.00	280,000.00				280,000.00												280,000.00		
Mid-Year Bonus - Civilian	5010290036	1,600,000.00		1,600,000.00	1,600,000.00				1,600,000.00		1,602,244.00			1,602,244.00		1,602,244.00			1,602,244.00		97,755.00		
Anniversary Bonus - Civilian	5010290038									128,000.00				128,000.00	128,000.00				128,000.00		(128,000.00)		
Personal Benefit Contributions	5010300000	297,000.00		297,000.00	297,000.00				297,000.00	74,891.36	76,448.89			160,310.22	74,891.36	76,448.89			160,310.22		148,889.78		
Pay-BIG Contributions	5010302000	63,000.00		63,000.00	63,000.00				63,000.00	14,899.43	14,799.43			29,498.86	14,899.43	14,799.43			29,498.86		33,501.14		
Pay-IGIG - Civilian	5010302001	63,000.00		63,000.00	63,000.00				63,000.00	14,899.43	14,799.43			29,498.86	14,899.43	14,799.43			29,498.86		33,501.14		
PhilHealth Contributions	5010303000	171,000.00		171,000.00	171,000.00				171,000.00	45,482.50	46,850.00			91,312.50	45,482.50	46,850.00			91,312.50		78,687.50		
PhilHealth - Civilian	5010303001	171,000.00		171,000.00	171,000.00				171,000.00	45,482.50	46,850.00			91,312.50	45,482.50	46,850.00			91,312.50		78,687.50		
Employees Compensation Insurance Premiums (EICIP)	5010304000	83,000.00		83,000.00	83,000.00				83,000.00	14,899.43	14,799.43			29,498.86	14,899.43	14,799.43			29,498.86		33,501.14		
EICIP - Civilian	5010304001	83,000.00		83,000.00	83,000.00				83,000.00	14,899.43	14,799.43			29,498.86	14,899.43	14,799.43			29,498.86		33,501.14		













Particulars	UACS CODE	Appropriation			Allotments			Current Year Obligations				Current Year Disbursements				Balances			Unpaid Obligations (15-20) + (23+24)					
		Authorized Appropriation	Adjustments (Transfer (To)/From, Realignments)	Adjusted Appropriations	Allotments Received	Adjustments (Withdrawal, Realignments)	Transfer To	Transfer From	Adjusted Total Allotments	1st Quarter Ending March 31	2nd Quarter Ending June 30	3rd Quarter Ending Sept. 30	4th Quarter Ending Dec. 31	Total	1st Quarter Ending March 31	2nd Quarter Ending June 30	3rd Quarter Ending Sept. 30	4th Quarter Ending Dec. 31	Total	Unreleased Appropriations	Unobligated Allotment	Unpaid Obligations	Unpaid Obligations	
																						Due and Demandable	Not Yet Due and Demandable	
1	2	3	4	5(3+4)	6	7	8	9	10(8+9)	11	12	13	14	15(11+12+13+14)	16	17	18	19	20(16+17+18+19)	21(6-10)	22(16-19)	23	24	
Personnel Benefit Contributions	5010300000	2,303,000.00		2,303,000.00	2,303,000.00				2,303,000.00	665,251.36	664,279.36			1,129,530.72	665,251.36	664,279.36			1,129,530.72			1,173,469.28		
Retirement and Life Insurance Premiums	5010301000	2,303,000.00		2,303,000.00	2,303,000.00				2,303,000.00	665,251.36	664,279.36			1,129,530.72	665,251.36	664,279.36			1,129,530.72			1,173,469.28		
Retirement and Life Insurance Premiums	5010301900	2,303,000.00		2,303,000.00	2,303,000.00				2,303,000.00	665,251.36	664,279.36			1,129,530.72	665,251.36	664,279.36			1,129,530.72			1,173,469.28		
III. Special Purpose Fund																								
Pension and Gratuity Fund	01101407		1,598,659.00	1,598,659.00	1,598,659.00				1,598,659.00	1,521,044.66	77,613.98			1,598,658.67	1,521,044.69	77,613.98			1,598,658.67			.33		
Personnel Services			1,598,659.00	1,598,659.00	1,598,659.00				1,598,659.00	1,521,044.66	77,613.98			1,598,658.67	1,521,044.69	77,613.98			1,598,658.67			.33		
Other Personnel Benefits	5010400000		1,598,659.00	1,598,659.00	1,598,659.00				1,598,659.00	1,521,044.66	77,613.98			1,598,658.67	1,521,044.69	77,613.98			1,598,658.67			.33		
Terminal Leave Benefits	5010403000		1,598,659.00	1,598,659.00	1,598,659.00				1,598,659.00	1,521,044.69	77,613.98			1,598,658.67	1,521,044.69	77,613.98			1,598,658.67			.33		
Terminal Leave Benefits - Civilian	5010403001		1,598,659.00	1,598,659.00	1,598,659.00				1,598,659.00	1,521,044.69	77,613.98			1,598,658.67	1,521,044.69	77,613.98			1,598,658.67			.33		
GRAND TOTAL									95,919,859.00	13,839,121.33	22,132,706.36			35,971,916.71	12,119,399.23	14,370,061.84			28,489,461.07	1,865,000.00	69,947,742.29		9,482,465.64	
Grand Total		98,199,000.00	1,598,659.00	97,794,659.00	95,919,859.00				95,919,859.00	13,839,121.33	22,132,706.36			35,971,916.71	12,119,399.23	14,370,061.84			28,489,461.07	1,865,000.00	69,947,742.29		9,482,465.64	

Certified Correct:

  
 Ballesteros, Jaqueline  
 Agency Budget Officer


Date: 05/Jul/2017

Certified Correct:

  
 Ramos, Cecille Rose  
 Agency Chief Accountant


Date:

Recommended By:

  
 Centeno, Arlene  
 Chief, FAD

Date: 05/Jul/2017

Approved By:

  
 Burgos, Richard  
 Head of Agency or Authorized Representative  
 Date: 05/Jul/2017

This report was generated using the Unified Reporting System on 05/07/2017 14:56



**SUMMARY OF APPROPRIATIONS, ALLOTMENTS, OBLIGATIONS AND BALANCES BY OBJECT OF EXPENDITURES**  
As of the Quarter Ending June 30, 2017

Department: Department of Science and Technology (DOST)

Authorization: 02 - Continuing Appropriations

Agency: Science and Technology Information Institute

Report Status: SUBMITTED

Operating Unit: N/A


Organization Code (UACS): 190190000000

Fund Cluster: 01 - Regular Agency Fund

Particulars	UACS CODE	Appropriation			Allotments					Current Year Obligations					Current Year Disbursements					Balances				
		Authorized Appropriation	Adjustments (Transfer To)/From, Realignment)	Adjusted Appropriations	Allotments Received	Adjustments (Withdrawal, Realignment)	Transfer To	Transfer From	Adjusted Total Allotments	1st Quarter	2nd Quarter	3rd Quarter	4th Quarter	Total	1st Quarter	2nd Quarter	3rd Quarter	4th Quarter	Total	Unreleased Appropriations	Unobligated Allotment	Unpaid Obligations (19-20) = (23+24)		
										Ending March 31	Ending June 30	Ending Sept. 30	Ending Dec. 31		Ending March 31	Ending June 30	Ending Sept. 30	Ending Dec. 31				Due and Demandable	Not Yet Due and Demandable	
1	2	3	4	5=(3+4)	6	7	8	9	10=(6+7+8+9)	11	12	13	14	15=(11+12+13+14)	16	17	18	19	20=(16+17+18+19)	21=(3-10)	22=(4-13)	23	24	
I. Agency Specific Budget																								
Specific Budgets of National Government Agencies	01102101	1,655,020.38		1,655,020.38	1,655,020.38				1,655,020.38	1,461,638.42	40,022.58			1,461,638.01	1,339,836.42	152,002.58			1,461,638.01				173,381.37	
Maintenance and Other Operating Expenses		1,655,020.38		1,655,020.38	1,655,020.38				1,655,020.38	1,461,638.42	40,022.58			1,461,638.01	1,339,836.42	152,002.58			1,461,638.01				173,381.37	
Traveling Expenses	5020100000	460.86		460.86	460.86				460.86	3,000.00				3,000.00	3,000.00				3,000.00				(2,539.14)	
Traveling Expenses - Local	5020101000	460.86		460.86	460.86				460.86	3,000.00				3,000.00	3,000.00				3,000.00				(2,539.14)	
Traveling Expenses - Local	5020101000	460.86		460.86	460.86				460.86	3,000.00				3,000.00	3,000.00				3,000.00				(2,539.14)	
Training and Scholarship Expenses	5020200000	325,010.28		325,010.28	325,010.28				325,010.28														325,010.28	
Training Expenses	5020201000	325,010.28		325,010.28	325,010.28				325,010.28														325,010.28	
Training Expenses	5020201002	325,010.28		325,010.28	325,010.28				325,010.28														325,010.28	
Supplies and Materials Expenses	5020300000									45,000.00				45,000.00	45,000.00				45,000.00				(45,000.00)	
Office Supplies Expenses	6020301000									10,000.00				10,000.00	10,000.00				10,000.00				(10,000.00)	
Office Supplies Expenses	6020301002									10,000.00				10,000.00	10,000.00				10,000.00				(10,000.00)	
Other Supplies and Materials Expenses	5020309000									35,000.00				35,000.00	35,000.00				35,000.00				(35,000.00)	
Other Supplies and Materials Expenses	5020309000									35,000.00				35,000.00	35,000.00				35,000.00				(35,000.00)	
Utility Expenses	5020400000	484,173.20		484,173.20	484,173.20				484,173.20	334,652.42				334,652.42	334,652.42				334,652.42				129,520.78	
Electricity Expenses	5020402000	484,173.20		484,173.20	484,173.20				484,173.20	334,652.42				334,652.42	334,652.42				334,652.42				129,520.78	
Electricity Expenses	5020402000	484,173.20		484,173.20	484,173.20				484,173.20	334,652.42				334,652.42	334,652.42				334,652.42				129,520.78	
Communication Expenses	5020500000	675,376.04		675,376.04	675,376.04				675,376.04														675,376.04	
Telephone Expenses	5020502000	675,376.04		675,376.04	675,376.04				675,376.04														675,376.04	
Mobile	5020502001	275,850.00		275,850.00	275,850.00				275,850.00														275,850.00	
Landline	5020502002	399,726.04		399,726.04	399,726.04				399,726.04														399,726.04	
Professional Services	5021100000									112,000.00				112,000.00	112,000.00				112,000.00				(112,000.00)	
Other Professional Services	5021199000									112,000.00				112,000.00	112,000.00				112,000.00				(112,000.00)	
Other Professional Services	5021199000									112,000.00				112,000.00	112,000.00				112,000.00				(112,000.00)	
Repairs and Maintenance	6021300000	200,000.00		200,000.00	200,000.00				200,000.00														200,000.00	
Repairs and Maintenance - Other Property, Plant and Equipment	5021399000	200,000.00		200,000.00	200,000.00				200,000.00														200,000.00	
Other Property, Plant and Equipment	5021399000	200,000.00		200,000.00	200,000.00				200,000.00														200,000.00	
Labor and Wages	5021600000									40,002.58				40,002.58	40,002.58				40,002.58				(40,002.58)	
Labor and Wages	5021601000									40,002.58				40,002.58	40,002.58				40,002.58				(40,002.58)	
Labor and Wages	5021601000									40,002.58				40,002.58	40,002.58				40,002.58				(40,002.58)	
Other Maintenance and Operating Expenses	5029800000									956,984.00				956,984.00	956,984.00				956,984.00				(956,984.00)	
Printing and Publication Expenses	5029802000									83,250.00				83,250.00	83,250.00				83,250.00				(83,250.00)	
Printing and Publication Expenses	5029802000									83,250.00				83,250.00	83,250.00				83,250.00				(83,250.00)	
Representation Expenses	5029903000									473,734.00				473,734.00	473,734.00				473,734.00				(473,734.00)	
Representation Expenses	5029903000									473,734.00				473,734.00	473,734.00				473,734.00				(473,734.00)	
Rent/Lease Expenses	5029904000									400,000.00				400,000.00	400,000.00				400,000.00				(400,000.00)	
Rent - Equipment	5029905004									400,000.00				400,000.00	400,000.00				400,000.00				(400,000.00)	
GRAND TOTAL																								
Grand Total		1,655,020.38		1,655,020.38	1,655,020.38				1,655,020.38	1,461,638.42	40,022.58			1,461,638.01	1,339,836.42	152,002.58			1,461,638.01				173,381.37	




Certified Correct:

  
Ballesteros, Jaqueline

Agency Budget Officer

Date: 05/Jul/2017


Certified Correct:

  
Ramos, Cecille Rose

Agency Chief Accountant

Date: 7/5/17


Recommended By:

  
Centers, Adene

Chief, PAD

Date: 05/Jul/2017

Approved By:

  
Burgos, Richard

Head of Agency or Authorized  
Representative

Date: 05/Jul/2017







7/6/2017



In following-up, pls. cite DMS ref #

**2017-BE-0059706**

REPUBLIC OF THE PHILIPPINES  
**DEPARTMENT OF BUDGET AND MANAGEMENT**  
GENERAL SOLANO STREET, SAN MIGUEL, MANILA

**ACKNOWLEDGEMENT RECEIPT**

The **DEPARTMENT OF BUDGET AND MANAGEMENT** hereby acknowledges the receipt of your letter/request which has been uploaded to the DBM-Document Management System and routed to the appropriate office/s with the following information:

Sender: DOST - STII - PERSONAL DELIVERY

Document Title: DOST-STII- BFARs AS OF JUNE 30, 2017

Document Reference No: 2017-BE-0059706

Date and Time Uploaded: Thursday, July 06, 2017 2:29:18 PM

Uploaded By: RECEIVING Isay

Routed To: BMB-E Susana Julian

CC:

Total no of pages received: 1 copy and 18 pages

The determination of the completeness of the documentary requirements submitted, if any, is subject to the evaluation of the technical person in charge.

This receipt is system generated and does not require signature.

Received by:

