

STATEMENT OF APPROPRIATIONS, ALLOTMENTS, OBLIGATIONS, DISBURSEMENTS AND BALANCES
As of the Quarter Ending December 31, 2016

Department: Department of Science and Technology (DOST)

Authorization: 01 - Current Year Appropriations

Agency: Science and Technology Information Institute

Operating Unit: N/A


Organization Code (UACS): 190190000000

Fund Cluster: 01 - Regular Agency Fund

Table with 24 columns: Particulars, UACS CODE, Authorized Appropriation, Adjustments (Transfer To)/From, Realignment, Adjusted Appropriations, Allotments Received, Adjustments (Withdrawal, Realignment), Transfer To, Transfer From, Adjusted Total Allotments, 1st Quarter Ending, 2nd Quarter Ending, 3rd Quarter Ending, 4th Quarter Ending, Total, 1st Quarter Ending, 2nd Quarter Ending, 3rd Quarter Ending, 4th Quarter Ending, Total, Unreleased Appropriations, Unobligated Allotment, Unpaid Obligations (15-20) = (23+24), Due and Demandable, Not Yet Due and Demandable.

Particulars	UACS CODE	Authorized Appropriation	Adjustments (Transfer To/From, Realignment)	Adjusted Appropriations	Allotments Received	Adjustments (Withdrawal, Realignment)	Transfer To	Transfer From	Adjusted Total Allotments	Obligation				Total	Fiscal Year				Unreleased Appropriations	Unobligated Allotment	Unpaid Obligations (15-20) = (23+24)		
										1st Quarter Ending March 31	2nd Quarter Ending June 30	3rd Quarter Ending Sept. 30	4th Quarter Ending Dec. 31		1st Quarter Ending March 31	2nd Quarter Ending June 30	3rd Quarter Ending Sept. 30	4th Quarter Ending Dec. 31			Total	21=(8-10)	22=(10-18)
1	2	3	4	5=(3+4)	6	7	8	9	10=(8+9)	11	12	13	14	15=(11+12+13+14)	16	17	18	19	20=(16+17+18+19)	21=(8-10)	22=(10-18)	23	24
III. Special Purpose Fund																							
Miscellaneous Personnel Benefits Fund	01101406		3,486,967.00	3,486,967.00	3,486,967.00				3,486,967.00	290,697.72	1,737,427.00	1,033,372.72	329,214.62	3,390,712.06	290,697.72	1,737,427.00	1,033,372.72	329,214.62	3,390,712.06		96,254.84		
Miscellaneous Personnel Benefits Fund	000009070000000		3,486,967.00	3,486,967.00	3,486,967.00				3,486,967.00	290,697.72	1,737,427.00	1,033,372.72	329,214.62	3,390,712.06	290,697.72	1,737,427.00	1,033,372.72	329,214.62	3,390,712.06		96,254.84		
Performance-Based Bonus	103009070100000		683,000.00	683,000.00	683,000.00				683,000.00			683,000.00		683,000.00			683,000.00		683,000.00				
PS			683,000.00	683,000.00	683,000.00				683,000.00			683,000.00		683,000.00			683,000.00		683,000.00				
For Payment of Other Personnel Benefits	103009070900000		1,469,967.00	1,469,967.00	1,469,967.00				1,469,967.00		1,411,029.00			1,411,029.00		1,411,029.00			1,411,029.00		78,938.00		
PS			1,469,967.00	1,469,967.00	1,469,967.00				1,469,967.00		1,411,029.00			1,411,029.00		1,411,029.00			1,411,029.00		78,938.00		
For Payment of Compensation Adjustment	103009070700000		1,314,000.00	1,314,000.00	1,314,000.00				1,314,000.00	290,697.72	326,398.00	350,372.72	329,214.62	1,296,683.06	290,697.72	326,398.00	350,372.72	329,214.62	1,296,683.06		17,316.84		
PS			1,314,000.00	1,314,000.00	1,314,000.00				1,314,000.00	290,697.72	326,398.00	350,372.72	329,214.62	1,296,683.06	290,697.72	326,398.00	350,372.72	329,214.62	1,296,683.06		17,316.84		
Pension and Gratuity Fund	D1101407		1,324,057.00	1,324,057.00	1,324,057.00				1,324,057.00		1,280,039.00		44,018.00	1,324,057.00		1,280,039.00		44,018.00	1,324,057.00				
Pension and Gratuity Fund	000009080000000		1,324,057.00	1,324,057.00	1,324,057.00				1,324,057.00		1,280,039.00		44,018.00	1,324,057.00		1,280,039.00		44,018.00	1,324,057.00				
For payment of retirement and terminal leave benefits	282009080200000		1,324,057.00	1,324,057.00	1,324,057.00				1,324,057.00		1,280,039.00		44,018.00	1,324,057.00		1,280,039.00		44,018.00	1,324,057.00				
PS			1,324,057.00	1,324,057.00	1,324,057.00				1,324,057.00		1,280,039.00		44,018.00	1,324,057.00		1,280,039.00		44,018.00	1,324,057.00				
Sub-Total, SPF			4,811,024.00	4,811,024.00	4,811,024.00				4,811,024.00	290,697.72	3,017,486.00	1,033,372.72	373,232.62	4,714,769.06	290,697.72	3,017,486.00	1,033,372.72	373,232.62	4,714,769.06		96,254.84		
PS			4,811,024.00	4,811,024.00	4,811,024.00				4,811,024.00	290,697.72	3,017,486.00	1,033,372.72	373,232.62	4,714,769.06	290,697.72	3,017,486.00	1,033,372.72	373,232.62	4,714,769.06		96,254.84		
MOOE																							
Fin Ex																							
CO																							
GRAND TOTAL		59,635,000.00	4,856,024.00	64,891,024.00	63,041,024.00				63,041,024.00	9,825,422.85	16,979,725.76	14,445,086.28	17,148,674.20	60,398,909.08	9,822,798.85	16,668,860.90	14,876,121.64	16,473,791.17	67,430,697.66	1,850,000.00	2,642,114.62		2,868,341.62
PS		33,210,000.00	6,291,024.00	39,491,024.00	39,318,024.00	1,325,000.00			37,841,024.00	7,090,147.62	10,089,447.12	8,340,876.35	11,214,200.72	36,734,471.81	7,090,147.62	10,089,447.12	8,340,876.35	11,179,685.29	36,609,856.36	1,850,000.00	606,552.19		34,605.43
MOOE		23,570,000.00	(1,325,000.00)	22,245,000.00	23,570,000.00	(1,325,000.00)			22,245,000.00	2,665,550.53	7,241,500.07	5,674,155.54	5,086,793.48	20,579,979.62	2,462,661.63	4,920,435.22	5,804,190.60	5,294,165.88	18,481,923.53		1,665,020.39		2,098,056.09
Fin Ex																							
CO		3,155,000.00		3,155,000.00	3,155,000.00				3,155,000.00	69,744.70	1,648,778.56	630,254.39	838,680.00	3,084,457.65	88,744.70	1,648,778.56	530,254.39		2,246,777.65		70,542.35		835,690.00


Certified Correct:

  
Cayamanda, Jaqueline

Budget Officer

Date: 11/Jan/2017


Certified Correct:

  
Centeno, Arlene

Chief Accountant

Date:


Recommended By:

  
Centeno, Arlene

Director, FMS

Date: 17/Jan/2017

Approved By:

  
Burgos, Richard

Agency Head/Department

Date: 17/Jan/2017