

QUARTERLY PHYSICAL REPORT OF OPERATION
as of quarter ending June 30, 2015

Department : Department of Science and Technology
Agency : SCIENCE AND TECHNOLOGY INFORMATION INSTITUTE
Organizational Code : 190190000000


x	Current Year Approp.
	Supplemental Approp.
	Continuing Approp.
	Off Budget Account

Particulars	UACS Code	Physical Targets						Total 7=(3+4+5+6)	Physical Accomplishments				Total* 12=(8+9+10+11)	Variance as of June 30	Remarks
		1st Quarter	2nd Quarter	3rd Quarter	4th Quarter	1st Quarter	2nd Quarter		3rd Quarter	4th Quarter					
Part A															
I. OPERATIONS															
MFO 1: Science and Technology Information Services	3010000000														
PI 1: Science and Technology Information Reference Services	101000000														
Number of clients served		71,952	71,952	71,952	71,952	287,808	404,083	104,362				508,425	384,521		
Percentage of clients who rate the service as satisfactory or better		90%	90%	90%	90%	90%	98%	104%				101%	11%		
Percentage of inquiries where reference materials were provided within 5 minutes		90%	90%	90%	90%	90%	90%	108%				99%	9%		
PI 2: Science and Technology Promotion Services	102000000														
Number of promotion services rendered		136	137	137	137	547	236	333				569	296		
Percentage of client who rate the service as satisfactory or better		90%	90%	90%	90%	90%	90%	90%				180%	90%		
Percentage of services rendered monthly		90%	90%	90%	90%	90%	175%	210%				183%	103%		
Average percentage per quarter															

In coordination with:

Approved by:


BENEDITO FORGAN
Spvg. SRS/Planning Officer


ARLENE E. CERNENO
Chief-FAD


RAYMOND E. LIBORO
Assec.-DOST/OIC-STII

STII copy

BAR No. 1

MONTHLY PHYSICAL PERFORMANCE REPORT

as of April 30, 2015

Department: DEPARTMENT OF SCIENCE AND TECHNOLOGY

Agency: SCIENCE AND TECHNOLOGY INFORMATION INSTITUTE

Programs/Activities/Projects (P/A/Ps)	Major Final Output and Performance Indicators	Physical Targets		Accomplishment	% of Accomp.	Variance	Remarks
		Annual	Jan-June				
(1)	(2)	(3)	(4)	(5)	(6)	(7)	(8)
A.II.a.01 Operation of Science and Technology Center for Information Services	MFO 1 : Science and Technology Information Services						
	PI set 1 Science and Technology Information Reference Services						
	Quantity Number of clients served	287,808	143,904	428,448	149%		
	Quality Percentage of clients who rate the service as satisfactory or better	90%	90%	89%	89%		
	Timeliness Percentage of inquiries where reference materials were provided within 5 minutes	90%	90%	95%	95%		
A.II.a.02 Implementation of Science and Technology Promotion and Advocacy Program	PI set 2 Science and Technology Promotion Services						
	Quantity Number of promotion services rendered	547	274	302	55%		
	Quality Percentage of client who rate the service as satisfactory or better	90%	90%	90%	90%		
	Timeliness Percentage of services rendered monthly	90%	90%	167%	167%		

Prepared by:

Approved by:


BENEDICT P. CAGAANAN
 Spvg. SRS/ Planning Officer


CECILLE ROSE B. RAMOS
 Admin. Officer V

Noted by:


ARLENE E. CENTENO
 Chief-FAD


RAYMUND E. LIBORO
 Asec./OIC-STII

RECEIVED

DATE: 5/6/2015

BY: Bm Ramos TIME: 9:30 AM
 DES-PCMD

BAR No. 1

MONTHLY PHYSICAL PERFORMANCE REPORT

as of May 31, 2015

Department: DEPARTMENT OF SCIENCE AND TECHNOLOGY
 Agency: SCIENCE AND TECHNOLOGY INFORMATION INSTITUTE

Programs/Activities/Projects (P/A/Ps)	Major Final Output and Performance Indicators	Physical Targets		Accomplishment	% of Accomp.	Variance	Remarks
		Annual	Jan-June				
(1)	(2)	(3)	(4)	(5)	(6)	(7)	(8)
A.II.a.01 Operation of Science and Technology Center for Information Services	MFO 1 : Science and Technology Information Services PI set 1 Science and Technology Information Reference Services Quantity Number of clients served Quality Percentage of clients who rate the service as satisfactory or better Timeliness Percentage of inquiries where reference materials were provided within 5 minutes	287,808 90% 90%	143,904 90% 90%	484,266 100% 100%	168% 100% 100%		
A.II.a.02 Implementation of Science and Technology Promotion and Advocacy Program	PI set 2 Science and Technology Promotion Services Quantity Number of promotion services rendered Quality Percentage of client who rate the service as satisfactory or better Timeliness Percentage of services rendered monthly	547 90% 90%	274 90% 90%	428 90% 189%	78% 90% 189%		

Prepared by: 
BENEDITO P. CAGANAN
 Spvg. SRS/ Planning Officer

Noted by: 
ARLENE E. CELUTENO
 Chief-HAD

Approved by: 
RAYMUNDO E. LIBORO
 Asec./OIC-STII


CECILLE ROSE BORAMOS
 Admin. Officer V


ARLENE E. CELUTENO
 Chief-HAD


RAYMUNDO E. LIBORO
 Asec./OIC-STII

Arnelo - PFS
 6/11/2015

RECEIVED
06 JUL 2015


MONTHLY PHYSICAL PERFORMANCE REPORT

BAR No. 1


as of June 30, 2015


Department: DEPARTMENT OF SCIENCE AND TECHNOLOGY
Agency: SCIENCE AND TECHNOLOGY INFORMATION INSTITUTE

Programs/Activities/Projects (P/A/Ps)	Major Final Output and Performance Indicators	Physical Targets		Accomplishment	% of Accomp.	Variance	Remarks
		Annual (3)	Jan-June (4)				
(1)	(2)	(3)	(4)	(5)	(6)	(7)	(8)
All.a.01 Operation of Science and Technology Center for Information Services	MFO 1 : Science and Technology Information Services PI set 1 Science and Technology Information Reference Services Quantity Number of clients served Quality Percentage of clients who rate the service as satisfactory or better Timeliness Percentage of inquiries where reference materials were provided within 5 minutes	287,808 90% 90%	143,904 90% 90%	508,425 124% 128%	177% 124% 128%		
All.a.02 Implementation of Science and Technology Promotion and Advocacy Program	PI set 2 Science and Technology Promotion Services Quantity Number of promotion services rendered Quality Percentage of client who rate the service as satisfactory or better Timeliness Percentage of services rendered monthly	547 90% 90%	274 90% 90%	569 90% 210%	104% 90% 210%		

Prepared by:

BENEDITO P. CASAMAN
Spvg. SRS/ Planning Officer


CECILLE ROSE B. RAMOS
Adm'n. Officer V

Noted by:

ARLENE E. OCMPO
Chief/AD

Approved by:

RAYMUND E. LIBORO
Asec./OIC-STII