




BAR No. 1

QUARTERLY PHYSICAL REPORT OF OPERATION
as of quarter ending March 31, 2015

Department : Department of Science and Technology
Agency : SCIENCE AND TECHNOLOGY INFORMATION INSTITUTE
Organizational Code : 190190000000

x	Current Year Approp.
	Supplemental Approp.
	Continuing Approp.
	Off Budget Account

Particulars	UACS Code	Physical Targets						Total 7=(3+4+5+6)	Physical Accomplishments				Total* 12=(8+9+10+11)	Variance as of June 30	Remarks
		1st Quarter	2nd Quarter	3rd Quarter	4th Quarter	6	8		9	10	11				
Part A															
I. OPERATIONS															
MFO 1: Science and Technology Information Reference Services	301000000														
PI 1: Science and Technology Information Reference Services	101000000														
Number of clients served		71,952	71,952	71,952	71,952	71,952	287,808	404,063					404,063		
Percentage of clients who rate the service as satisfactory or better		90%	90%	90%	90%	90%	90%	98%					98%		
Percentage of inquiries where reference materials were provided within 5 minutes		90%	90%	90%	90%	90%	90%	90%					90%		
PI 2: Science and Technology Promotion Services	102000000														
Number of promotion services rendered		136	137	137	137	137	547	236					236		
Percentage of client who rate the service as satisfactory or better		90%	90%	90%	90%	90%	90%	90%					90%		
Percentage of services rendered monthly		90%	90%	90%	90%	90%	90%	175%					175%		
*average percentage per quarter															
Prepared by:		In coordination with:						Approved by:							
 BENEDITO C. CAGANAAN Spvg. SR/S/Planning Officer		 ARLENE E. CENTENO Chief-FAD						 RAYMUND E. LIBORO Assec-DOST/IOIC-STII							

MONTHLY PHYSICAL PERFORMANCE REPORT

as of January 31, 2015

Department: DEPARTMENT OF SCIENCE AND TECHNOLOGY


Agency: SCIENCE AND TECHNOLOGY INFORMATION INSTITUTE

Programs/Activities/Projects (PIA/Ps)	Major Final Output and Performance Indicators	Physical Targets		Accomplishment	% of Accomp.	Variance	Remarks
		Annual	Jan-June				
(1)	(2)	(3)	(4)	(5)	(6)	(7)	(8)
A.II.a.01 Operation of Science and Technology Center for Information Services	MFO 1: Science and Technology Information Services						
	PI set 1 Science and Technology Information Reference Services						
	Quantity	Number of clients served	287,808	143,904	140,182	49%	
	Quality	Percentage of clients who rate the service as satisfactory or better	90%	90%	97%	97%	
A.II.a.02 Implementation of Science and Technology Promotion and Advocacy Program	Timeliness	Percentage of inquiries where reference materials were provided within 5 minutes	90%	90%	90%	90%	
	PI set 2 Science and Technology Promotion Services						
	Quantity	Number of promotion services rendered	547	274	58	11%	
	Quality	Percentage of client who rate the service as satisfactory or better	90%	90%	90%	90%	
	Timeliness	Percentage of services rendered monthly	90%	90%	129%	51%	

Prepared by:

Approved by:


BENEDICT P. CAGANAN
 Spvg. SRS/ Planning Officer


CECILLE ROSE B. RAMOS
 Adm'n. Officer V

Noted by:


ARLENE E. CENTENO
 Chief-FAD


RAYMUND E. LIBORO
 Asec./OIC-STII

RECEIVED

DATE: 2/1/15
 BY: Alba TIME: 10:30 AM
DOST-PES

09 FEB 2015

MONTHLY PHYSICAL PERFORMANCE REPORT

as of February 28, 2015


Department: DEPARTMENT OF SCIENCE AND TECHNOLOGY

Agency: SCIENCE AND TECHNOLOGY INFORMATION INSTITUTE


Programs/Activities/Projects (P/A/Ps) (1)	Major Final Output and Performance Indicators (2)	Physical Targets		Accomplishment (5)	% of Accomp. (6)	Variance (7)	Remarks (8)
		Annual (3)	Jan-June (4)				
A.II.a.01 Operation of Science and Technology Center for Information Services	MFO 1 : Science and Technology Information Services						
	PI set 1 Science and Technology Information Reference Services						
	Quantity Number of clients served	287,808	143,904	278,540	97%		
	Quality Percentage of clients who rate the service as satisfactory or better	90%	90%	91%	91%		
	Timeliness Percentage of inquiries where reference materials were provided within 5 minutes	90%	90%	96%	96%		
A.II.a.02 Implementation of Science and Technology Promotion and Advocacy Program	PI set 2 Science and Technology Promotion Services						
	Quantity Number of promotion services rendered	547	274	158	29%		
	Quality Percentage of client who rate the service as satisfactory or better	90%	90%	90%	90%		
	Timeliness Percentage of services rendered monthly	90%	90%	176%	176%		

Prepared by:



BENEDICT P. CAGAANAN
 Spvg. SRS/ Planning Officer


CECILLE ROSE B. RAMOS
 Admin. Officer V

Noted by:


ARLENE E. CENTENO
 Chief-FAD

Approved by:


RAYMUND E. LIBORO
 Asec./OIC-STII

MONTHLY PHYSICAL PERFORMANCE REPORT

as of March 31, 2015


Department: DEPARTMENT OF SCIENCE AND TECHNOLOGY

Agency: SCIENCE AND TECHNOLOGY INFORMATION INSTITUTE

Programs/Activities/Projects (P/A/Ps)	Major Final Output and Performance Indicators	Physical Targets		Accomplishment	% of Accomp.	Variance	Remarks
		Annual	Jan-June				
(1)	(2)	(3)	(4)	(5)	(6)	(7)	(8)
A.II.a.01 Operation of Science and Technology Center for Information Services	MFO 1 : Science and Technology Information Services						
	PI set 1 Science and Technology Information Reference Services						
	Quantity Number of clients served	287,808	143,904	404,063	140%		
	Quality Percentage of clients who rate the service as satisfactory or better	90%	90%	98%	98%		
	Timeliness Percentage of inquiries where reference materials were provided within 5 minutes	90%	90%	84%	84%		
A.II.a.02 Implementation of Science and Technology Promotion and Advocacy Program	PI set 2 Science and Technology Promotion Services						
	Quantity Number of promotion services rendered	547	274	236	43%		
	Quality Percentage of client who rate the service as satisfactory or better	90%	90%	90%	90%		
	Timeliness Percentage of services rendered monthly	90%	90%	175%	175%		

Prepared by:


BENEDICT P. CAGAANAN
 Spvg. SRS/Planning Officer


CECILLE ROSE B. RAMOS
 Admin. Officer V

Noted by:


ARLENE E. CENTENO
 Chief-FAD

Approved by:


RAYMUND E. LIBORO
 Asec./OIC-STII