



Republic of the Philippines
DEPARTMENT OF SCIENCE AND TECHNOLOGY
SCIENCE AND TECHNOLOGY INFORMATION INSTITUTE



Department of Science and Technology
Science and Technology Information Institute

Financial Accountability Reports
as of March 31, 2014
as prescribed under
COA and DBM Joint Circular No. 2013-1






Table of Contents

- Annex A** -Statement of Appropriations, Obligations, Disbursements and Balances(SAAODB)
- Annex A.1** -List of Agency Budget Matrix/Special Allotment Release Orders/ Sub-Allotment Release Orders
- Annex B** -Detailed Statement of Current Year's Obligations, Disbursements and Unpaid Obligations
- Annex C** -Summary of Prior Year's Obligations, Disbursements and Unpaid Prior Year Obligations
- Annex D** -Summary Report of Disbursements

STATEMENT OF APPROPRIATIONS, ALLOTMENTS, OBLIGATIONS, DISBURSEMENTS AND BALANCES

As of the Quarter Ending March 31, 2014

Department: DEPARTMENT OF SCIENCE AND TECHNOLOGY
 Agency/Operating Unit : SCIENCE AND TECHNOLOGY INFORMATION INSTITUTE
 Fund: 101

Particulars	Appropriations			Allotment			Current Year Obligations					Current Year Disbursements					Balances			
	Authorized Appropriation	Adjustments	Adjusted Appropriations	Allotments Received	Transfer To	Transfer From	Adjusted Total Allotments	1st Quarter ending March 31	2nd Quarter ending June 30	3rd Quarter ending Sept. 30	4th Quarter ending Dec. 31	Total	1st Quarter ending March 31	2nd Quarter ending June 30	3rd Quarter ending Sept. 30	4th Quarter ending Dec. 31	Total	Unreleased Appro.	Unobligated Allotment	U Obl
1	2	3	(2+3)=4	5	6	7	8 = (5-6+7)	9	10	11	12	13= (9+10+11+12)	14	15	16	17	18= (14+15+16+17)	19= (4-8)	20= (8-13)	21=
I. CURRENT YEAR BUDGET/APPROPRIATIONS																				
A. AGENCY SPECIFIC BUDGET	49,926,000.00	-	49,926,000.00	49,926,000.00	-	-	49,926,000.00	12,379,260.93	-	-	-	12,379,260.93	11,765,667.72	-	-	-	11,765,667.72	-	37,546,739.07	
PS	23,567,000.00		23,567,000.00	23,567,000.00			23,567,000.00	5,972,065.52				5,972,065.52	5,969,565.47				5,969,565.47	-	17,594,934.48	
MOOE	23,659,000.00		23,659,000.00	23,659,000.00			23,659,000.00	5,110,195.41				5,110,195.41	4,499,102.25				4,499,102.25	-	18,548,804.59	
CO	2,700,000.00		2,700,000.00	2,700,000.00			2,700,000.00	1,297,000.00				1,297,000.00	1,297,000.00				1,297,000.00	-	1,403,000.00	
B. SPECIAL PURPOSE FUNDS	-	2,668,862.00	2,668,862.00	2,668,862.00	-	-	2,668,862.00	2,668,862.00	-	-	-	2,668,862.00	2,668,862.00	-	-	-	2,668,862.00	-	-	
PGF		2,668,862.00	2,668,862.00	2,668,862.00			2,668,862.00	2,668,862.00				2,668,862.00	2,668,862.00				2,668,862.00	-	-	
MPBF																		-	-	
C. AUTOMATIC APPROP.	2,050,000.00	-	2,050,000.00	2,050,000.00	-	-	2,050,000.00	487,291.08	-	-	-	487,291.08	487,291.08	-	-	-	487,291.08	-	1,562,708.92	
RLIP	2,050,000.00		2,050,000.00	2,050,000.00			2,050,000.00	487,291.08				487,291.08	487,291.08				487,291.08	-	1,562,708.92	
TOTAL CURRENT YEAR BUDGET /APPROPRIATIONS	51,976,000.00	2,668,862.00	54,644,862.00	54,644,862.00	-	-	54,644,862.00	15,535,414.01	-	-	-	15,535,414.01	14,921,820.80	-	-	-	14,921,820.80	-	39,109,447.99	
II. PRIOR YEAR'S BUDGET / CONTINUING APPROPRIATIONS																				
Balance, beginning of the year																				
D. Prior Year's Obligation	-	-	-	-	-	-	-	-	-	-	-	-	938,441.33	-	-	-	938,441.33	-	-	
PS													283,635.48				283,635.48	-	-	
MOOE													654,805.85				654,805.85	-	-	
CO																		-	-	
E. Continuing Appropriations	2,520,000.00	-	2,520,000.00	2,520,000.00	-	-	2,520,000.00	-	-	-	-	-	-	-	-	-	-	-	2,520,000.00	
MOOE	2,520,000.00		2,520,000.00	2,520,000.00			2,520,000.00											-	2,520,000.00	
TOTAL Prior Year Obligations/Continuing Appropriations	2,520,000.00	-	2,520,000.00	2,520,000.00	-	-	2,520,000.00	-	-	-	-	-	938,441.33	-	-	-	938,441.33	-	2,520,000.00	
GRAND TOTAL	54,496,000.00	2,668,862.00	57,164,862.00	57,164,862.00	-	-	57,164,862.00	15,535,414.01	-	-	-	15,535,414.01	15,860,262.13	-	-	-	15,860,262.13	-	41,629,447.99	

Prepared by:

CECILLE ROSE B. RAMOS
 Administrative Officer V

Certified Correct:


ARLENE E. CENTENO
 Chief/FAD

Approved by:

RAYMUND E. LIBORO
 Asec./OIC, STII
 Date _____

List of Agency Budget Matrix/Special Allotment Release Orders / Sub-Allotment Release Orders
As of March 31, 2014

Department: DEPARTMENT OF SCIENCE AND TECHNOLOGY
Agency/OU: SCIENCE AND TECHNOLOGY INFORMATION INSTITUTE
Fund: 101

No.	ABM/SARO/Sub-ARO No.	Date of ABM SARO/Sub-ARO	Fund Source Reg/SPF/etc.	Allotments				Sub-Allotment to Regions/Operating Units				Total Allotments
				PS	MOOE	CO	Total	PS	MOOE	CO	Total	
1	2	3	4	5	6	7	8=(5+6+7)	9	10	11	12=(9+10+11)	13=(8-12)
A. Allotments received from DBM												
1	GAA 2014 (R.A. 10633)	January 1, 2014	General Appropriations, FY 2014 General Appropriations Act, RA 10633	23,567,000.00	23,659,000.00	2,700,000.00	49,926,000.00					49,926,000.00
2	GARO 2014-1	January 2, 2014	Automatic Appropriations, FY 2014 General Appropriations Act, RA 10633	2,050,000.00			2,050,000.00					2,050,000.00
3	SARO-BMB-E-14-0000258	January 23, 2014	Pension and Gratuity Fund, FY 2014 General Appropriations Act, RA 10633	176,572.00			176,572.00					176,572.00
4	SARO-BMB-E-14-0001656	February 25, 2014	Pension and Gratuity Fund, FY 2014 General Appropriations Act, RA 10633	54,388.00			54,388.00					54,388.00
5	SARO-BMB-E-14-0003237	March 24, 2014	Pension and Gratuity Fund, FY 2014 General Appropriations Act, RA 10633	2,437,902.00			2,437,902.00					2,437,902.00
6							-					-
7							-					-
8							-					-
9							-					-
10							-					-
	Sub-total			28,285,862.00	23,659,000.00	2,700,000.00	54,644,862.00	-	-	-	-	54,644,862.00
B. Prior Year's Allotment												
Continuing Appropriations												
1	ABM-BMB-E-13-0004840	January 11, 2013	General Appropriations, FY 2013 General Appropriations Act, RA 10352		2,520,000.00		2,520,000.00					2,520,000.00
	Sub-Total			-	2,520,000.00	-	2,520,000.00	-	-	-	-	2,520,000.00
	Total Allotments			28,285,862.00	26,179,000.00	2,700,000.00	57,164,862.00	-	-	-	-	57,164,862.00


Prepared by:


CECILLE ROSE B. RAMOS
Administrative Officer V

Certified Correct:


ROSIE R. ALMOCERA
OIC-FAD

Approved by:


RAYMUND E. LIBORO
Asec./OIC, STII

Date

DETAILED STATEMENT OF CURRENT YEAR'S OBLIGATIONS, DISBURSEMENTS AND UNPAID OBLIGATIONS
As of March 31, 2014

Department: DEPARTMENT OF SCIENCE AND TECHNOLOGY
Agency/Operating Units : SCIENCE AND TECHNOLOGY INFORMATION INSTITUTE
Fund: 101

Program/Activity/Project (P/A/P) and Account Title	UACS code	Current Year Obligations					Disbursements					Balance Unpaid Obligations	Breakdown of Unpaid Obligations	
		1st Quarter ending March 31	2nd Quarter ending June 30	3rd Quarter ending Sept. 30	4th Quarter ending Dec. 31	Total	1st Quarter ending March 31	2nd Quarter ending June 30	3rd Quarter ending Sept. 30	4th Quarter ending Dec. 31	Total		Accounts Payable	Obligations Not Yet Due and Demandable
1	2	3	4	5	6	7	8	9	10	11	12	13 = (7-12) = (14+15)	14	15
CURRENT YEAR BUDGET/APPROPRIATIONS														
1. AGENCY SPECIFIC BUDGET														
PERSONNEL SERVICES		5,972,065.52	-	-	-	5,972,065.52	5,969,565.47	-	-	-	5,969,565.47	2,500.05	-	-
Salaries and Wages - Regular	50101010 00													
Basic Salary- Civilian	50101010 01	4,083,147.17				4,083,147.17	4,080,647.17				4,080,647.17	2,500.00		
OTHER COMPENSATION	50102000 00					-					-			
PERA- Civilian	50102010 01	306,000.00				306,000.00	306,000.00				306,000.00			
Representation Allowance (RA)	50102020 00	45,000.00				45,000.00	45,000.00				45,000.00			
Transportation Allowance (TA)	50102030 01	45,000.00				45,000.00	45,000.00				45,000.00			
Uniform/Clothing Allowance	50102040 00	240,000.00				240,000.00	240,000.00				240,000.00			
Productivity Incentive Allowance-Civilian	50102080 01	102,000.00				102,000.00	102,000.00				102,000.00			
Yearend Bonus- Civilian	50102140 01					-					-			
Subsistence Allowance	50102050 02	429,810.00				429,810.00	429,810.00				429,810.00			
Laundry Allowance	50102060 03	72,408.68				72,408.68	72,408.68				72,408.68			
Hazard Pay	50102110 04					-					-			
Longevity Pay	50102120 03	571,355.50				571,355.50	571,355.50				571,355.50			
Cash Gift	50102150 01					-					-			
Collective Negotiation Agreement Intensive- Civilian	50102990 11					-					-			
Productivity Enhancement Incentive- Civilian	50102990 12					-					-			
Performance Based Bonus- Civilian	50102990 14					-					-			
PERSONNEL BENEFIT CONTRIBUTIONS	50103000 00					-					-			
Pag-ibig-Civilian	50103020 01	15,200.00				15,200.00	15,200.00				15,200.00			
PhilHealth- Civilian	5010303001	46,987.55				46,987.55	46,987.50				46,987.50	0.05		
ECIP- Civilian	5010304001	15,156.62				15,156.62	15,156.62				15,156.62			
						-					-			
MAINTENANCE AND OTHER OPERATING EXPENSES		4,462,560.03	-	-	-	4,462,560.03	3,947,362.38	-	-	-	3,947,362.38	515,197.65	-	-
TRAVELING EXPENSES	5020100000													
Traveling Expenses - Local	5020101000	1,111,622.70				1,111,622.70	1,111,355.20				1,111,355.20	267.50		
Traveling Expenses - Foreign	5020102000													
TRAINING & SCHOLARSHIP EXPENSES	5020200000													
Training Expenses	5020201000	249,796.80				249,796.80	249,796.80				249,796.80			
SUPPLIES & MATERIALS EXPENSES	5020300000													
Office Supplies Expenses	5020301000	598,205.80				598,205.80	356,044.93				356,044.93	242,160.87		
Accountable Forms Expenses	5020302000	700.00				700.00	700.00				700.00			
Fuel, Oil and Lubricants Expenses	5020309000	65,900.73				65,900.73	65,900.27				65,900.27	0.46		

DETAILED STATEMENT OF CURRENT YEAR'S OBLIGATIONS, DISBURSEMENTS AND UNPAID OBLIGATIONS
As of March 31, 2014

Department: DEPARTMENT OF SCIENCE AND TECHNOLOGY
Agency/Operating Units : SCIENCE AND TECHNOLOGY INFORMATION INSTITUTE
Fund: 101

Program/Activity/Project (P/A/P) and Account Title	UACS code	Current Year Obligations					Disbursements					Balance Unpaid Obligations	Breakdown of Unpaid Obligations	
		1st Quarter ending March 31	2nd Quarter ending June 30	3rd Quarter ending Sept. 30	4th Quarter ending Dec. 31	Total	1st Quarter ending March 31	2nd Quarter ending June 30	3rd Quarter ending Sept. 30	4th Quarter ending Dec. 31	Total		Accounts Payable	Obligations Not Yet Due and Demandable
1	2	3	4	5	6	7	8	9	10	11	12	13= (7-12) (14+15)	14	15
CURRENT YEAR BUDGET/APPROPRIATIONS														
1. AGENCY SPECIFIC BUDGET														
PERSONNEL SERVICES		<u>5,972,065.52</u>	-	-	-	<u>5,972,065.52</u>	<u>5,969,565.47</u>	-	-	-	<u>5,969,565.47</u>	<u>2,500.05</u>	-	-
Salaries and Wages - Regular	50101010 00													
Basic Salary- Civilian	50101010 01	4,083,147.17				4,083,147.17	4,080,647.17				4,080,647.17	2,500.00		
OTHER COMPENSATION	50102000 00					-					-			
PERA- Civilian	50102010 01	306,000.00				306,000.00	306,000.00				306,000.00	-		
Representation Allowance (RA)	50102020 00	45,000.00				45,000.00	45,000.00				45,000.00	-		
Transportation Allowance (TA)	50102030 01	45,000.00				45,000.00	45,000.00				45,000.00	-		
Uniform/Clothing Allowance	50102040 00	240,000.00				240,000.00	240,000.00				240,000.00	-		
Productivity Incentive Allowance-Civilian	50102080 01	102,000.00				102,000.00	102,000.00				102,000.00	-		
Yearend Bonus- Civilian	50102140 01					-					-			
Subsistence Allowance	50102050 02	429,810.00				429,810.00	429,810.00				429,810.00	-		
Laundry Allowance	50102060 03	72,408.68				72,408.68	72,408.68				72,408.68	-		
Hazard Pay	50102110 04					-					-			
Longevity Pay	50102120 03	571,355.50				571,355.50	571,355.50				571,355.50	-		
Cash Gift	50102150 01					-					-			
Collective Negotiation Agreement Intensive- Civilian	50102990 11					-					-			
Productivity Enhancement Incentive- Civilian	50102990 12					-					-			
Performance Based Bonus- Civilian	50102990 14					-					-			
PERSONNEL BENEFIT CONTRIBUTIONS	50103000 00					-					-			
Pag-ibig-Civilian	50103020 01	15,200.00				15,200.00	15,200.00				15,200.00	-		
PhilHealth- Civilian	5010303001	46,987.55				46,987.55	46,987.50				46,987.50	0.05		
ECIP- Civilian	5010304001	15,156.62				15,156.62	15,156.62				15,156.62	-		
						-					-			
MAINTENANCE AND OTHER OPERATING EXPENSES		<u>4,462,560.03</u>	-	-	-	<u>4,462,560.03</u>	<u>3,947,362.38</u>	-	-	-	<u>3,947,362.38</u>	<u>515,197.65</u>	-	-
TRAVELING EXPENSES	5020100000													
Traveling Expenses - Local	5020101000	1,111,622.70				1,111,622.70	1,111,355.20				1,111,355.20	267.50		
Traveling Expenses - Foreign	5020102000													
TRAINING & SCHOLARSHIP EXPENSES	5020200000													
Training Expenses	5020201000	249,796.80				249,796.80	249,796.80				249,796.80	-		
SUPPLIES & MATERIALS EXPENSES	5020300000													
Office Supplies Expenses	5020301000	598,205.80				598,205.80	356,044.93				356,044.93	242,160.87		
Accountable Forms Expenses	5020302000	700.00				700.00	700.00				700.00	-		
Fuel, Oil and Lubricants Expenses	5020309000	65,900.73				65,900.73	65,900.27				65,900.27	0.46		

DETAILED STATEMENT OF CURRENT YEAR'S OBLIGATIONS, DISBURSEMENTS AND UNPAID OBLIGATIONS

As of March 31, 2014

Department: DEPARTMENT OF SCIENCE AND TECHNOLOGY

Agency/Operating Units : SCIENCE AND TECHNOLOGY INFORMATION INSTITUTE

Fund: 101

Program/Activity/Project (P/A/P) and Account Title	UACS code	Current Year Obligations					Disbursements					Balance Unpaid Obligations	Breakdown of Unpaid Obligations	
		1st Quarter ending March 31	2nd Quarter ending June 30	3rd Quarter ending Sept. 30	4th Quarter ending Dec. 31	Total	1st Quarter ending March 31	2nd Quarter ending June 30	3rd Quarter ending Sept. 30	4th Quarter ending Dec. 31	Total		Accounts Payable	Obligations Not Yet Due and Demandable
1	2	3	4	5	6	7	8	9	10	11	12	13= (7-12) = (14+15)	14	15
Textbooks & Instructional Materials Expenses	5020311001					-					-	-		
Other Supplies & Materials Expenses	5020399000	91,578.50				91,578.50	1,918.50				1,918.50	89,660.00		
UTILITY EXPENSES	5020400000					-					-	-		
Water Expenses	5020401000	7,599.66				7,599.66	7,599.66				7,599.66	-		
Electricity Expenses	5020402000	585,538.15				585,538.15	585,538.15				585,538.15	-		
COMMUNICATION EXPENSES	5020500000					-					-	-		
Postage and Courier Expenses	5020501000	6,446.04				6,446.04	6,446.04				6,446.04	-		
Telephone Expenses	5020502000					-					-	-		
- Mobile	5020502001	31,035.16				31,035.16	31,035.16				31,035.16	-		
- Landline	5020502002	78,837.66				78,837.66	78,837.66				78,837.66	-		
Internet Subscription Expenses	5020503000	36,056.96				36,056.96	36,056.96				36,056.96	-		
Cable, Satellite, Telegraph & Radio Expenses	5020504000					-					-	-		
CONFIDENTIAL, INTELLIGENCE & EXTRA-						-					-	-		
ORDINARY EXPENSES	5021000000					-					-	-		
Extraordinary Expenses	5021003000	29,400.00				29,400.00	29,400.00				29,400.00	-		
PROFESSIONAL SERVICES	5021100000					-					-	-		
Auditing Services	5021102000	7,435.44				7,435.44	7,435.44				7,435.44	-		
Other Professional Services	5021199000	13,145.00				13,145.00	12,545.00				12,545.00	600.00		
GENERAL SERVICES	5021200000					-					-	-		
Janitorial Services	5021202000	197,885.40				197,885.40	197,885.40				197,885.40	-		
Security Services	5021203000	193,135.32				193,135.32	154,323.50				154,323.50	38,811.82		
REPAIRS AND MAINTENANCE	5021300000					-					-	-		
Building & Other Structures	5021304000	10,000.00				10,000.00	10,000.00				10,000.00	-		
Machinery & Equipment	5021305000	72,900.00				72,900.00	66,900.00				66,900.00	6,000.00		
Transportation Equipment	5021306000	15,000.00				15,000.00	15,000.00				15,000.00	-		
Furnitures & Fixtures	5021307000					-					-	-		
Other Property, Plant and Equipment	5021399000					-					-	-		
FINANCIAL ASSISTANCE/SUBSIDY	5021400000					-					-	-		
Financial Assistance to NGAs	5021402000					-					-	-		
TAXES, INSURANCE PREMIUMS & OTHER FEES						-					-	-		
Taxes, Duties & Licenses	5021501000	4,958.12				4,958.12	4,958.12				4,958.12	-		
Fidelity Bond Premiums	5021502000	15,000.00				15,000.00	15,000.00				15,000.00	-		
Insurance Expenses	5021503000	9,588.02				9,588.02	9,588.02				9,588.02	-		

DETAILED STATEMENT OF CURRENT YEAR'S OBLIGATIONS, DISBURSEMENTS AND UNPAID OBLIGATIONS

As of March 31, 2014

Department: DEPARTMENT OF SCIENCE AND TECHNOLOGY

Agency/Operating Units : SCIENCE AND TECHNOLOGY INFORMATION INSTITUTE

Fund: 101

Program/Activity/Project (P/A/P) and Account Title	UACS code	Current Year Obligations					Disbursements					Balance Unpaid Obligations	Breakdown of Unpaid Obligations	
		1st Quarter ending March 31	2nd Quarter ending June 30	3rd Quarter ending Sept. 30	4th Quarter ending Dec. 31	Total	1st Quarter ending March 31	2nd Quarter ending June 30	3rd Quarter ending Sept. 30	4th Quarter ending Dec. 31	Total		Accounts Payable	Obligations Not Yet Due and Demandable
1	2	3	4	5	6	7	8	9	10	11	12	13= (7-12) = (14+15)	14	15
LABOR AND WAGES	5021600000					-					-	-		
Labor and Wages	5021601000	602,162.89				602,162.89	602,162.89				602,162.89	-		
OTHER MAINT. & OPERATING EXPENSES	5029900000					-					-	-		
Advertising Expenses	5029901000	22,848.00				22,848.00	22,848.00				22,848.00	-		
Printing and Publication Expenses	5029902000	185,999.00				185,999.00	48,302.00				48,302.00	137,697.00		
Representation Expenses	5029903000	100,832.76				100,832.76	100,832.76				100,832.76	-		
Transportation & Delivery Expenses	5029904000					-					-	-		
RENT/LEASE EXPENSE	5029905000					-					-	-		
Rents - Building & Structure	5029905001					-					-	-		
Rents - Land	5029905002					-					-	-		
Rents - Motor Vehicles	5029905003					-					-	-		
Rents - Equipment	5029905005	86,309.92				86,309.92	86,309.92				86,309.92	-		
Membership Dues & Contributions to Organizations	5029906000					-					-	-		
Subscription Expenses	5029907000	32,642.00				32,642.00	32,642.00				32,642.00	-		
						-					-	-		
CAPITAL OUTLAY		1,297,000.00				1,297,000.00	1,297,000.00				1,297,000.00	-		
Transportation Equipment - Motor Vehicles	50604060 01	1,297,000.00				1,297,000.00	1,297,000.00				1,297,000.00	-		
						-					-	-		
2. PROJECTS						-					-	-		
I. Locally funded Projects						-					-	-		
a. Strategic Communication Intervention for NOAH Program						-					-	-		
						-					-	-		
MAINTENANCE AND OTHER OPERATING EXPENSES		647,635.38				647,635.38	551,739.87				551,739.87	95,895.51		
Traveling Expenses - Local	5020101000	128,110.95				128,110.95	112,350.95				112,350.95	15,760.00		
Training Expenses	5020201000					-					-	-		
Office Supplies Expenses	5020301000	25,748.40				25,748.40	25,748.40				25,748.40	-		
Fuel, Oil and Lubricants Expenses	5020309000					-					-	-		
Other Supplies & Materials Expenses	5020399000					-					-	-		
Electricity Expenses	5020402000					-					-	-		
Telephone-Mobile	5020502001	2,562.36				2,562.36	2,562.36				2,562.36	-		
Telephone-Landline	5020502002					-					-	-		
Internet Subscription Expenses	5020503000					-					-	-		
Other Professional Services	5021199000	491,213.67				491,213.67	411,078.16				411,078.16	80,135.51		
Printing and Publication Expenses	5029902000					-					-	-		
Representation Expenses	5029903000					-					-	-		
Transportation & Delivery Expenses	5029904000					-					-	-		
Rents - Equipment	5029905005					-					-	-		
						-					-	-		
SUB-TOTAL CURRENT YEAR ALLOTMENT		12,379,260.93				12,379,260.93	11,765,667.72				11,765,667.72	613,593.21		

DETAILED STATEMENT OF CURRENT YEAR'S OBLIGATIONS, DISBURSEMENTS AND UNPAID OBLIGATIONS
As of March 31, 2014

Department: DEPARTMENT OF SCIENCE AND TECHNOLOGY
Agency/Operating Units : SCIENCE AND TECHNOLOGY INFORMATION INSTITUTE
Fund: 101

Program/Activity/Project (P/A/P) and Account Title	UACS code	Current Year Obligations					Disbursements					Balance Unpaid Obligations	Breakdown of Unpaid Obligations	
		1st Quarter ending March 31	2nd Quarter ending June 30	3rd Quarter ending Sept. 30	4th Quarter ending Dec. 31	Total	1st Quarter ending March 31	2nd Quarter ending June 30	3rd Quarter ending Sept. 30	4th Quarter ending Dec. 31	Total		Accounts Payable	Obligations Not Yet Due and Demandable
1	2	3	4	5	6	7	8	9	10	11	12	13= (7-12) = (14+15)	14	15
B. SPECIAL PURPOSE FUND														
Pension and Gratuity Fund						-						-		
Terminal Leave Benefits	50104030 01	2,668,862.00				2,668,862.00	2,668,862.00				2,668,862.00	-		
						-						-		
SUB-TOTAL SPECIAL PURPOSE FUND		2,668,862.00	-	-	-	2,668,862.00	2,668,862.00	-	-	-	2,668,862.00	-	-	-
C. AUTOMATIC APPROPRIATIONS														
Retirement and Life Insurance Premium												-		
Life and Retirement Insurance Contributions	50103010 00	487,291.08				487,291.08	487,291.08				487,291.08	-		
												-		
SUB-TOTAL AUTOMATIC APPROPRIATIONS		487,291.08	-	-	-	487,291.08	487,291.08	-	-	-	487,291.08	-	-	-
TOTAL CURRENT YEAR APPROPRIATION		15,535,414.01	-	-	-	15,535,414.01	14,921,820.80	-	-	-	14,921,820.80	613,593.21	-	-
II. PRIOR YEARS' BUDGET/CONTINUING APPROPRIATION														
Balance, beginning of the year												1,002,778.89	1,002,778.89	
D. PRIOR YEAR'S OBLIGATIONS														
PERSONNEL SERVICES														
Hazard Pay	50102110 04					-	283,635.48				283,635.48	(283,635.48)	(283,635.48)	
Sub-Total PS						-	283,635.48	-	-	-	283,635.48	(283,635.48)	(283,635.48)	-
MAINTENANCE AND OTHER OPERATING EXPENSES														
Office Supplies Expenses	5020301000					-	8,966.00				8,966.00	(8,966.00)	(8,966.00)	
Other Supplies & Materials Expenses	5020399000					-	40,000.00				40,000.00	(40,000.00)	(40,000.00)	
Security Services	5021203000					-	37,825.04				37,825.04	(37,825.04)	(37,825.04)	
Printing and Publication Expenses	5029902000					-	562,870.00				562,870.00	(562,870.00)	(562,870.00)	
Subscription Expenses	5029907000					-					-	-	-	
Telephone - Landline	5020502002					-	2,144.81				2,144.81	(2,144.81)	(2,144.81)	
Other Professional Services	5021199000					-	3,000.00				3,000.00	(3,000.00)	(3,000.00)	
Sub-total MOOE						-	654,805.85	-	-	-	654,805.85	(654,805.85)	(654,805.85)	-

2
A


DETAILED STATEMENT OF CURRENT YEAR'S OBLIGATIONS, DISBURSEMENTS AND UNPAID OBLIGATIONS
As of March 31, 2014

Department: DEPARTMENT OF SCIENCE AND TECHNOLOGY
Agency/Operating Units : SCIENCE AND TECHNOLOGY INFORMATION INSTITUTE
Fund: 101

Program/Activity/Project (P/A/P) and Account Title	UACS code	Current Year Obligations					Disbursements					Balance Unpaid Obligations	Breakdown of Unpaid Obligations	
		1st Quarter ending March 31	2nd Quarter ending June 30	3rd Quarter ending Sept. 30	4th Quarter ending Dec. 31	Total	1st Quarter ending March 31	2nd Quarter ending June 30	3rd Quarter ending Sept. 30	4th Quarter ending Dec. 31	Total		Accounts Payable	Obligations Not Yet Due and Demandable
1	2	3	4	5	6	7	8	9	10	11	12	13 = (7-12) = (14+15)	14	15
CAPITAL OUTLAY														
Buildings	50604040 01	-	-	-	-	-	-	-	-	-	-	-	-	-
Sub-total CO		-	-	-	-	-	-	-	-	-	-	-	-	-
E. CONTINUING APPROPRIATIONS														
MAINTENANCE AND OTHER OPERATING EXPENSES														
Financial Assistance to NGAs	5021402000	-	-	-	-	-	-	-	-	-	-	-	-	-
Sub-total Continuing Appropriations		-	-	-	-	-	-	-	-	-	-	-	-	-
Total PRIOR YEAR'S BUDGET/CONTINUING APPROPRIATION		-	-	-	-	-	938,441.33	-	-	-	938,441.33	(938,441.33)	(938,441.33)	-
GRAND SUMMARY														
Balance, Beginning of the year												1,002,778.89	1,002,778.89	
PS-CURRENT YEAR		9,128,218.60	-	-	-	9,128,218.60	9,125,718.55	-	-	-	9,125,718.55	2,500.05	-	-
PS-PRIOR YEAR		-	-	-	-	-	283,635.48	-	-	-	283,635.48	(283,635.48)	(283,635.48)	-
MOOE-CURRENT YEAR		5,110,195.41	-	-	-	5,110,195.41	4,499,102.25	-	-	-	4,499,102.25	611,093.16	-	-
MOOE-PRIOR YEAR		-	-	-	-	-	654,805.85	-	-	-	654,805.85	(654,805.85)	(654,805.85)	-
CO-CURRENT YEAR		1,297,000.00	-	-	-	1,297,000.00	1,297,000.00	-	-	-	1,297,000.00	-	-	-
CO-PRIOR YEAR		-	-	-	-	-	-	-	-	-	-	-	-	-
GRAND TOTAL		15,535,414.01	-	-	-	15,535,414.01	15,860,262.13	-	-	-	15,860,262.13	677,930.77	64,337.56	-

Prepared by:

CECILIE ROSE B. RAMOS
Administrative Officer V

Certified correct by:

ARLENE E. CENTENO
Chief FAD

Approved by:

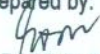
RAYMUND E. LIBORO
Asec./OIC-STII
Date _____

SUMMARY OF PRIOR YEAR'S OBLIGATIONS, DISBURSEMENTS AND UNPAID PRIOR YEAR OBLIGATIONS
For the Period Ending March 31, 2014

Department: DEPARTMENT OF SCIENCE AND TECHNOLOGY
Agency/Operating Units :SCIENCE AND TECHNOLOGY INFORMATION INSTITUTE
Fund: 101


Annex C

Particulars	PRIOR YEAR'S OBLIGATIONS			DISBURSEMENTS					Unpaid Obligations
	Balance Beginning of the year	Adjustments	Adjusted Balance	1st Quarter ending March 31	2nd Quarter ending June 30	3rd Quarter ending Sept. 30	4th Quarter ending Dec. 31	Total	
1	2	3	(2+3)=4	5	6	7	8	9 = (5+6+7+8)	10
I. PRIOR YEARS' ACCOUNTS PAYABLE									
Personnel Services	283,635.48		283,635.48	283,635.48				283,635.48	-
Maintenance & Other Operating Expenses	665,906.99	5,144.81	671,051.80	654,805.85				654,805.85	16,245.95
Capital Outlays	48,091.61		48,091.61					-	48,091.61
TOTAL	997,634.08	5,144.81	1,002,778.89	938,441.33	-	-	-	938,441.33	64,337.56
II. OBLIGATIONS NOT YET DUE AND DEMANDABLE									
Personnel Services									
Maintenance & Other Operating Expenses									
Capital Outlays									
TOTAL									
GRAND TOTAL	997,634.08	5,144.81	1,002,778.89	938,441.33	-	-	-	938,441.33	64,337.56

Prepared by:

CECILLE ROSE B. RAMOS
Administrative Officer V

Certified correct by:

ARLENE E. CENTENO
Chief-FAD

Approved by:

RAYMUND E. LIBORO
Asec./OIC, STII

SUMMARY REPORT OF DISBURSEMENTS

As of March 31, 2014

Annex D

Department : Department of Science and Technology
 Agency : Science and Technology Information Institute
 Fund : 101

Government Service Bank: Land Bank - Bicutan
 MDS Acct.No. 2182-90007-1 / 2182-90046-2

PARTICULARS (1)	CURRENT YEAR BUDGET				PRIOR YEAR'S BUDGET				PRIOR YEARS' OBLIGATIONS				SUB-TOTAL (5) = 2+3+4	TRUST LIABILITIES				Others (7)	GRAND TOTAL				Remarks (9)
	PS	MOOE	CO	TOTAL	PS	MOOE	CO	TOTAL	PS	MOOE	CO	TOTAL		PS	MOOE	CO	TOTAL		PS	MOOE	CO	TOTAL	
FIRST QUARTER																							
Notice of Cash Allocation	8,291,529.38	4,467,808.73	1,227,517.85	13,986,855.96					283,635.48	341,075.58	537,912.04	1,162,623.10	16,149,479.06					8,575,164.86	4,808,884.31	1,765,429.89	15,149,479.06		
MDS Checks Issued																							
Regular	5,622,867.38	4,467,808.73	1,227,517.85	11,317,993.96					283,635.48	341,075.58	537,912.04	1,162,623.10	12,480,617.06					5,906,302.86	4,808,884.31	1,765,429.89	12,480,617.06		
Terminal Leave Benefit	2,668,862.00			2,668,862.00									2,668,862.00					2,668,862.00			2,668,862.00		
Advice to Debit Account																							
Tax Remittance Advices Issued	739,631.98	257,740.64	-	997,372.62									997,372.62					739,631.98	257,740.64	-	997,372.62		
Cash Disbursement Ceiling																							
Non-Cash Availment Authority																							
TOTAL	9,031,161.36	4,726,549.37	1,227,517.85	14,984,228.58					283,635.48	341,075.58	537,912.04	1,162,623.10	16,146,851.68					9,314,796.84	5,066,624.95	1,765,429.89	16,146,851.68		
SECOND QUARTER																							
Notice of Cash Allocation																							
MDS Checks Issued																							
Advice to Debit Account																							
Tax Remittance Advices Issued																							
Cash Disbursement Ceiling																							
Non-Cash Availment Authority																							
TOTAL	-	-	-	-																			
THIRD QUARTER																							
Notice of Cash Allocation																							
MDS Checks Issued																							
Regular																							
Terminal Leave Benefits																							
Advice to Debit Account																							
Tax Remittance Advices Issued																							
Cash Disbursement Ceiling																							
Non-Cash Availment Authority																							
TOTAL	-	-	-	-																			
FOURTH QUARTER																							
Notice of Cash Allocation																							
MDS Checks Issued																							
Regular																							
Terminal Leave Benefits																							
Advice to Debit Account																							
Tax Remittance Advices Issued																							
Cash Disbursement Ceiling																							
Non-Cash Availment Authority																							
TOTAL	-	-	-	-																			
GRAND TOTAL	9,031,161.36	4,726,549.37	1,227,517.85	14,984,228.58	-	-	-	-	283,635.48	341,075.58	537,912.04	1,162,623.10	16,146,851.68	-	-	-	-	9,314,796.84	5,066,624.95	1,765,429.89	16,146,851.68		

Certified Correct:

CECILLE ROSE B. RAMOS
Admin Officer V

Date:

MARILOU C. LELIAN
Accountant III

Date:

4/2/14

Approved By:

RAYMUND E. LIBORO
Asoc.-DOST & OIC-STII

Date:

136135



REPUBLIC OF THE PHILIPPINES
DEPARTMENT OF BUDGET AND MANAGEMENT

MALACAÑANG, MANILA

ACKNOWLEDGEMENT RECEIPT

The **Department of Budget and Management** hereby acknowledges the receipt of your letter/request which has been uploaded to the DBM-Document Management System and routed to the appropriate office/s with the following information:


Sender: DOST - STII - PERSONAL DELIVERY (WITH BINDER)
Document Title: DOST-STII-FINANCIAL ACCOUNTABILITY REPORTS AS OF MARCH 31, 2014
Document Reference No: 2014-BE-013467
Date and Time Uploaded: Friday, May 09, 2014 4:21:32 PM
Uploaded By: RECEIVING 3
Routed To: BMB-E Susana Julian
CC:

Total no of pages received: 1 copy and 1 page

The determination of the completeness of the documentary requirements submitted, if any, is subject to the evaluation of the technical person in charge.

This receipt is system generated and does not require signature.

Received by:



Department of Budget and Management

**DOCUMENT
MANAGEMENT
SYSTEM**