

Department
 Agency
 Operating Unit
 Organization Code (UACS)

: Department of Science and Technology (DOST)
 : Science and Technology Information Institute
 : 000000000
 : 190190000000

(In Thousand Pesos)

Particulars	UACS CODE	Total Programs	Tax Rem Advice (TRA)	Net Program	Full Year Requirement																
					Quarter 1				Quarter 2				Quarter 3				Quarter 4				Full Year
					Jan	Feb	March	Sub Total	April	May	June	Sub Total	July	Aug	Sep	Sub Total	Oct	Nov	Dec	Sub Total	Total
6	7	8	9=6+7+8	10	11	12	13=10+11+12	14	15	16	17=14+15+16	18	19	20	21=18+19+20	22					
Part A																					
I. Notice Cash Allocation																					
A. Fiscal Year's (FY) Budget																					
New GAA																					
Comprehensive Release																					
Specific Budget of National Govt. Agencies (Programs and Locally Funded projects)																					
PS		23,567	1,366	22,201	1,680	1,939	1,783	5,402	1,680	2,521	1,679	5,880	1,679	1,679	1,679	5,037	1,679	2,521	1,682	5,882	22,201
MOOE		23,659	1,183	22,476	2,162	2,161	2,162	6,485	2,161	2,162	1,896	6,219	1,900	1,493	1,492	4,885	1,541	1,541	1,805	4,887	22,476
FinEx		0	0	0	0	0	0	0	0	0	0	0	0	0	0	0	0	0	0	0	0
CO		2,700	135	2,565	0	0	2,565	2,565	0	0	0	0	0	0	0	0	0	0	0	0	2,565
Automatic Appropriation																					
RLIP (PS)		2,050	0	2,050	171	171	170	512	171	171	171	513	171	171	170	512	171	171	171	513	2,050
Total Program, FY Budget		0	0	0	0	0	0	0	0	0	0	0	0	0	0	0	0	0	0	0	0
PS		25,617	1,366	24,251	1,851	2,110	1,953	5,914	1,851	2,692	1,850	6,393	1,850	1,850	1,849	5,549	1,850	2,692	1,853	6,395	24,251
MOOE		23,659	1,183	22,476	2,162	2,161	2,162	6,485	2,161	2,162	1,896	6,219	1,900	1,493	1,492	4,885	1,541	1,541	1,805	4,887	22,476
FinEx		0	0	0	0	0	0	0	0	0	0	0	0	0	0	0	0	0	0	0	0
CO		2,700	135	2,565	0	0	2,565	2,565	0	0	0	0	0	0	0	0	0	0	0	0	2,565
B. Prior Year (PY) Obligation																					
Prior Year Accounts Payable																					
PS		0	0	0	0	0	0	0	0	0	0	0	0	0	0	0	0	0	0	0	0
MOOE		0	0	0	0	0	0	0	0	0	0	0	0	0	0	0	0	0	0	0	0
FinEx		0	0	0	0	0	0	0	0	0	0	0	0	0	0	0	0	0	0	0	0
CO		0	0	0	0	0	0	0	0	0	0	0	0	0	0	0	0	0	0	0	0
Not yet Due and Demandable																					
PS		0	0	0	0	0	0	0	0	0	0	0	0	0	0	0	0	0	0	0	0
MOOE		0	0	0	0	0	0	0	0	0	0	0	0	0	0	0	0	0	0	0	0
FinEx		0	0	0	0	0	0	0	0	0	0	0	0	0	0	0	0	0	0	0	0
CO		0	0	0	0	0	0	0	0	0	0	0	0	0	0	0	0	0	0	0	0
Total Program PY Obligation																					
PS		0	0	0	0	0	0	0	0	0	0	0	0	0	0	0	0	0	0	0	0
MOOE		0	0	0	0	0	0	0	0	0	0	0	0	0	0	0	0	0	0	0	0
FinEx		0	0	0	0	0	0	0	0	0	0	0	0	0	0	0	0	0	0	0	0
CO		0	0	0	0	0	0	0	0	0	0	0	0	0	0	0	0	0	0	0	0
Total NCA Program																					
PS		25,617	1,366	24,251	1,851	2,110	1,953	5,914	1,851	2,692	1,850	6,393	1,850	1,850	1,849	5,549	1,850	2,692	1,853	6,395	24,251
MOOE		23,659	1,183	22,476	2,162	2,161	2,162	6,485	2,161	2,162	1,896	6,219	1,900	1,493	1,492	4,885	1,541	1,541	1,805	4,887	22,476
FinEx		0	0	0	0	0	0	0	0	0	0	0	0	0	0	0	0	0	0	0	0
CO		2,700	135	2,565	0	0	2,565	2,565	0	0	0	0	0	0	0	0	0	0	0	0	2,565

GEN SA
 RE
 JAN 10 2014
 BY: J. ISAPA

Handwritten signatures and initials.

FY 2014 MONTHLY DISBURSEMENT PROGRAM
(In Thousand Pesos)

Department : Department of Science and Technology (DOST)
 Agency : Science and Technology Information Institute
 Operating Unit : 000000000
 Organization Code (UACS) : 190190000000


Particulars	UACS CODE	Total Programs	Tax Rem Advice (TRA)	Net Program	Full Year Requirement																
					Quarter 1				Quarter 2				Quarter 3				Quarter 4				Full Year
					Jan	Feb	March	Sub Total	April	May	June	Sub Total	July	Aug	Sep	Sub Total	Oct	Nov	Dec	Sub Total	Total
6	7	8	9=6+7+8	10	11	12	13=10+11+12	14	15	16	17=14+15+16	18	19	20	21=18+19+20	22					
II. Cash Disbursement Ceiling(for DFA and DOLE only), FY Budget																					
PS		0	0	0	0	0	0	0	0	0	0	0	0	0	0	0	0	0	0	0	0
MOOE		0	0	0	0	0	0	0	0	0	0	0	0	0	0	0	0	0	0	0	0
FinEx		0	0	0	0	0	0	0	0	0	0	0	0	0	0	0	0	0	0	0	0
CO		0	0	0	0	0	0	0	0	0	0	0	0	0	0	0	0	0	0	0	0
II. Non-Cash Availment Authority																					
PS		0	0	0	0	0	0	0	0	0	0	0	0	0	0	0	0	0	0	0	0
MOOE		0	0	0	0	0	0	0	0	0	0	0	0	0	0	0	0	0	0	0	0
FinEx		0	0	0	0	0	0	0	0	0	0	0	0	0	0	0	0	0	0	0	0
CO		0	0	0	0	0	0	0	0	0	0	0	0	0	0	0	0	0	0	0	0
IV. TAX REMITTANCE ADVICE																					
PS		0	1,366	0	113	114	114	341	113	114	114	341	114	114	114	342	114	114	114	342	1,366
MOOE		0	1,183	0	113	114	114	341	114	114	100	328	100	78	79	257	81	81	95	257	1,183
FinEx		0	0	0	0	0	0	0	0	0	0	0	0	0	0	0	0	0	0	0	0
CO		0	135	0	0	0	135	135	0	0	0	0	0	0	0	0	0	0	0	0	135
V. OTHERS																					
PS		0	0	0	0	0	0	0	0	0	0	0	0	0	0	0	0	0	0	0	0
MOOE		0	0	0	0	0	0	0	0	0	0	0	0	0	0	0	0	0	0	0	0
FinEx		0	0	0	0	0	0	0	0	0	0	0	0	0	0	0	0	0	0	0	0
CO		0	0	0	0	0	0	0	0	0	0	0	0	0	0	0	0	0	0	0	0
VI. Total Disbursement program																					
PS		25,617	2,732	24,251	1,964	2,224	2,067	6,255	1,964	2,806	1,964	6,734	1,964	1,964	1,963	5,891	1,964	2,806	1,967	6,737	25,617
MOOE		23,659	2,366	22,476	2,275	2,275	2,276	6,826	2,275	2,276	1,996	6,547	2,000	1,571	1,571	5,142	1,622	1,622	1,900	5,144	23,659
FinEx		0	0	0	0	0	0	0	0	0	0	0	0	0	0	0	0	0	0	0	0
CO		2,700	270	2,565	0	0	2,700	2,700	0	0	0	0	0	0	0	0	0	0	0	0	2,700

[Handwritten signatures and initials]

FY 2014 MONTHLY DISBURSEMENT PROGRAM
(In Thousand Pesos)


Department : Department of Science and Technology (DOST)
 Agency : Science and Technology Information Institute
 Operating Unit : 000000000
 Organization Code (UACS) : 190190000000

Particulars	UACS CODE	Total Programs	Tax Rem Advice (TRA)	Net Program	Full Year Requirement																
					Quarter 1				Quarter 2				Quarter 3				Quarter 4				Full Year
					Jan	Feb	March	Sub Total	April	May	June	Sub Total	July	Aug	Sep	Sub Total	Oct	Nov	Dec	Sub Total	Total
1	2	3	4	5	6	7	8	9=6+7+8	10	11	12	13=10+11+12	14	15	16	17=14+15+16	18	19	20	21=18+19+20	22
Part B																					
Major Programs/Project																					
KRA No. 3 - Rapid, inclusive & sustained economic growth																					
Operation of Science and Technology Center for Information Services																					
	301010000	14,715	808	13,907	1,101	1,187	1,134	3,422	1,102	1,384	1,101	3,587	1,102	1,101	1,101	3,304	1,079	1,362	1,153	3,594	13,907
Implementation of the Science and Technology Promotion and Advocacy Program																					
	301020000	15,616	855	14,761	1,050	1,145	2,514	4,709	1,050	1,352	1,049	3,451	1,233	959	959	3,151	1,011	1,312	1,127	3,450	14,761
Strategic Communication Intervention for the Nationwide Operational Assessment of Hazards (NOAH) Program																					
	413030001	3,090	154	2,936	534	534	534	1,602	534	534	266	1,334	0	0	0	0	0	0	0	0	2,936

Prepared By: 

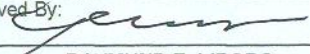
 CECILLE ROSE B. RAMOS
 Admin. Officer V/Budget Officer

Date:

Prepared By: 

 MARILOU C. LEELIAN
 Accountant III

Date:

Approved By: 

 RAYMUND E. LIBORO
 Assistant Secretary-DOST/OIC-STII

Date: 