


Annex B

DETAILED STATEMENT OF CURRENT YEAR'S OBLIGATIONS, DISBURSEMENTS AND UNPAID OBLIGATIONS

As of March 31, 2013

Department DEPARTMENT OF SCIENCE AND TECHNOLOGY  
 Agency/Operating Units : SCIENCE AND TECHNOLOGY INFORMATION INSTITUTE  
 Fund: 101



Program/Activity/Project (PIA/P) and Account Title	Account Code	Current Year Obligations					Disbursements					Balance Unpaid Obligations	Breakdown of Unpaid Obligations	
		1st Quarter ending March 31	2nd Quarter ending June 30	3rd Quarter ending Sept. 30	4th Quarter ending Dec. 31	Total	1st Quarter ending March 31	2nd Quarter ending June 30	3rd Quarter ending Sept. 30	4th Quarter ending Dec. 31	Total		Accounts Payable	Obligations Not Yet Due and Demandable
1	2	3	4	5	6	7	8	9	10	11	12	13 = (7-12) = (14+15)	14	15
<b>1. CURRENT YEAR BUDGET/APPROPRIATIONS</b>														
<b>A. AGENCY SPECIFIC BUDGET</b>														
<b>Personnel Services</b>		5,535,304.04	-	-	-	5,535,304.04	5,537,303.54	-	-	-	5,537,303.54	(1,999.50)	(1,999.50)	-
Salaries and Wages														
Salaries and Wages - Regular	701	4,169,784.00				4,169,784.00	4,169,784.00				4,169,784.00	-	-	
Other Compensation														
Personnel Economic Relief Allowance (PERA)	711	304,000.00				304,000.00	306,000.00				306,000.00	(2,000.00)	(2,000.00)	
Representation Allowance (RA)	713	72,000.00				72,000.00	72,000.00				72,000.00	-	-	
Transportation Allowance (TA)	714	45,000.00				45,000.00	45,000.00				45,000.00	-	-	
Clothing/Uniform Allowance	715	245,000.00				245,000.00	245,000.00				245,000.00	-	-	
Subsistence Allowance	716	433,575.00				433,575.00	433,575.00				433,575.00	-	-	
Laundry and Quarters Allowance	716	76,000.00				76,000.00	76,000.00				76,000.00	-	-	
Productivity Incentive Allowance	717	98,000.00				98,000.00	98,000.00				98,000.00	-	-	
Personnel Benefit Contributions														
Pag-ibig Contributions	732	15,300.00				15,300.00	15,300.00				15,300.00	-	-	
Philhealth Contributions	733	45,000.00				45,000.00	45,000.00				45,000.00	-	-	
ECC Contributions	734	15,256.62				15,256.62	15,256.62				15,256.62	-	-	
Other Personnel Benefits														
Other Personnel Benefits	749	16,388.42				16,388.42	16,387.92				16,387.92	0.50	0.50	
<b>Maintenance &amp; Other Operating Expenses</b>		3,289,826.34	-	-	-	3,289,826.34	2,913,798.00	-	-	-	2,913,798.00	376,028.34	376,028.34	-
Traveling Expenses														
Travel Expenses-Local	751	61,764.08				61,764.08	45,635.30				45,635.30	16,128.78	16,128.78	
Training and Scholarship Expenses														
Training Expenses	753	268,700.00				268,700.00	253,900.00				253,900.00	14,800.00	14,800.00	
Supplies and Materials Expenses														
Office Supplies Expenses	755	67,672.55				67,672.55	37,901.25				37,901.25	29,771.30	29,771.30	
Gasoline, Oil and Lubricants Expenses	761	63,717.50				63,717.50	63,717.50				63,717.50	-	-	
Textbooks and Instructional Materials	763	65,200.00				65,200.00	65,200.00				65,200.00	-	-	
Other Supplies Expenses	765	14,831.50				14,831.50	14,631.50				14,631.50	200.00	200.00	
Utility Expenses														
Water Expenses	766	150,560.20				150,560.20	7,546.89				7,546.89	143,013.31	143,013.31	

131704

## DETAILED STATEMENT OF CURRENT YEAR'S OBLIGATIONS, DISBURSEMENTS AND UNPAID OBLIGATIONS

As of March 31, 2013

Department: DEPARTMENT OF SCIENCE AND TECHNOLOGY

Agency/Operating Units: SCIENCE AND TECHNOLOGY INFORMATION INSTITUTE

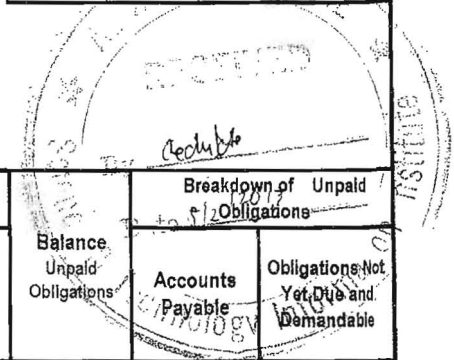
Fund: 101

Program/Activity/Project (P/A/P) and Account Title	Account Code	Current Year Obligations					Disbursements					Balance Unpaid Obligations	Breakdown of Unpaid Obligations	
		1st Quarter ending March 31	2nd Quarter ending June 30	3rd Quarter ending Sept. 30	4th Quarter ending Dec. 31	Total	1st Quarter ending March 31	2nd Quarter ending June 30	3rd Quarter ending Sept. 30	4th Quarter ending Dec. 31	Total		Accounts Payable	Obligations Not Yet Due and Demandable
1	2	3	4	5	6	7	8	9	10	11	12	13 = (7-12) (14+15)	14	15
Electricity Expenses	767	209,242.41				209,242.41	209,242.41				209,242.41	-	-	
Communication Expenses														
Postage and Deliveries	771	5,551.96				5,551.96	5,551.96				5,551.96	-	-	
Telephone Expenses-Landline	772	22,176.92				22,176.92	22,176.92				22,176.92	-	-	
Telephone Expenses-Mobile	773	20,500.00				20,500.00	19,000.00				19,000.00	1,500.00	1,500.00	
Internet expenses	774	17,920.00				17,920.00	8,960.00				8,960.00	8,960.00	8,960.00	
Cable, Satellite, Telegraph and Radio Expenses	775	32,760.00				32,760.00	20,280.00				20,280.00	12,480.00	12,480.00	
Printing and Binding Expenses	781	293,000.00				293,000.00	187,500.00				187,500.00	105,500.00	105,500.00	
Rent Expenses	782	94,106.64				94,106.64	77,124.74				77,124.74	16,981.90	16,981.90	
Representation Expenses	783	97,079.71				97,079.71	98,449.70				98,449.70	(1,369.99)	(1,369.99)	
Subscription Expenses	786	9,586.10				9,586.10	9,586.10				9,586.10	-	-	
Professional Services														
Auditing Services	792	10,331.92				10,331.92	16,668.88				16,668.88	(6,336.96)	(6,336.96)	
Janitorial Services	796	233,446.44				233,446.44	195,621.40				195,621.40	37,825.04	37,825.04	
Security Services	797	113,475.12				113,475.12	151,300.16				151,300.16	(37,825.04)	(37,825.04)	
Other Professional Services	799	548,145.34				548,145.34	548,145.34				548,145.34	-	-	
RM - Buildings														
RM - Office Buildings	811	69,134.02				69,134.02	34,734.02				34,734.02	34,400.00	34,400.00	
RM - Office Equipment, Furnitures and Fixtures														
RM - Office Equipment, Furnitures and Fixtures	821	5,000.00				5,000.00	5,000.00				5,000.00	-	-	
RM - IT Equipment and Software	823	1,390.00				1,390.00	1,390.00				1,390.00	-	-	
RM - Transportation Equipment														
RM - Motor Vehicles	841	29,157.16				29,157.16	29,157.16				29,157.16	-	-	
Miscellaneous Expenses														
Extraordinary Expenses	883	18,000.00				18,000.00	18,000.00				18,000.00	-	-	
Taxes, Insurance Premiums and Other Fees														
Fidelity Bond Premiums	892	11,775.00				11,775.00	11,775.00				11,775.00	-	-	
Insurance Expenses	893	20,601.77				20,601.77	20,601.77				20,601.77	-	-	
Other Maintenance and Operating Expenses	969	735,000.00				735,000.00	735,000.00				735,000.00	-	-	
<b>Sub-total Current Year's Allotment</b>		<b>8,825,130.38</b>				<b>8,825,130.38</b>	<b>8,451,101.54</b>				<b>8,451,101.54</b>	<b>374,028.84</b>	<b>374,028.84</b>	

DETAILED STATEMENT OF CURRENT YEAR'S OBLIGATIONS, DISBURSEMENTS AND UNPAID OBLIGATIONS

As of March 31, 2013

Department: DEPARTMENT OF SCIENCE AND TECHNOLOGY  
 Agency/Operating Units : SCIENCE AND TECHNOLOGY INFORMATION INSTITUTE  
 Fund: 101



Program/Activity/Project (P/A/P) and Account Title	Account Code	Current Year Obligations					Disbursements					Balance Unpaid Obligations 13 = (7-12) = (14+15)	Breakdown of Unpaid Obligations	
		1st Quarter ending March 31	2nd Quarter ending June 30	3rd Quarter ending Sept. 30	4th Quarter ending Dec. 31	Total	1st Quarter ending March 31	2nd Quarter ending June 30	3rd Quarter ending Sept. 30	4th Quarter ending Dec. 31	Total		Accounts Payable	Obligations Not Yet Due and Demandable
1	2	3	4	5	6	7	8	9	10	11	12		14	15
<b>B. SPECIAL PURPOSE FUNDS</b>														
Pension and Gratuity Fund														
Terminal Leave Benefits	742	1,366,623.00				1,366,623.00	1,366,623.00				1,366,623.00			
<b>Sub-total Special Purpose Funds</b>		<b>1,366,623.00</b>				<b>1,366,623.00</b>	<b>1,366,623.00</b>				<b>1,366,623.00</b>			
<b>C. AUTOMATIC APPROPRIATIONS</b>														
Retirement and Life Insurance Premium														
Life and Retirement Insurance Contributions	731	500,374.08				500,374.08	500,374.08				500,374.08			
<b>Sub-total Automatic Appropriations</b>		<b>500,374.08</b>				<b>500,374.08</b>	<b>500,374.08</b>				<b>500,374.08</b>			
<b>TOTAL CURRENT YEAR BUDGET/APPROPRIATION</b>		<b>10,692,127.46</b>				<b>10,692,127.46</b>	<b>10,318,098.62</b>				<b>10,318,098.62</b>	<b>374,028.84</b>	<b>374,028.84</b>	
<b>II. PRIOR YEARS' BUDGET/CONTINUING APPROPRIATION</b>														
Balance, beginning of the year												5,113,093.64	5,113,093.64	
<b>D. PRIOR YEAR'S OBLIGATIONS</b>														
Personnel Services														
Other bonuses and Allowances	719						992,372.91				992,372.91	(992,372.91)	(992,372.91)	
<b>Sub-Total PS</b>							<b>992,372.91</b>				<b>992,372.91</b>	<b>(992,372.91)</b>	<b>(992,372.91)</b>	
<b>Maintenance &amp; Other Operating Expenses</b>														
Travelling Expenses														
Travel Expenses-Local	751						2,340.00				2,340.00	(2,340.00)	(2,340.00)	
Office Supplies Expenses	755						1,090.81				1,090.81	(1,090.81)	(1,090.81)	
Telephone Expenses-Mobile	773						3,694.54				3,694.54	(3,694.54)	(3,694.54)	
Printing and Binding Expenses	781						48,000.00				48,000.00	(48,000.00)	(48,000.00)	
Representation Expenses	783						13,600.00				13,600.00	(13,600.00)	(13,600.00)	
RM - Office Equipment, Furnitures and Fixtures	821						5,500.00				5,500.00	(5,500.00)	(5,500.00)	
RM - IT Equipment and Software	823						3,595.00				3,595.00	(3,595.00)	(3,595.00)	
<b>Sub-total MOOE</b>							<b>77,820.35</b>				<b>77,820.35</b>	<b>(77,820.35)</b>	<b>(77,820.35)</b>	
<b>E. CONTINUING APPROPRIATION</b>														
Capital Outlays														


Handwritten signature or mark.

DETAILED STATEMENT OF CURRENT YEAR'S OBLIGATIONS, DISBURSEMENTS AND UNPAID OBLIGATIONS

As of March 31, 2013

Department: DEPARTMENT OF SCIENCE AND TECHNOLOGY  
 Agency/Operating Units : SCIENCE AND TECHNOLOGY INFORMATION INSTITUTE  
 Fund: 101

Program/Activity/Project (P/A/P) and Account Title	Account Code	Current Year Obligations					Disbursements					Balance Unpaid Obligations	Breakdown of Unpaid Obligations	
		1st Quarter ending March 31	2nd Quarter ending June 30	3rd Quarter ending Sept. 30	4th Quarter ending Dec. 31	Total	1st Quarter ending March 31	2nd Quarter ending June 30	3rd Quarter ending Sept. 30	4th Quarter ending Dec. 31	Total		Accounts Payable	Obligations Not Yet Due and Demandable
1	2	3	4	5	6	7	8	9	10	11	12	13 = (7-12) = (14+15)	14	15
B.I.a Rehabilitation of STII Bldg.														
Office Buildings	211	-				-	418,707.80				418,707.80	(418,707.80)	(418,707.80)	
<b>Sub-total CO</b>		-				-	<b>418,707.80</b>				<b>418,707.80</b>	<b>(418,707.80)</b>	<b>(418,707.80)</b>	
<b>F. Special Purpose Fund</b>														
Pension and Gratuity Fund														
Terminal Leave Benefits	742						376,593.00				376,593.00	(376,593.00)	(376,593.00)	
<b>Sub-total Special Purpose Fund</b>							<b>376,593.00</b>				<b>376,593.00</b>	<b>(376,593.00)</b>	<b>(376,593.00)</b>	
<b>Total PRIOR YEAR'S BUDGET/CONTINUING APPROPRIATION</b>							<b>1,865,494.06</b>				<b>1,865,494.06</b>	<b>3,247,599.58</b>	<b>3,247,599.58</b>	
<b>GRAND SUMMARY</b>														
Balance, Beginning of the year												5,113,093.64	5,113,093.64	
Personnel Services-CURRENT YEAR		7,402,301.12				7,402,301.12	7,404,300.62				7,404,300.62	(1,999.50)		
Personnel Services-PRIOR YEAR							1,368,965.91				1,368,965.91	(1,368,965.91)	(1,368,965.91)	
Maintenance and Other Operating Expenses-CURRENT YEAR		3,289,826.34				3,289,826.34	2,913,798.00				2,913,798.00	376,028.34		
Maintenance and Other Operating Expenses-PRIOR YEAR							77,820.35				77,820.35	(77,820.35)	(77,820.35)	
Capital Outlay-PRIOR YEAR							418,707.80				418,707.80	(418,707.80)	(418,707.80)	
<b>GRAND TOTAL</b>		<b>10,692,127.46</b>				<b>10,692,127.46</b>	<b>12,183,592.68</b>				<b>12,183,592.68</b>	<b>3,621,628.42</b>	<b>3,247,599.58</b>	


  
 Date 5/2/2013  
 By: *[Signature]*  
 Auditor's Office

Prepared by:  
*[Signature]*  
**CECILLE ROSE B. RAMOS**  
 Administrative Officer V

Certified correct by:  
*[Signature]*  
**ARLENE E. CENTENO**  
 Chief-FAD

Approved by:  
*[Signature]*  
**RAYMUND E. LIBORO**  
 Director

Date


**SUMMARY OF PRIOR YEAR'S OBLIGATIONS, DISBURSEMENTS AND UNPAID PRIOR YEAR OBLIGATIONS**  
For the Period Ending March 31, 2013

Department: DEPARTMENT OF SCIENCE AND TECHNOLOGY  
Agency/Operating Units :SCIENCE AND TECHNOLOGY INFORMATION INSTITUTE  
Fund: 101

Annex C

Particulars	PRIOR YEAR'S OBLIGATIONS			DISBURSEMENTS					Unpaid Obligations
	Balance Beginning of the year	Adjustments	Adjusted Balance	1st Quarter ending March 31	2nd Quarter ending June 30	3rd Quarter ending Sept. 30	4th Quarter ending Dec. 31	Total	
1	2	3	(2+3)=4	5	6	7	8	9 = (5+6+7+8)	10
<b>I. PRIOR YEARS' ACCOUNTS PAYABLE</b>									
Personnel Services	1,368,965.91		1,368,965.91	1,368,965.91				1,368,965.91	-
Maintenance & Other Operating Expenses	77,820.35		77,820.35	77,820.35				77,820.35	-
Capital Outlays	3,666,307.38		3,666,307.38	418,707.80				418,707.80	3,247,599.58
<b>TOTAL</b>	<b>5,113,093.64</b>	<b>-</b>	<b>5,113,093.64</b>	<b>1,865,494.06</b>	<b>-</b>	<b>-</b>	<b>-</b>	<b>1,865,494.06</b>	<b>3,247,599.58</b>
<b>II. OBLIGATIONS NOT YET DUE AND DEMANDABLE</b>									
Personnel Services									
Maintenance & Other Operating Expenses									
Capital Outlays									
<b>TOTAL</b>									
<b>GRAND TOTAL</b>	<b>5,113,093.64</b>	<b>-</b>	<b>5,113,093.64</b>	<b>1,865,494.06</b>	<b>-</b>	<b>-</b>	<b>-</b>	<b>1,865,494.06</b>	<b>3,247,599.58</b>

Prepared by:  
*[Signature]*  
**CECILLE ROSE B. RAMOS**  
Administrative Officer V



Certified correct by:  
*[Signature]*  
**ARLENE E. CENTENO**  
Chief-FAD

Approved by:  
*[Signature]*  
**RAYMUND E. LIBORO**  
Director