



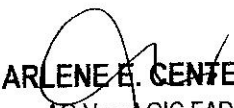
Republic of the Philippines
 DEPARTMENT OF SCIENCE AND TECHNOLOGY
 SCIENCE AND TECHNOLOGY INFORMATION INSTITUTE

REVISED STATEMENT OF ALLOTMENT, OBLIGATIONS AND BALANCES
 As of January 31, 2011

P / A / P ALLOTMENT CLASS/ OBJECT OF EXPENDITURES (1)	ALLOTMENT RECEIVED (2)	OBLIGATIONS INCURRED		UNOBLIGATED BALANCE OF ALLOTMENT (5)=(2)-(4)
		THIS REPORT (3)	TO DATE (4)	
NBC 524	-	15,215.28	15,215.28	(15,215.28)
731 Life & Retirement Insurance Contributions	-	15,215.28	15,215.28	(15,215.28)
GRANTS-IN-AID	510,520.00	204,285.76	204,285.76	306,234.24
878 Donations	510,520.00	204,285.76	204,285.76	306,234.24
TOTAL OTHER RELEASES	510,520.00	484,622.45	484,622.45	25,897.55
GRAND-SUMMARY				
Personal Services	-	1,559,337.07	1,559,337.07	(1,559,337.07)
Maintenance & Other Operating Expense	632,654.86	1,032,286.07	1,032,286.07	(399,631.21)
Capital Outlay	-	-	-	-
GRAND-TOTAL	632,654.86	2,591,623.14	2,591,623.14	(1,958,968.28)

Certified Correct:

Approved/Submitted by:


ARLENE E. CENTENO
 AO V and OIC FAD


RAYMUND E. LIBORO
 Director



Republic of the Philippines
 DEPARTMENT OF SCIENCE AND TECHNOLOGY
 SCIENCE AND TECHNOLOGY INFORMATION INSTITUTE

REVISED STATEMENT OF ALLOTMENT, OBLIGATIONS AND BALANCES
 As of January 31, 2011

P / A / P ALLOTMENT CLASS/ OBJECT OF EXPENDITURES (1)	ALLOTMENT RECEIVED (2)	OBLIGATIONS INCURRED		UNOBLIGATED BALANCE OF ALLOTMENT (5)=(2)-(4)
		THIS REPORT (3)	TO DATE (4)	
792 Auditing Services	-	195.78	195.78	(195.78)
796 Janitorial Services	-	33,650.00	33,650.00	(33,650.00)
799 Other Professional Services	-	134,892.75	134,892.75	(134,892.75)
811 Repair & Maintenance -Office Buildings	-	10,000.00	10,000.00	(10,000.00)
821 Repair & Maintenance -Office Equipment	-	10,000.00	10,000.00	(10,000.00)
841 Repair & Maintenance - Motor Vehicles	-	30,400.00	30,400.00	(30,400.00)
883 Extraordinary Expenses	-	9,000.00	9,000.00	(9,000.00)
891 Taxes, Dutes & Fees	-	2,229.06	2,229.06	(2,229.06)
892 Fidelity Bond Premiums	-	19,125.00	19,125.00	(19,125.00)
893 Insurance Expenses	-	27,226.57	27,226.57	(27,226.57)
969 Other MOOE	-	1,500.00	1,500.00	(1,500.00)
TOTAL CURRENT ALLOTMENT	-	2,071,602.71	2,071,602.71	(2,071,602.71)
CONTINUING APPROPRIATIONS				
GRANTS-IN-AID (Reg. Fund ASA)	32,656.86	32,397.98	32,397.98	258.88
755 Office Supplies Expenses	30,600.00	30,600.00	30,600.00	-
783 Representation Expenses	2,056.86	1,797.98	1,797.98	258.88
GRANTS-IN-AIDS	89,478.00	3,000.00	3,000.00	86,478.00
878 Donations	89,478.00	3,000.00	3,000.00	86,478.00
TOTAL CONTINUING APPROPRIATIONS	122,134.86	35,397.98	35,397.98	86,736.88
NBC 521	-	124,551.03	124,551.03	(124,551.03)
701 Salaries & Wages - Regular	-	123,246.82	123,246.82	(123,246.82)
733 PHILHEALTH Contributions	-	1,262.50	1,262.50	(1,262.50)
734 ECC Contributions	-	41.71	41.71	(41.71)
NBC 521 (RLIP)	-	15,077.40	15,077.40	(15,077.40)
731 Life & Retirement Insurance Contributions	-	15,077.40	15,077.40	(15,077.40)
NBC 524	-	125,492.98	125,492.98	(125,492.98)
701 Salaries & Wages - Regular	-	124,297.82	124,297.82	(124,297.82)
733 PHILHEALTH Contributions	-	1,162.50	1,162.50	(1,162.50)
734 ECC Contributions	-	32.66	32.66	(32.66)

Handwritten signature/initials



Republic of the Philippines
DEPARTMENT OF SCIENCE AND TECHNOLOGY
SCIENCE AND TECHNOLOGY INFORMATION INSTITUTE

REVISED STATEMENT OF ALLOTMENT, OBLIGATIONS AND BALANCES
As of January 31, 2011

P / A / P ALLOTMENT CLASS/ OBJECT OF EXPENDITURES (1)	ALLOTMENT RECEIVED (2)	OBLIGATIONS INCURRED		UNOBLIGATED BALANCE OF ALLOTMENT (5)=(2)-(4)
		THIS REPORT (3)	TO DATE (4)	
A.03.a.02 - MOOE	-	79,718.23	79,718.23	(79,718.23)
751 Travelling Exp. - local	-	4,000.00	4,000.00	(4,000.00)
755 Office Supplies Expenses	-	7,000.00	7,000.00	(7,000.00)
773 Telephone Expenses - Mobile	-	3,000.00	3,000.00	(3,000.00)
783 Representation Expenses	-	17,000.00	17,000.00	(17,000.00)
799 Other Professional Services	-	38,218.23	38,218.23	(38,218.23)
883 Extraordinary Expenses	-	9,000.00	9,000.00	(9,000.00)
969 Other MOOE	-	1,500.00	1,500.00	(1,500.00)
TOTAL, A.03.a.02	-	521,154.91	521,154.91	(521,154.91)
SUMMARY (CURRENT ALLOTMENT)				
PERSONAL SERVICES	-	1,279,000.38	1,279,000.38	(1,279,000.38)
701 Salaries & Wages - Regular	-	855,942.40	855,942.40	(855,942.40)
711 Personnel Economic Relief Allow.(PERA)	-	99,363.63	99,363.63	(99,363.63)
713 Representation Allowance (RA)	-	15,000.00	15,000.00	(15,000.00)
714 Transportation Allowance (TA)	-	8,000.00	8,000.00	(8,000.00)
716 Subsistence, Laundry & Quarter Allow.	-	177,858.33	177,858.33	(177,858.33)
731 Life & Retirement Insurance Contributions	-	102,906.00	102,906.00	(102,906.00)
732 PAG-IBIG Contributions	-	4,900.00	4,900.00	(4,900.00)
733 PHILHEALTH Contributions	-	10,250.00	10,250.00	(10,250.00)
734 ECC Contributions	-	4,780.02	4,780.02	(4,780.02)
MOOE	-	792,602.33	792,602.33	(792,602.33)
751 Travelling Exp. - local	-	9,000.00	9,000.00	(9,000.00)
753 Training Expenses	-	6,000.00	6,000.00	(6,000.00)
755 Office Supplies Expenses	-	188,886.70	188,886.70	(188,886.70)
761 Gasoline, Oil and Lubricants Expenses	-	15,000.00	15,000.00	(15,000.00)
766 Water Expenses	-	4,064.03	4,064.03	(4,064.03)
767 Electricity Expenses	-	158,272.90	158,272.90	(158,272.90)
771 Postage and Deliveries	-	50,000.00	50,000.00	(50,000.00)
772 Telephone Expenses - Landline	-	35,878.24	35,878.24	(35,878.24)
773 Telephone Expenses - Mobile	-	8,435.58	8,435.58	(8,435.58)
774 Internet Expenses	-	8,960.00	8,960.00	(8,960.00)
782 Rent Expense	-	11,668.72	11,668.72	(11,668.72)
783 Representation Expenses	-	18,217.00	18,217.00	(18,217.00)

A. J. L.



Republic of the Philippines
DEPARTMENT OF SCIENCE AND TECHNOLOGY
SCIENCE AND TECHNOLOGY INFORMATION INSTITUTE

REVISED STATEMENT OF ALLOTMENT, OBLIGATIONS AND BALANCES
As of January 31, 2011

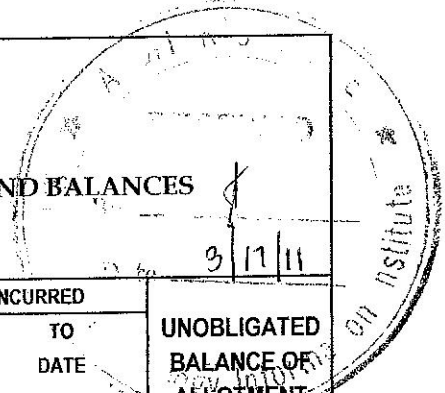
P / A / P ALLOTMENT CLASS/ OBJECT OF EXPENDITURES (1)	ALLOTMENT RECEIVED (2)	OBLIGATIONS INCURRED		UNOBLIGATED BALANCE OF ALLOTMENT (5)=(2)-(4)
		THIS REPORT (3)	TO DATE (4)	
II.a.1 - Operation of Science and Technology Center for Information Services				
A.03.a.01 - Personal Services	-	327,697.72	327,697.72	(327,697.72)
701 Salaries & Wages - Regular	-	264,517.40	264,517.40	(264,517.40)
711 Personnel Economic Relief Allow.(PERA)	-	29,363.63	29,363.63	(29,363.63)
731 Life & Retirement Insurance Contributions	-	28,175.28	28,175.28	(28,175.28)
732 PAG-IBIG Contributions	-	1,300.00	1,300.00	(1,300.00)
733 PHILHEALTH Contributions	-	2,862.50	2,862.50	(2,862.50)
734 ECC Contributions	-	1,478.91	1,478.91	(1,478.91)
A.03.a.01 - MOOE	-	272,176.81	272,176.81	(272,176.81)
753 Training Expenses	-	6,000.00	6,000.00	(6,000.00)
755 Office Supplies Expenses	-	171,886.70	171,886.70	(171,886.70)
771 Postage and Deliveries	-	50,000.00	50,000.00	(50,000.00)
774 Internet Expenses	-	8,960.00	8,960.00	(8,960.00)
782 Rent Expense	-	4,838.40	4,838.40	(4,838.40)
799 Other Professional Services	-	30,491.71	30,491.71	(30,491.71)
TOTAL, A.03.A.01	-	599,874.53	599,874.53	(599,874.53)
II.a.2 Implementation of Science and Technology Promotion and Advocacy Program				
A.03.a.02 - Personal Services	-	441,436.68	441,436.68	(441,436.68)
701 Salaries & Wages - Regular	-	345,880.00	345,880.00	(345,880.00)
711 Personnel Economic Relief Allow.(PERA)	-	40,000.00	40,000.00	(40,000.00)
713 Representation Allowance (RA)	-	4,000.00	4,000.00	(4,000.00)
714 Transportation Allowance (TA)	-	4,000.00	4,000.00	(4,000.00)
731 Life & Retirement Insurance Contributions	-	39,699.84	39,699.84	(39,699.84)
732 PAG-IBIG Contributions	-	2,000.00	2,000.00	(2,000.00)
733 PHILHEALTH Contributions	-	4,062.50	4,062.50	(4,062.50)
734 ECC Contributions	-	1,794.34	1,794.34	(1,794.34)

Handwritten signature/initials



Republic of the Philippines
DEPARTMENT OF SCIENCE AND TECHNOLOGY
SCIENCE AND TECHNOLOGY INFORMATION INSTITUTE

REVISED STATEMENT OF ALLOTMENT, OBLIGATIONS AND BALANCES
As of January 31, 2011




3/11/11

P / A / P ALLOTMENT CLASS/ OBJECT OF EXPENDITURES (1)	ALLOTMENT RECEIVED (2)	OBLIGATIONS INCURRED		UNOBLIGATED BALANCE OF ALLOTMENT (5)=(2)-(4)
		THIS REPORT (3)	TO DATE (4)	
A. PROGRAMS				
A.01.a.01 General Administrative and Support Services				
A.01.a.01 - Personal Services	-	509,865.98	509,865.98	(509,865.98)
701 Salaries & Wages - Regular	-	245,545.00	245,545.00	(245,545.00)
711 Personnel Economic Relief Allow.(PERA)	-	30,000.00	30,000.00	(30,000.00)
713 Representation Allowance (RA)	-	11,000.00	11,000.00	(11,000.00)
714 Transportation Allowance (TA)	-	4,000.00	4,000.00	(4,000.00)
716 Subsistence, Laundry & Quarter Allow.	-	177,858.33	177,858.33	(177,858.33)
731 Life & Retirement Insurance Contributions	-	35,030.88	35,030.88	(35,030.88)
732 PAG-IBIG Contributions	-	1,600.00	1,600.00	(1,600.00)
733 PHILHEALTH Contributions	-	3,325.00	3,325.00	(3,325.00)
734 ECC Contributions	-	1,506.77	1,506.77	(1,506.77)
A.01.a.01 - MOOE	-	440,707.29	440,707.29	(440,707.29)
751 Travelling Exp. - local	-	5,000.00	5,000.00	(5,000.00)
755 Office Supplies Expenses	-	10,000.00	10,000.00	(10,000.00)
761 Gasoline, Oil and Lubricants Expenses	-	15,000.00	15,000.00	(15,000.00)
766 Water Expenses	-	4,064.03	4,064.03	(4,064.03)
767 Electricity Expenses	-	158,272.90	158,272.90	(158,272.90)
772 Telephone Expenses - Landline	-	35,878.24	35,878.24	(35,878.24)
773 Telephone Expenses - Mobile	-	5,435.58	5,435.58	(5,435.58)
782 Rent Expense	-	6,830.32	6,830.32	(6,830.32)
783 Representation Expenses	-	1,217.00	1,217.00	(1,217.00)
792 Auditing Services	-	195.78	195.78	(195.78)
796 Janitorial Services	-	33,650.00	33,650.00	(33,650.00)
799 Other Professional Services	-	66,182.81	66,182.81	(66,182.81)
811 Repair & Maintenance -Office Buildings	-	10,000.00	10,000.00	(10,000.00)
821 Repair & Maintenance -Office Equipment	-	10,000.00	10,000.00	(10,000.00)
841 Repair & Maintenance - Motor Vehicles	-	30,400.00	30,400.00	(30,400.00)
891 Taxes, Duites & Fees	-	2,229.06	2,229.06	(2,229.06)
892 Fidelity Bond Premiums	-	19,125.00	19,125.00	(19,125.00)
893 Insurance Expenses	-	27,226.57	27,226.57	(27,226.57)
TOTAL, A.01.a.01	-	950,573.27	950,573.27	(950,573.27)

By: *[Signature]*
BUDGET & FINANCE DIVISION

[Handwritten initials]



Republic of the Philippines
 DEPARTMENT OF SCIENCE AND TECHNOLOGY
 SCIENCE AND TECHNOLOGY INFORMATION INSTITUTE

REVISED STATEMENT OF ALLOTMENT, OBLIGATIONS AND BALANCES
 As of February 28, 2011

P / A / P ALLOTMENT CLASS/ OBJECT OF EXPENDITURES (1)	ALLOTMENT RECEIVED (2)	OBLIGATIONS INCURRED		UNOBLIGATED BALANCE OF ALLOTMENT (5)=(2)-(4)
		THIS REPORT (3)	TO DATE (4)	
NBC 521 (RLIP)	-	13,931.04	29,008.44	(29,008.44)
731 Life & Retirement Insurance Contributions	-	13,931.04	29,008.44	(29,008.44)
NBC 524	-	124,450.87	249,943.85	(249,943.85)
701 Salaries & Wages - Regular	-	123,280.71	247,578.53	(247,578.53)
733 PHILHEALTH Contributions	-	1,137.50	2,300.00	(2,300.00)
734 ECC Contributions	-	32.66	65.32	(65.32)
NBC 524	-	14,069.04	29,284.32	(29,284.32)
731 Life & Retirement Insurance Contributions	-	14,069.04	29,284.32	(29,284.32)
GRANTS-IN-AID	510,520.00	46,427.50	250,713.26	259,806.74
878 Donations	510,520.00	46,427.50	250,713.26	259,806.74
TOTAL OTHER RELEASES	817,935.00	629,802.24	1,114,424.69	(296,489.69)
GRAND-SUMMARY				
Personal Services	17,900,415.00	2,116,982.28	3,676,319.35	14,224,095.65
Maintenance & Other Operating Expense	19,588,654.86	1,344,654.95	2,376,941.02	17,211,713.84
Capital Outlay	7,150,000.00	-	-	7,150,000.00
GRAND-TOTAL	44,639,069.86	3,461,637.23	6,053,260.37	38,585,809.49

Certified Correct:

Approved/Submitted by:


ARLENE E. CENTENO
 Chief/FAD


RAYMUND E. LIBORO
 Director



Republic of the Philippines
 DEPARTMENT OF SCIENCE AND TECHNOLOGY
 SCIENCE AND TECHNOLOGY INFORMATION INSTITUTE

REVISED STATEMENT OF ALLOTMENT, OBLIGATIONS AND BALANCES
 As of February 28, 2011

P / A / P ALLOTMENT CLASS/ OBJECT OF EXPENDITURES (1)	ALLOTMENT RECEIVED (2)	OBLIGATIONS INCURRED		UNOBLIGATED BALANCE OF ALLOTMENT (5)=(2)-(4)
		THIS REPORT (3)	TO DATE (4)	
823 Repair & Maintenance -IT Equipt & Software	-	33,537.76	33,537.76	(33,537.76)
840 Repair&Maint. - Other Equipt.	500,000.00	-	-	500,000.00
841 Repair & Maintenance - Motor Vehicles	205,000.00	9,033.75	39,433.75	165,566.25
883 Extraordinary Expenses	255,000.00	10,000.00	19,000.00	236,000.00
891 Taxes, Duites & Fees	-	-	2,229.06	(2,229.06)
892 Fidelity Bond Premiums	100,000.00	-	19,125.00	80,875.00
893 Insurance Expenses	100,000.00	-	27,226.57	72,773.43
969 Other MOOE	-	-	1,500.00	(1,500.00)
Capital Outlay	7,150,000.00	-	-	7,150,000.00
211 Office Buildings	7,000,000.00	-	-	7,000,000.00
221 Office Equipment	150,000.00	-	-	150,000.00
TOTAL CURRENT ALLOTMENT	43,699,000.00	2,831,834.99	4,903,437.70	38,795,562.30
CONTINUING APPROPRIATIONS				
GRANTS-IN-AID (Reg. Fund ASA)	32,656.86	-	32,397.98	258.88
755 Office Supplies Expenses	30,600.00	-	30,600.00	-
783 Representation Expenses	2,056.86	-	1,797.98	258.88
GRANTS-IN-AIDS	89,478.00	-	3,000.00	86,478.00
878 Donations	89,478.00	-	3,000.00	86,478.00
TOTAL CONTINUING APPROPRIATIONS	122,134.86	-	35,397.98	86,736.88
OTHER RELEASES				
PENSION & GRATUITY FUND (PGF)	307,415.00	307,414.87	307,414.87	0.13
742 Terminal Leave Benefits	307,415.00	307,414.87	307,414.87	0.13
NBC 521	-	123,508.92	248,059.95	(248,059.95)
701 Salaries & Wages - Regular	-	122,229.71	245,476.53	(245,476.53)
733 PHILHEALTH Contributions	-	1,237.50	2,500.00	(2,500.00)
734 ECC Contributions	-	41.71	83.42	(83.42)

Handwritten signature and date: 2/28/11



Republic of the Philippines
DEPARTMENT OF SCIENCE AND TECHNOLOGY
SCIENCE AND TECHNOLOGY INFORMATION INSTITUTE

REVISED STATEMENT OF ALLOTMENT, OBLIGATIONS AND BALANCES
As of February 28, 2011

P / A / P ALLOTMENT CLASS/ OBJECT OF EXPENDITURES (1)	ALLOTMENT RECEIVED (2)	OBLIGATIONS INCURRED		UNOBLIGATED BALANCE OF ALLOTMENT (5)=(2)-(4)
		THIS REPORT (3)	TO DATE (4)	
713 Representation Allowance (RA)	144,000.00	15,000.00	30,000.00	114,000.00
714 Transportation Allowance (TA)	144,000.00	8,000.00	16,000.00	128,000.00
715 Clothing/Uniform Allowance	192,000.00	188,000.00	188,000.00	4,000.00
716 Subsistence, Laundry & Quarter Allow.	1,414,000.00	158,625.00	336,483.33	1,077,516.67
717 Productivity Incentive Allowance	96,000.00	96,000.00	96,000.00	-
724 Cash Gift	240,000.00	-	-	240,000.00
725 Year End Bonus	965,000.00	-	-	965,000.00
731 Life & Retirement Insurance Contributions	1,390,000.00	98,222.88	201,128.88	1,188,871.12
732 PAG-IBIG Contributions	59,000.00	4,800.00	9,700.00	49,300.00
733 PHILHEALTH Contributions	136,000.00	9,887.50	20,137.50	115,862.50
734 ECC Contributions	59,000.00	4,680.02	9,460.04	49,539.96
749 Other Personnel Benefits	30,000.00	-	-	30,000.00
MOOE	18,956,000.00	1,298,227.45	2,090,829.78	16,865,170.22
751 Travelling Exp. - local	350,000.00	13,178.00	22,178.00	327,822.00
752 Travelling Exp. - foreign	430,000.00	-	-	430,000.00
753 Training Expenses	377,000.00	-	6,000.00	371,000.00
755 Office Supplies Expenses	2,782,000.00	382,291.07	571,177.77	2,210,822.23
756 Accountable Forms Expenses	50,000.00	-	-	50,000.00
761 Gasoline, Oil and Lubricants Expenses	120,000.00	28,800.00	43,800.00	76,200.00
765 Other Supplies Expenses	710,000.00	166,809.00	166,809.00	543,191.00
766 Water Expenses	353,000.00	52,250.07	56,314.10	296,685.90
767 Electricity Expenses	2,265,000.00	149,609.33	307,882.23	1,957,117.77
771 Postage and Deliveries	100,000.00	239.68	50,239.68	49,760.32
772 Telephone Expenses - Landline	1,570,000.00	16,625.92	52,504.16	1,517,495.84
773 Telephone Expenses - Mobile	618,000.00	4,774.98	13,210.56	604,789.44
774 Internet Expenses	-	8,960.00	17,920.00	(17,920.00)
780 Advertising Expenses	350,000.00	-	-	350,000.00
781 Printing & Binding Expenses	1,185,000.00	-	-	1,185,000.00
782 Rent Expense	215,000.00	11,824.40	23,493.12	191,506.88
783 Representation Expenses	507,000.00	3,826.10	22,043.10	484,956.90
784 Transportation & Delivery Expenses	130,000.00	-	-	130,000.00
786 Subscription	1,020,000.00	34,800.00	34,800.00	985,200.00
792 Auditing Services	50,000.00	11,400.82	11,596.60	38,403.40
796 Janitorial Services	756,000.00	94,808.89	128,458.89	627,541.11
797 Security Services	1,020,000.00	124,455.18	124,455.18	895,544.82
799 Other Professional Services	1,938,000.00	141,002.50	275,895.25	1,662,104.75
811 Repair & Maintenance -Office Buildings	200,000.00	-	10,000.00	190,000.00
821 Repair & Maintenance -Office Equipment	500,000.00	-	10,000.00	590,000.00
822 Repair & Maintenance -Fur. & Fixtures	100,000.00	-	-	100,000.00

Handwritten signature



Republic of the Philippines
 DEPARTMENT OF SCIENCE AND TECHNOLOGY
 SCIENCE AND TECHNOLOGY INFORMATION INSTITUTE

REVISED STATEMENT OF ALLOTMENT, OBLIGATIONS AND BALANCES
 As of February 28, 2011

P / A / P ALLOTMENT CLASS/ OBJECT OF EXPENDITURES (1)	ALLOTMENT RECEIVED (2)	OBLIGATIONS INCURRED		UNOBLIGATED BALANCE OF ALLOTMENT (5)=(2)-(4)
		THIS REPORT (3)	TO DATE (4)	
A.03.a.02 - MOOE	5,764,000.00	438,614.00	518,332.23	5,245,667.77
751 Travelling Exp. - local	100,000.00	8,978.00	12,978.00	87,022.00
752 Travelling Exp. - foreign	230,000.00	-	-	230,000.00
753 Training Expenses	102,000.00	-	-	102,000.00
755 Office Supplies Expenses	1,050,000.00	332,211.02	339,211.02	710,788.98
761 Gasoline, Oil and Lubricants Expenses	-	1,300.00	1,300.00	(1,300.00)
765 Other Supplies Expenses	380,000.00	-	-	380,000.00
771 Postage and Deliveries	-	239.68	239.68	(239.68)
772 Telephone Expenses - Landline	500,000.00	-	-	500,000.00
773 Telephone Expenses - Mobile	175,000.00	1,600.00	4,600.00	170,400.00
780 Advertising Expenses	200,000.00	-	-	200,000.00
781 Printing & Binding Expenses	1,025,000.00	-	-	1,025,000.00
782 Rent Expense	15,000.00	-	-	15,000.00
783 Representation Expenses	357,000.00	880.00	17,880.00	339,120.00
784 Transportation & Delivery Expenses	130,000.00	-	-	130,000.00
786 Subscription	70,000.00	19,836.00	19,836.00	50,164.00
799 Other Professional Services	900,000.00	40,031.54	78,249.77	821,750.23
823 Repair & Maintenance -IT Equip & Software	-	33,537.76	33,537.76	(33,537.76)
840 Repair&Maint. - Other Equip.	250,000.00	-	-	250,000.00
841 Repair & Maintenance - Motor Vehicles	105,000.00	-	-	105,000.00
883 Extraordinary Expenses	175,000.00	-	9,000.00	166,000.00
969 Other MOOE	-	-	1,500.00	(1,500.00)
TOTAL, A.03.a.02	11,135,000.00	1,000,050.68	1,521,205.59	9,613,794.41
B. PROJECTS (Capital Outlay)				
B.I.a - Rehabilitation of STII Bldg. (Electrical and Cable System)				
211 Office Buildings	7,000,000.00	-	-	7,000,000.00
TOTAL, B.I.a	-	-	-	-
SUMMARY (CURRENT ALLOTMENT)				
PERSONAL SERVICES	17,593,000.00	1,533,607.54	2,812,607.92	14,780,392.08
701 Salaries & Wages - Regular	11,572,000.00	850,392.14	1,706,334.54	9,865,665.46
711 Personnel Economic Relief Allow.(PERA)	1,152,000.00	100,000.00	199,363.63	952,636.37

A. Duloy



Republic of the Philippines
DEPARTMENT OF SCIENCE AND TECHNOLOGY
SCIENCE AND TECHNOLOGY INFORMATION INSTITUTE

REVISED STATEMENT OF ALLOTMENT, OBLIGATIONS AND BALANCES

As of February 28, 2011

P / A / P ALLOTMENT CLASS/ OBJECT OF EXPENDITURES (1)	ALLOTMENT RECEIVED (2)	OBLIGATIONS INCURRED		UNOBLIGATED BALANCE OF ALLOTMENT (5)=(2)-(4)
		THIS REPORT (3)	TO DATE (4)	
751 Travelling Exp. - local	200,000.00	300.00	300.00	199,700.00
752 Travelling Exp. - foreign	100,000.00	-	-	100,000.00
753 Training Expenses	175,000.00	-	6,000.00	169,000.00
755 Office Supplies Expenses	1,060,000.00	10,473.44	182,360.14	877,639.86
765 Other Supplies Expenses	280,000.00	166,809.00	166,809.00	113,191.00
771 Postage and Deliveries	-	-	50,000.00	(50,000.00)
772 Telephone Expenses - Landline	920,000.00	13,989.40	13,989.40	906,010.60
773 Telephone Expenses - Mobile	393,000.00	-	-	393,000.00
774 Internet Expenses	-	8,960.00	17,920.00	(17,920.00)
781 Printing & Binding Expenses	160,000.00	-	-	160,000.00
782 Rent Expense	200,000.00	4,838.40	9,676.80	190,323.20
783 Representation Expenses	100,000.00	-	-	100,000.00
786 Subscription	950,000.00	1,100.00	1,100.00	948,900.00
799 Other Professional Services	850,000.00	31,935.30	62,427.01	787,572.99
821 Repair & Maintenance -Office Equipment	400,000.00	-	-	400,000.00
840 Repair&Maint. - Other Equipt.	250,000.00	-	-	250,000.00
TOTAL, A.03.A.01	12,343,000.00	643,189.37	1,243,063.90	11,099,936.10
II.a.2 Implementation of Science and Technology Promotion and Advocacy Program				
A.03.a.02 - Personal Services	5,371,000.00	561,436.68	1,002,873.36	4,368,126.64
701 Salaries & Wages - Regular	3,839,000.00	345,880.00	691,760.00	3,147,240.00
711 Personnel Economic Relief Allow. (PERA)	384,000.00	40,000.00	80,000.00	304,000.00
713 Representation Allowance (RA)	48,000.00	4,000.00	8,000.00	40,000.00
714 Transportation Allowance (TA)	48,000.00	4,000.00	8,000.00	40,000.00
715 Clothing/Uniform Allowance	64,000.00	80,000.00	80,000.00	(16,000.00)
717 Productivity Incentive Allowance	32,000.00	40,000.00	40,000.00	(8,000.00)
724 Cash Gift	80,000.00	-	-	80,000.00
725 Year End Bonus	320,000.00	-	-	320,000.00
731 Life & Retirement Insurance Contributions	461,000.00	39,699.84	79,399.68	381,600.32
732 PAG-IBIG Contributions	20,000.00	2,000.00	4,000.00	16,000.00
733 PHILHEALTH Contributions	45,000.00	4,062.50	8,125.00	36,875.00
734 ECC Contributions	20,000.00	1,794.34	3,588.68	16,411.32
749 Other Personnel Benefits	10,000.00	-	-	10,000.00

Handwritten signature/initials

Republic of the Philippines
DEPARTMENT OF SCIENCE AND TECHNOLOGY
SCIENCE AND TECHNOLOGY INFORMATION INSTITUTE

REVISED STATEMENT OF ALLOTMENT, OBLIGATIONS AND BALANCES

As of February 28, 2011

P / A / P ALLOTMENT CLASS/ OBJECT OF EXPENDITURES (1)	ALLOTMENT RECEIVED (2)	OBLIGATIONS INCURRED		UNOBLIGATED BALANCE OF ALLOTMENT (5)=(2)-(4)
		THIS REPORT (3)	TO DATE (4)	
792 Auditing Services	50,000.00	11,400.82	11,596.60	38,403.40
796 Janitorial Services	756,000.00	94,808.89	128,458.89	627,541.11
797 Security Services	1,020,000.00	124,455.18	124,455.18	895,544.82
799 Other Professional Services	188,000.00	69,035.66	135,218.47	52,781.53
811 Repair & Maintenance -Office Buildings	200,000.00	-	10,000.00	190,000.00
821 Repair & Maintenance -Office Equipment	200,000.00	-	10,000.00	190,000.00
822 Repair & Maintenance -Fur. & Fixtures	100,000.00	-	-	100,000.00
841 Repair & Maintenance - Motor Vehicles	100,000.00	9,033.75	39,433.75	60,566.25
883 Extraordinary Expenses	80,000.00	10,000.00	10,000.00	70,000.00
891 Taxes, Dutes & Fees	-	-	2,229.06	(2,229.06)
892 Fidelity Bond Premiums	100,000.00	-	19,125.00	80,875.00
893 Insurance Expenses	100,000.00	-	27,226.57	72,773.43
A.01.a.01 - Capital Outlay	150,000.00	-	-	150,000.00
221 Office Equipment	150,000.00	-	-	150,000.00
TOTAL, A.01.a.01	13,221,000.00	1,188,594.94	2,139,168.21	11,081,831.79
II.a.1 - Operation of Science and Technology Center for Information Services				
A.03.a.01 - Personal Services	6,305,000.00	404,783.83	732,481.55	5,572,518.45
701 Salaries & Wages - Regular	4,545,000.00	258,967.14	523,484.54	4,021,515.46
711 Personnel Economic Relief Allow.(PERA)	432,000.00	30,000.00	59,363.63	372,636.37
713 Representation Allowance (RA)	48,000.00	-	-	48,000.00
714 Transportation Allowance (TA)	48,000.00	-	-	48,000.00
715 Clothing/Uniform Allowance	72,000.00	52,000.00	52,000.00	20,000.00
717 Productivity Incentive Allowance	36,000.00	30,000.00	30,000.00	6,000.00
724 Cash Gift	90,000.00	-	-	90,000.00
725 Year End Bonus	379,000.00	-	-	379,000.00
731 Life & Retirement Insurance Contributions	546,000.00	28,175.28	56,350.56	489,649.44
732 PAG-IBIG Contributions	22,000.00	1,300.00	2,600.00	19,400.00
733 PHILHEALTH Contributions	53,000.00	2,862.50	5,725.00	47,275.00
734 ECC Contributions	22,000.00	1,478.91	2,957.82	19,042.18
749 Other Personnel Benefits	12,000.00	-	-	12,000.00
A.03.a.01 - MOOE	6,038,000.00	238,405.54	510,582.35	5,527,417.65

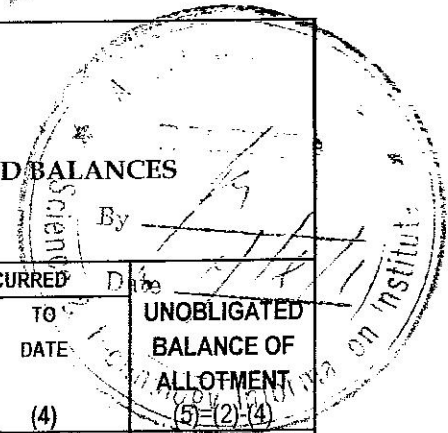
[Handwritten Signature]



Republic of the Philippines
DEPARTMENT OF SCIENCE AND TECHNOLOGY
SCIENCE AND TECHNOLOGY INFORMATION INSTITUTE

REVISOR'S STATEMENT OF ALLOTMENT, OBLIGATIONS AND BALANCES

As of February 28, 2011



Department of Budget and Management

APR 19 2011


P / A / P

By: BUDGET & MANAGEMENT

OBJECT OF EXPENDITURES

(1)	ALLOTMENT RECEIVED (2)	OBLIGATIONS INCURRED		UNOBLIGATED BALANCE OF ALLOTMENT (5)=(2)-(4)
		THIS REPORT (3)	TO DATE (4)	
A. PROGRAMS				
A.01.a.01 General Administrative and Support Services				
A.01.a.01 - Personal Services	5,917,000.00	567,387.03	1,077,253.01	4,839,746.99
701 Salaries & Wages - Regular	3,188,000.00	245,545.00	491,090.00	2,696,910.00
711 Personnel Economic Relief Allow.(PERA)	336,000.00	30,000.00	60,000.00	276,000.00
713 Representation Allowance (RA)	48,000.00	11,000.00	22,000.00	26,000.00
714 Transportation Allowance (TA)	48,000.00	4,000.00	8,000.00	40,000.00
715 Clothing/Uniform Allowance	56,000.00	56,000.00	56,000.00	-
716 Subsistence, Laundry & Quarter Allow.	1,414,000.00	158,625.00	336,483.33	1,077,516.67
717 Productivity Incentive Allowance	28,000.00	26,000.00	26,000.00	2,000.00
724 Cash Gift	70,000.00	-	-	70,000.00
725 Year End Bonus	266,000.00	-	-	266,000.00
731 Life & Retirement Insurance Contributions	383,000.00	30,347.76	65,378.64	317,621.36
732 PAG-IBIG Contributions	17,000.00	1,500.00	3,100.00	13,900.00
733 PHILHEALTH Contributions	38,000.00	2,962.50	6,287.50	31,712.50
734 ECC Contributions	17,000.00	1,406.77	2,913.54	14,086.46
749 Other Personnel Benefits	8,000.00	-	-	8,000.00
A.01.a.01 - MOOE	7,154,000.00	621,207.91	1,061,915.20	6,092,084.80
751 Travelling Exp. - local	50,000.00	3,900.00	8,900.00	41,100.00
752 Travelling Exp. - foreign	100,000.00	-	-	100,000.00
753 Training Expenses	100,000.00	-	-	100,000.00
755 Office Supplies Expenses	672,000.00	39,606.61	49,606.61	622,393.39
756 Accountable Forms Expenses	50,000.00	-	-	50,000.00
761 Gasoline, Oil and Lubricants Expenses	120,000.00	27,500.00	42,500.00	77,500.00
765 Other Supplies Expenses	50,000.00	-	-	50,000.00
766 Water Expenses	353,000.00	52,250.07	56,314.10	296,685.90
767 Electricity Expenses	2,265,000.00	149,609.33	307,882.23	1,957,117.77
771 Postage and Deliveries	100,000.00	-	-	100,000.00
772 Telephone Expenses - Landline	150,000.00	2,636.52	38,514.76	111,485.24
773 Telephone Expenses - Mobile	50,000.00	3,174.98	8,610.56	41,389.44
780 Advertising Expenses	150,000.00	-	-	150,000.00
782 Rent Expense	-	6,906.00	13,816.32	(13,816.32)
783 Representation Expenses	50,000.00	2,906.10	4,163.10	45,836.90
786 Subscription	-	13,881.00	13,881.00	(13,881.00)

ok



Republic of the Philippines
 DEPARTMENT OF SCIENCE AND TECHNOLOGY
 SCIENCE AND TECHNOLOGY INFORMATION INSTITUTE

STATEMENT OF ALLOTMENT, OBLIGATIONS AND BALANCES
 As of March 31, 2011

P / A / P ALLOTMENT CLASS/ OBJECT OF EXPENDITURES (1)	ALLOTMENT RECEIVED (2)	OBLIGATIONS INCURRED		UNOBLIGATED BALANCE OF ALLOTMENT (5)=(2)-(4)
		THIS REPORT (3)	TO DATE (4)	
NBC 521	-	123,389.21	371,449.16	(371,449.16)
701 Salaries & Wages - Regular	-	122,110.00	367,586.53	(367,586.53)
733 PHILHEALTH Contributions	-	1,237.50	3,737.50	(3,737.50)
734 ECC Contributions	-	41.71	125.13	(125.13)
NBC 521 (RLIP)	-	13,931.04	42,939.48	(42,939.48)
731 Life & Retirement Insurance Contributions	-	13,931.04	42,939.48	(42,939.48)
NBC 524	-	124,331.16	374,275.01	(374,275.01)
701 Salaries & Wages - Regular	-	123,161.00	370,739.53	(370,739.53)
733 PHILHEALTH Contributions	-	1,137.50	3,437.50	(3,437.50)
734 ECC Contributions	-	32.66	97.98	(97.98)
NBC 524	-	14,069.04	43,353.36	(43,353.36)
731 Life & Retirement Insurance Contributions	-	14,069.04	43,353.36	(43,353.36)
GRANTS-IN-AID	510,520.00	90,761.93	341,475.19	169,044.81
878 Donations	510,520.00	90,761.93	341,475.19	169,044.81
TOTAL OTHER RELEASES	817,935.00	366,482.38	1,480,907.07	(662,972.07)
GRAND-SUMMARY				
Personal Services	17,900,415.00	1,582,251.95	5,258,571.30	12,641,843.70
Maintenance & Other Operating Expense	19,588,654.86	1,724,780.11	4,101,721.13	15,486,933.73
Capital Outlay	7,150,000.00	-	-	7,150,000.00
GRAND-TOTAL	44,639,069.86	3,307,032.06	9,360,292.43	35,278,777.43

Certified Correct:

Approved/Submitted by:

ARLENE E. CENTENO
 Chief-FAD

RAYMUND E. LIBORO
 Director



STATEMENT OF ALLOTMENT, OBLIGATIONS AND BALANCES
 As of March 31, 2011

P / A / P ALLOTMENT CLASS/ OBJECT OF EXPENDITURES (1)	ALLOTMENT RECEIVED (2)	OBLIGATIONS INCURRED		UNOBLIGATED BALANCE OF ALLOTMENT (5)=(2)-(4)
		THIS REPORT (3)	TO DATE (4)	
792 Auditing Services	50,000.00	4,256.00	15,852.60	34,147.40
796 Janitorial Services	756,000.00	70,967.86	199,426.75	556,573.25
797 Security Services	1,020,000.00	69,353.02	193,808.20	826,191.80
799 Other Professional Services	1,938,000.00	135,736.43	411,631.68	1,526,368.32
811 Repair & Maintenance -Office Buildings	200,000.00	16,403.35	26,403.35	173,596.65
821 Repair & Maintenance -Office Equipment	600,000.00	-	10,000.00	590,000.00
822 Repair & Maintenance -Fur. & Fixtures	100,000.00	-	-	100,000.00
823 Repair & Maintenance -IT Equipt & Software	-	108,993.00	142,530.76	(142,530.76)
840 Repair&Maint. - Other Equipt.	500,000.00	-	-	500,000.00
841 Repair & Maintenance - Motor Vehicles	205,000.00	-	39,433.75	165,566.25
883 Extraordinary Expenses	255,000.00	9,000.00	28,000.00	227,000.00
891 Taxes, Dutes & Fees	-	-	2,229.06	(2,229.06)
892 Fidelity Bond Premiums	100,000.00	-	19,125.00	80,875.00
893 Insurance Expenses	100,000.00	-	27,226.57	72,773.43
969 Other MOOE	-	240,000.00	241,500.00	(241,500.00)
Capital Outlay	7,150,000.00	-	-	7,150,000.00
211 Office Buildings	7,000,000.00	-	-	7,000,000.00
221 Office Equipment	150,000.00	-	-	150,000.00
TOTAL CURRENT ALLOTMENT	43,699,000.00	2,940,549.68	7,843,987.38	35,855,012.62
CONTINUING APPROPRIATIONS				
GRANTS-IN-AID (Reg. Fund ASA)	32,656.86	-	32,397.98	258.88
755 Office Supplies Expenses	30,600.00	-	30,600.00	-
783 Representation Expenses	2,056.86	-	1,797.98	258.88
GRANTS-IN-AIDS	89,478.00	-	3,000.00	86,478.00
878 Donations	89,478.00	-	3,000.00	86,478.00
TOTAL CONTINUING APPROPRIATIONS	122,134.86	-	35,397.98	86,736.88
OTHER RELEASES				
PENSION & GRATUITY FUND (PGF)	307,415.00	-	307,414.87	0.13
742 Terminal Leave Benefits	307,415.00	-	307,414.87	0.13

CT 4/13/11



Republic of the Philippines
DEPARTMENT OF SCIENCE AND TECHNOLOGY
SCIENCE AND TECHNOLOGY INFORMATION INSTITUTE

STATEMENT OF ALLOTMENT, OBLIGATIONS AND BALANCES

As of March 31, 2011

P / A / P ALLOTMENT CLASS/ OBJECT OF EXPENDITURES (1)	ALLOTMENT RECEIVED (2)	OBLIGATIONS INCURRED		UNOBLIGATED BALANCE OF ALLOTMENT (5)=(2)-(4)
		THIS REPORT (3)	TO DATE (4)	
SUMMARY (CURRENT ALLOTMENT)				
PERSONAL SERVICES	17,593,000.00	1,306,531.50	4,119,139.42	13,473,860.58
701 Salaries & Wages - Regular	11,572,000.00	853,816.10	2,560,150.64	9,011,849.36
711 Personnel Economic Relief Allow.(PERA)	1,152,000.00	98,000.00	297,363.63	854,636.37
713 Representation Allowance (RA)	144,000.00	23,000.00	53,000.00	91,000.00
714 Transportation Allowance (TA)	144,000.00	16,000.00	32,000.00	112,000.00
715 Clothing/Uniform Allowance	192,000.00	-	188,000.00	4,000.00
716 Subsistence, Laundry & Quarter Allow.	1,414,000.00	188,125.00	524,608.33	889,391.67
717 Productivity Incentive Allowance	96,000.00	-	96,000.00	-
724 Cash Gift	240,000.00	-	-	240,000.00
725 Year End Bonus	965,000.00	-	-	965,000.00
731 Life & Retirement Insurance Contributions	1,390,000.00	98,222.88	299,351.76	1,090,648.24
732 PAG-IBIG Contributions	59,000.00	4,800.00	14,500.00	44,500.00
733 PHILHEALTH Contributions	136,000.00	9,887.50	30,025.00	105,975.00
734 ECC Contributions	59,000.00	4,680.02	14,140.06	44,859.94
749 Other Personnel Benefits	30,000.00	10,000.00	10,000.00	20,000.00
MOOE	18,956,000.00	1,634,018.18	3,724,847.96	15,231,152.04
751 Travelling Exp. - local	350,000.00	3,942.00	26,120.00	323,880.00
752 Travelling Exp. - foreign	430,000.00	-	-	430,000.00
753 Training Expenses	377,000.00	26,300.00	32,300.00	344,700.00
755 Office Supplies Expenses	2,782,000.00	386,117.46	957,295.23	1,824,704.77
756 Accountable Forms Expenses	50,000.00	-	-	50,000.00
761 Gasoline, Oil and Lubricants Expenses	120,000.00	12,000.00	55,800.00	64,200.00
765 Other Supplies Expenses	710,000.00	11,671.95	178,480.95	531,519.05
766 Water Expenses	353,000.00	20,545.95	76,860.05	276,139.95
767 Electricity Expenses	2,265,000.00	151,208.10	459,090.33	1,805,909.67
771 Postage and Deliveries	100,000.00	50,669.76	100,909.44	(909.44)
772 Telephone Expenses - Landline	1,570,000.00	49,318.50	101,822.66	1,468,177.34
773 Telephone Expenses - Mobile	618,000.00	6,000.00	19,210.56	598,789.44
774 Internet Expenses	-	8,960.00	26,880.00	(26,880.00)
775 Cable, Satellite, Telegraph & Radio Exp.	-	36,410.00	36,410.00	(36,410.00)
780 Advertising Expenses	350,000.00	-	-	350,000.00
781 Printing & Binding Expenses	1,185,000.00	157,000.00	157,000.00	1,028,000.00
782 Rent Expense	215,000.00	3,584.00	27,077.12	187,922.88
783 Representation Expenses	507,000.00	21,682.80	43,725.90	463,274.10
784 Transportation & Delivery Expenses	130,000.00	-	-	130,000.00
786 Subscription	1,020,000.00	33,898.00	68,698.00	951,302.00

Handwritten signature/initials



Republic of the Philippines
 DEPARTMENT OF SCIENCE AND TECHNOLOGY
 SCIENCE AND TECHNOLOGY INFORMATION INSTITUTE

STATEMENT OF ALLOTMENT, OBLIGATIONS AND BALANCES
 As of March 31, 2011

P / A / P ALLOTMENT CLASS/ OBJECT OF EXPENDITURES (1)	ALLOTMENT RECEIVED (2)	OBLIGATIONS INCURRED		UNOBLIGATED BALANCE OF ALLOTMENT (5)=(2)-(4)
		THIS REPORT (3)	TO DATE (4)	
733 PHILHEALTH Contributions	45,000.00	4,062.50	12,187.50	32,812.50
734 ECC Contributions	20,000.00	1,794.34	5,383.02	14,616.98
749 Other Personnel Benefits	10,000.00	5,000.00	5,000.00	5,000.00
A.03.a.02 - MOOE	5,764,000.00	567,828.11	1,086,160.34	4,677,839.66
751 Travelling Exp. - local	100,000.00	-	12,978.00	87,022.00
752 Travelling Exp. - foreign	230,000.00	-	-	230,000.00
753 Training Expenses	102,000.00	11,500.00	11,500.00	90,500.00
755 Office Supplies Expenses	1,050,000.00	181,606.60	520,817.62	529,182.38
761 Gasoline, Oil and Lubricants Expenses	-	-	1,300.00	(1,300.00)
765 Other Supplies Expenses	380,000.00	1,731.95	1,731.95	378,268.05
771 Postage and Deliveries	-	669.76	909.44	(909.44)
772 Telephone Expenses - Landline	500,000.00	-	-	500,000.00
773 Telephone Expenses - Mobile	175,000.00	1,500.00	6,100.00	168,900.00
780 Advertising Expenses	200,000.00	-	-	200,000.00
781 Printing & Binding Expenses	1,025,000.00	157,000.00	157,000.00	868,000.00
782 Rent Expense	15,000.00	-	-	15,000.00
783 Representation Expenses	357,000.00	2,508.00	20,388.00	336,612.00
784 Transportation & Delivery Expenses	130,000.00	-	-	130,000.00
786 Subscription	70,000.00	17,652.00	37,488.00	32,512.00
799 Other Professional Services	900,000.00	32,872.80	111,122.57	788,877.43
823 Repair & Maintenance -IT Equipt & Software	-	51,787.00	85,324.76	(85,324.76)
840 Repair&Maint. - Other Equipt.	250,000.00	-	-	250,000.00
841 Repair & Maintenance - Motor Vehicles	105,000.00	-	-	105,000.00
883 Extraordinary Expenses	175,000.00	9,000.00	18,000.00	157,000.00
969 Other MOOE	-	100,000.00	101,500.00	(101,500.00)
TOTAL, A.03.a.02	11,135,000.00	1,014,264.79	2,535,470.38	8,599,529.62
B. PROJECTS (Capital Outlay)				
B.1.a - Rehabilitation of STII Bldg. (Electrical and Cable System)				
211 Office Buildings	7,000,000.00	-	-	7,000,000.00
TOTAL, B.1.a	7,000,000.00	-	-	7,000,000.00

Handwritten signature and date: 4/13/11



Republic of the Philippines
 DEPARTMENT OF SCIENCE AND TECHNOLOGY
 SCIENCE AND TECHNOLOGY INFORMATION INSTITUTE

STATEMENT OF ALLOTMENT, OBLIGATIONS AND BALANCES
 As of March 31, 2011

P / A / P ALLOTMENT CLASS/ OBJECT OF EXPENDITURES (1)	ALLOTMENT RECEIVED (2)	OBLIGATIONS INCURRED		UNOBLIGATED BALANCE OF ALLOTMENT (5)=(2)-(4)
		THIS REPORT (3)	TO DATE (4)	
A.03.a.01 - MOOE	6,038,000.00	438,172.36	948,754.71	5,089,245.29
751 Travelling Exp. - local	200,000.00	-	300.00	199,700.00
752 Travelling Exp. - foreign	100,000.00	-	-	100,000.00
753 Training Expenses	175,000.00	10,000.00	16,000.00	159,000.00
755 Office Supplies Expenses	1,060,000.00	171,951.81	354,311.95	705,688.05
765 Other Supplies Expenses	280,000.00	-	166,809.00	113,191.00
771 Postage and Deliveries	-	50,000.00	100,000.00	(100,000.00)
772 Telephone Expenses - Landline	920,000.00	49,318.50	63,307.90	856,692.10
773 Telephone Expenses - Mobile	393,000.00	3,000.00	3,000.00	390,000.00
774 Internet Expenses	-	8,960.00	26,880.00	(26,880.00)
781 Printing & Binding Expenses	160,000.00	-	-	160,000.00
782 Rent Expense	200,000.00	-	9,676.80	190,323.20
783 Representation Expenses	100,000.00	11,970.00	11,970.00	88,030.00
786 Subscription	950,000.00	16,246.00	17,346.00	932,654.00
799 Other Professional Services	850,000.00	32,381.05	94,808.06	755,191.94
821 Repair & Maintenance -Office Equipment	400,000.00	-	-	400,000.00
823 Repair & Maintenance -IT Equipt & Software	-	19,345.00	19,345.00	(19,345.00)
840 Repair&Maint. - Other Equipt.	250,000.00	-	-	250,000.00
969 Other MOOE	-	65,000.00	65,000.00	(65,000.00)
TOTAL, A.03.A.01	12,343,000.00	780,622.15	2,023,686.05	10,319,313.95
II.a.2 Implementation of Science and Technology Promotion and Advocacy Program				
A.03.a.02 - Personal Services	5,371,000.00	446,436.68	1,449,310.04	3,921,689.96
701 Salaries & Wages - Regular	3,839,000.00	345,880.00	1,037,640.00	2,801,360.00
711 Personnel Economic Relief Allow.(PERA)	384,000.00	40,000.00	120,000.00	264,000.00
713 Representation Allowance (RA)	48,000.00	4,000.00	12,000.00	36,000.00
714 Transportation Allowance (TA)	48,000.00	4,000.00	12,000.00	36,000.00
715 Clothing/Uniform Allowance	64,000.00	-	80,000.00	(16,000.00)
717 Productivity Incentive Allowance	32,000.00	-	40,000.00	(8,000.00)
724 Cash Gift	80,000.00	-	-	80,000.00
725 Year End Bonus	320,000.00	-	-	320,000.00
731 Life & Retirement Insurance Contributions	461,000.00	39,556.68	119,000.52	381,443.40
732 PAG-IBIG Contributions	20,000.00	2,000.00	6,000.00	14,000.00

Handwritten signature or initials

Republic of the Philippines
DEPARTMENT OF SCIENCE AND TECHNOLOGY
SCIENCE AND TECHNOLOGY INFORMATION INSTITUTE

STATEMENT OF ALLOTMENT, OBLIGATIONS AND BALANCES
As of March 31, 2011

P / A / P ALLOTMENT CLASS/ OBJECT OF EXPENDITURES (1)	ALLOTMENT RECEIVED (2)	OBLIGATIONS INCURRED		UNOBLIGATED BALANCE OF ALLOTMENT (5)=(2)-(4)
		THIS REPORT (3)	TO DATE (4)	
786 Subscription	-	-	13,864.00	(13,864.00)
792 Auditing Services	50,000.00	4,256.00	15,852.60	34,147.40
796 Janitorial Services	756,000.00	70,967.86	199,426.75	556,573.25
797 Security Services	1,020,000.00	69,353.02	193,808.20	826,191.80
799 Other Professional Services	188,000.00	70,482.58	205,701.05	(17,701.05)
811 Repair & Maintenance -Office Buildings	200,000.00	16,403.35	26,403.35	173,596.65
821 Repair & Maintenance -Office Equipment	200,000.00	-	10,000.00	190,000.00
822 Repair & Maintenance -Fur. & Fixtures	100,000.00	-	-	100,000.00
823 Repair & Maintenance -IT Equipt & Software	-	37,861.00	37,861.00	(37,861.00)
841 Repair & Maintenance - Motor Vehicles	100,000.00	-	39,433.75	60,566.25
883 Extraordinary Expenses	80,000.00	-	10,000.00	70,000.00
891 Taxes, Dutes & Fees	-	-	2,229.06	(2,229.06)
892 Fidelity Bond Premiums	100,000.00	-	19,125.00	80,875.00
893 Insurance Expenses	100,000.00	-	27,226.57	72,773.43
969 Other MOOE	-	75,000.00	75,000.00	(75,000.00)
A.01.a.01 - Capital Outlay	150,000.00	-	-	150,000.00
221 Office Equipment	150,000.00	-	-	150,000.00
TOTAL, A.01.a.01	13,221,000.00	1,145,662.74	3,284,830.95	9,936,169.05
II.a.1 - Operation of Science and Technology Center for Information Services				
A.03.a.01 - Personal Services	6,305,000.00	342,449.79	1,074,931.34	5,230,068.66
701 Salaries & Wages - Regular	4,545,000.00	259,633.10	783,117.64	3,761,882.36
711 Personnel Economic Relief Allow.(PERA)	432,000.00	28,000.00	87,363.63	344,636.37
713 Representation Allowance (RA)	48,000.00	8,000.00	8,000.00	40,000.00
714 Transportation Allowance (TA)	48,000.00	8,000.00	8,000.00	40,000.00
715 Clothing/Uniform Allowance	72,000.00	-	52,000.00	20,000.00
717 Productivity Incentive Allowance	36,000.00	-	30,000.00	6,000.00
724 Cash Gift	90,000.00	-	-	90,000.00
725 Year End Bonus	379,000.00	-	-	379,000.00
731 Life & Retirement Insurance Contributions	546,000.00	28,175.28	84,525.84	461,474.16
732 PAG-IBIG Contributions	22,000.00	1,300.00	3,900.00	18,100.00
733 PHILHEALTH Contributions	53,000.00	2,862.50	8,587.50	44,412.50
734 ECC Contributions	22,000.00	1,478.91	4,436.73	17,563.28
749 Other Personnel Benefits	12,000.00	5,000.00	5,000.00	7,000.00

Handwritten signature




Republic of the Philippines
 DEPARTMENT OF SCIENCE AND TECHNOLOGY
 SCIENCE AND TECHNOLOGY INFORMATION INSTITUTE

STATEMENT OF ALLOTMENT, OBLIGATIONS AND BALANCES

As of March 31, 2011

APR 19 2011

P / A / P ALLOTMENT CLASS/ OBJECT OF EXPENDITURES (1)	OBLIGATIONS INCURRED		BUDGET TO DATE (4)	MANAGEMENT UNOBLIGATED BALANCE OF ALLOTMENT (5)=(2)-(4)
	ALLOTMENT RECEIVED (2)	OTHERWISE REPORT (3)		
A. PROGRAMS				
A.01.a.01 General Administrative and Support Services				
A.01.a.01 - Personal Services	5,917,000.00	517,645.03	1,594,898.04	4,322,101.96
701 Salaries & Wages - Regular	3,188,000.00	248,303.00	739,393.00	2,448,607.00
711 Personnel Economic Relief Allow.(PERA)	336,000.00	30,000.00	90,000.00	246,000.00
713 Representation Allowance (RA)	48,000.00	11,000.00	33,000.00	15,000.00
714 Transportation Allowance (TA)	48,000.00	4,000.00	12,000.00	36,000.00
715 Clothing/Uniform Allowance	56,000.00	-	56,000.00	-
716 Subsistence, Laundry & Quarter Allow.	1,414,000.00	188,125.00	524,608.33	889,391.67
717 Productivity Incentive Allowance	28,000.00	-	26,000.00	2,000.00
724 Cash Gift	70,000.00	-	-	70,000.00
725 Year End Bonus	266,000.00	-	-	266,000.00
731 Life & Retirement Insurance Contributions	383,000.00	30,347.76	95,726.40	287,273.60
732 PAG-IBIG Contributions	17,000.00	1,500.00	4,600.00	12,400.00
733 PHILHEALTH Contributions	38,000.00	2,962.50	9,250.00	28,750.00
734 ECC Contributions	17,000.00	1,406.77	4,320.31	12,679.69
749 Other Personnel Benefits	8,000.00	-	-	8,000.00
A.01.a.01 - MOOE	7,154,000.00	628,017.71	1,689,932.91	5,464,067.09
751 Travelling Exp. - local	50,000.00	3,942.00	12,842.00	37,158.00
752 Travelling Exp. - foreign	100,000.00	-	-	100,000.00
753 Training Expenses	100,000.00	4,800.00	4,800.00	95,200.00
755 Office Supplies Expenses	672,000.00	32,559.05	82,165.66	589,834.34
756 Accountable Forms Expenses	50,000.00	-	-	50,000.00
761 Gasoline, Oil and Lubricants Expenses	120,000.00	12,000.00	54,500.00	65,500.00
765 Other Supplies Expenses	50,000.00	9,940.00	9,940.00	40,060.00
766 Water Expenses	353,000.00	20,545.95	76,860.05	276,139.95
767 Electricity Expenses	2,265,000.00	151,208.10	459,090.33	1,805,909.67
771 Postage and Deliveries	100,000.00	-	-	100,000.00
772 Telephone Expenses - Landline	150,000.00	-	38,514.76	111,485.24
773 Telephone Expenses - Mobile	50,000.00	1,500.00	10,110.56	39,889.44
775 Cable, Satellite, Telegraph & Radio Exp.	-	35,400.00	35,400.00	-
780 Advertising Expenses	150,000.00	-	-	150,000.00
782 Rent Expense	-	-	-	-
783 Representation Expenses	50,000.00	-	-	50,000.00





STATEMENT OF ALLOTMENT, OBLIGATIONS AND BALANCES
 As of April 30, 2011

P / A / P ALLOTMENT CLASS/ OBJECT OF EXPENDITURES (1)	ALLOTMENT RECEIVED (2)	OBLIGATIONS INCURRED		UNOBLIGATED BALANCE OF ALLOTMENT (5)=(2)-(4)
		THIS REPORT (3)	TO DATE (4)	
PENSION & GRATUITY FUND (PGF)	307,415.00	-	307,414.87	0.13
742 Terminal Leave Benefits	307,415.00	-	307,414.87	0.13
NBC 521	-	124,839.71	496,288.87	(496,288.87)
701 Salaries & Wages - Regular	-	123,523.00	491,109.53	(491,109.53)
733 PHILHEALTH Contributions	-	1,275.00	5,012.50	(5,012.50)
734 ECC Contributions	-	41.71	166.84	(166.84)
NBC 521 (RLIP)	-	14,383.32	57,322.80	(57,322.80)
731 Life & Retirement Insurance Contributions	-	14,383.32	57,322.80	(57,322.80)
NBC 524	-	125,720.16	499,995.17	(499,995.17)
701 Salaries & Wages - Regular	-	124,575.00	495,314.53	(495,314.53)
733 PHILHEALTH Contributions	-	1,112.50	4,550.00	(4,550.00)
734 ECC Contributions	-	32.66	130.64	(130.64)
NBC 524	-	14,521.44	57,874.80	(57,874.80)
731 Life & Retirement Insurance Contributions	-	14,521.44	57,874.80	(57,874.80)
GRANTS-IN-AID	510,520.00	70,292.02	411,767.21	98,752.79
878 Donations	510,520.00	70,292.02	411,767.21	98,752.79
TOTAL OTHER RELEASES	817,935.00	349,756.65	1,830,663.72	(1,012,728.72)
GRAND-SUMMARY				
Personal Services	17,900,415.00	1,529,021.70	8,747,811.22	9,152,603.28
Maintenance & Other Operating Expense	19,588,654.86	1,232,851.54	5,111,111.11	14,477,543.75
Capital Outlay	7,150,000.00	-	-	7,150,000.00
GRAND-TOTAL	44,639,069.86	2,761,873.24	13,858,922.33	30,770,147.53

Certified Correct:

Approved/Submitted by:

ARLENE E. CENTENO
 Chief FAD

[Signature]
 RICHARD L. BARRERA
 Director



STATEMENT OF ALLOTMENT, OBLIGATIONS AND BALANCES
As of April 30, 2011

P / A / P ALLOTMENT CLASS/ OBJECT OF EXPENDITURES (1)	ALLOTMENT RECEIVED (2)	OBLIGATIONS INCURRED		UNOBLIGATED BALANCE OF ALLOTMENT (5)=(2)-(4)
		THIS REPORT (3)	TO DATE (4)	
784 Transportation & Delivery Expenses	130,000.00	-	-	130,000.00
786 Subscription	1,020,000.00	-	68,698.00	951,302.00
792 Auditing Services	50,000.00	8,440.36	24,292.96	25,707.04
796 Janitorial Services	756,000.00	106,451.79	305,878.54	450,121.46
797 Security Services	1,020,000.00	69,353.02	263,161.22	756,838.78
799 Other Professional Services	1,938,000.00	155,816.33	567,448.01	1,370,551.99
811 Repair & Maintenance -Office Buildings	200,000.00	54,848.70	81,252.05	118,747.95
821 Repair & Maintenance -Office Equipment	600,000.00	37,350.00	47,350.00	552,650.00
822 Repair & Maintenance -Fur. & Fixtures	100,000.00	-	-	100,000.00
823 Repair & Maintenance -IT Equipt & Software	-	22,265.00	164,795.76	(164,795.76)
840 Repair&Maint. - Other Equipt.	500,000.00	-	-	500,000.00
841 Repair & Maintenance - Motor Vehicles	205,000.00	5,400.00	44,833.75	160,166.25
883 Extraordinary Expenses	255,000.00	9,000.00	37,000.00	218,000.00
884 Miscellaneous Expenses	-	512.55	512.55	(512.55)
891 Taxes, Duites & Fees	-	-	2,229.06	(2,229.06)
892 Fidelity Bond Premiums	100,000.00	7,751.25	26,876.25	73,123.75
893 Insurance Expenses	100,000.00	-	27,226.57	72,773.43
969 Other MOOE	-	-	241,500.00	(241,500.00)
Capital Outlay	7,150,000.00	-	-	7,150,000.00
211 Office Buildings	7,000,000.00	-	-	7,000,000.00
221 Office Equipment	150,000.00	-	-	150,000.00
TOTAL CURRENT ALLOTMENT	43,699,000.00	2,411,656.71	10,255,644.09	33,443,355.91
CONTINUING APPROPRIATIONS				
GRANTS-IN-AID (Reg. Fund ASA)	32,656.86	-	32,397.98	258.88
755 Office Supplies Expenses	30,600.00	-	30,600.00	-
783 Representation Expenses	2,056.86	-	1,797.98	258.88
GRANTS-IN-AIDS	89,478.00	-	3,000.00	86,478.00
878 Donations	89,478.00	-	3,000.00	86,478.00
TOTAL CONTINUING APPROPRIATIONS	122,134.86	-	35,397.98	86,736.88
OTHER RELEASES				

A
5/16/11




Republic of the Philippines
DEPARTMENT OF SCIENCE AND TECHNOLOGY
SCIENCE AND TECHNOLOGY INFORMATION INSTITUTE

STATEMENT OF ALLOTMENT, OBLIGATIONS AND BALANCES
As of April 30, 2011

P / A / P ALLOTMENT CLASS/ OBJECT OF EXPENDITURES (1)	ALLOTMENT RECEIVED (2)	OBLIGATIONS INCURRED		UNOBLIGATED BALANCE OF ALLOTMENT (5)=(2)-(4)
		THIS REPORT (3)	TO DATE (4)	
TOTAL, B.I.a	7,000,000.00	-	-	7,000,000.00
SUMMARY (CURRENT ALLOTMENT)				
PERSONAL SERVICES	17,593,000.00	1,249,557.09	5,368,696.51	12,224,303.49
701 Salaries & Wages - Regular	11,572,000.00	845,647.00	3,405,797.64	8,166,202.36
711 Personnel Economic Relief Allow.(PERA)	1,152,000.00	98,000.00	395,363.63	756,636.37
713 Representation Allowance (RA)	144,000.00	19,000.00	72,000.00	72,000.00
714 Transportation Allowance (TA)	144,000.00	12,000.00	44,000.00	100,000.00
715 Clothing/Uniform Allowance	192,000.00	4,000.00	192,000.00	-
716 Subsistence, Laundry & Quarter Allow.	1,414,000.00	152,700.00	677,308.33	736,691.67
717 Productivity Incentive Allowance	96,000.00	-	96,000.00	-
724 Cash Gift	240,000.00	-	-	240,000.00
725 Year End Bonus	965,000.00	-	-	965,000.00
731 Life & Retirement Insurance Contributions	1,390,000.00	98,617.57	397,969.33	992,030.67
732 PAG-IBIG Contributions	59,000.00	4,800.00	19,300.00	39,700.00
733 PHILHEALTH Contributions	136,000.00	10,112.50	40,137.50	95,862.50
734 ECC Contributions	59,000.00	4,680.02	18,820.08	40,179.92
749 Other Personnel Benefits	30,000.00	-	10,000.00	20,000.00
MOOE	18,956,000.00	1,162,099.62	4,886,947.58	14,069,052.42
751 Travelling Exp. - local	350,000.00	35,869.00	61,989.00	288,011.00
752 Travelling Exp. - foreign	430,000.00	-	-	430,000.00
753 Training Expenses	377,000.00	-	32,300.00	344,700.00
755 Office Supplies Expenses	2,782,000.00	367,277.80	1,324,573.03	1,457,426.97
756 Accountable Forms Expenses	50,000.00	-	-	50,000.00
761 Gasoline, Oil and Lubricants Expenses	120,000.00	23,500.00	79,300.00	40,700.00
765 Other Supplies Expenses	710,000.00	-	178,480.95	531,519.05
766 Water Expenses	353,000.00	-	76,860.05	276,139.95
767 Electricity Expenses	2,265,000.00	173,016.46	632,106.79	1,632,893.21
771 Postage and Deliveries	100,000.00	346.08	101,255.52	(1,255.52)
772 Telephone Expenses - Landline	1,570,000.00	17,395.79	119,218.45	1,450,781.55
773 Telephone Expenses - Mobile	618,000.00	7,500.00	26,710.56	591,289.44
774 Internet Expenses	-	8,960.00	35,840.00	(35,840.00)
775 Cable, Satellite, Telegraph & Radio Exp.	-	-	35,410.00	(35,410.00)
780 Advertising Expenses	350,000.00	-	-	350,000.00
781 Printing & Binding Expenses	1,185,000.00	4,700.00	161,700.00	1,023,300.00
782 Rent Expense	215,000.00	19,861.99	46,942.11	168,157.89
783 Representation Expenses	507,000.00	26,488.50	70,286.40	430,713.50

d/114




Republic of the Philippines
DEPARTMENT OF SCIENCE AND TECHNOLOGY
SCIENCE AND TECHNOLOGY INFORMATION INSTITUTE

STATEMENT OF ALLOTMENT, OBLIGATIONS AND BALANCES
As of April 30, 2011

P / A / P ALLOTMENT CLASS/ OBJECT OF EXPENDITURES (1)	ALLOTMENT RECEIVED (2)	OBLIGATIONS INCURRED		UNOBLIGATED BALANCE OF ALLOTMENT (5)=(2)-(4)
		THIS REPORT (3)	TO DATE (4)	
732 PAG-IBIG Contributions	20,000.00	2,000.00	8,000.00	12,000.00
733 PHILHEALTH Contributions	45,000.00	4,062.50	16,250.00	28,750.00
734 ECC Contributions	20,000.00	1,794.34	7,177.36	12,822.64
749 Other Personnel Benefits	10,000.00	-	5,000.00	5,000.00
A.03.a.02 - MOOE	5,764,000.00	305,509.80	1,391,670.14	4,372,329.86
751 Travelling Exp. - local	100,000.00	10,293.00	23,271.00	76,729.00
752 Travelling Exp. - foreign	230,000.00	-	-	230,000.00
753 Training Expenses	102,000.00	-	11,500.00	90,500.00
755 Office Supplies Expenses	1,050,000.00	174,831.60	695,649.22	354,350.78
761 Gasoline, Oil and Lubricants Expenses	-	-	1,300.00	(1,300.00)
765 Other Supplies Expenses	380,000.00	-	1,731.95	378,268.05
771 Postage and Deliveries	-	346.08	1,255.52	(1,255.52)
772 Telephone Expenses - Landline	500,000.00	-	-	500,000.00
773 Telephone Expenses - Mobile	175,000.00	2,500.00	8,600.00	166,400.00
780 Advertising Expenses	200,000.00	-	-	200,000.00
781 Printing & Binding Expenses	1,025,000.00	4,700.00	161,700.00	863,300.00
782 Rent Expense	15,000.00	-	-	15,000.00
783 Representation Expenses	357,000.00	19,412.50	39,800.50	317,199.50
784 Transportation & Delivery Expenses	130,000.00	-	-	130,000.00
786 Subscription	70,000.00	-	37,488.00	32,512.00
799 Other Professional Services	900,000.00	53,576.62	164,699.19	735,300.81
821 Repair & Maintenance -Office Equipment	-	37,350.00	37,350.00	(37,350.00)
823 Repair & Maintenance -IT Equipt & Software	-	2,500.00	87,824.76	(87,824.76)
840 Repair&Maint. - Other Equipt.	250,000.00	-	-	250,000.00
841 Repair & Maintenance - Motor Vehicles	105,000.00	-	-	105,000.00
883 Extraordinary Expenses	175,000.00	-	18,000.00	157,000.00
884 Miscellaneous Expenses	-	-	-	-
969 Other MOOE	-	-	101,500.00	(101,500.00)
TOTAL, A.03.a.02	11,135,000.00	746,946.48	3,282,416.86	7,852,583.14
B. PROJECTS (Capital Outlay)				
B.1a - Rehabilitation of STII Bldg. (Electrical and Cable System)				
211 Office Buildings	7,000,000.00			7,000,000.00

Handwritten signature or initials



Republic of the Philippines
DEPARTMENT OF SCIENCE AND TECHNOLOGY
SCIENCE AND TECHNOLOGY INFORMATION INSTITUTE

STATEMENT OF ALLOTMENT, OBLIGATIONS AND BALANCES
As of April 30, 2011

P / A / P ALLOTMENT CLASS/ OBJECT OF EXPENDITURES (1)	ALLOTMENT RECEIVED (2)	OBLIGATIONS INCURRED		UNOBLIGATED BALANCE OF ALLOTMENT (5)=(2)-(4)
		THIS REPORT (3)	TO DATE (4)	
749 Other Personnel Benefits	12,000.00	-	5,000.00	7,000.00
A.03.a.01 - MOOE	6,038,000.00	278,694.81	1,227,449.52	4,810,550.48
751 Travelling Exp. - local	200,000.00	19,576.00	19,876.00	180,124.00
752 Travelling Exp. - foreign	100,000.00	-	-	100,000.00
753 Training Expenses	175,000.00	-	16,000.00	159,000.00
755 Office Supplies Expenses	1,060,000.00	182,863.00	537,174.95	522,825.05
765 Other Supplies Expenses	280,000.00	-	166,809.00	113,191.00
771 Postage and Deliveries	-	-	100,000.00	(100,000.00)
772 Telephone Expenses - Landline	920,000.00	14,759.27	78,067.17	841,932.83
773 Telephone Expenses - Mobile	393,000.00	1,500.00	4,500.00	388,500.00
774 Internet Expenses	-	8,960.00	35,840.00	(35,840.00)
781 Printing & Binding Expenses	160,000.00	-	-	160,000.00
782 Rent Expense	200,000.00	11,058.43	20,735.23	179,264.77
783 Representation Expenses	100,000.00	7,068.00	19,038.00	80,962.00
786 Subscription	950,000.00	-	17,346.00	932,654.00
799 Other Professional Services	850,000.00	32,910.11	127,718.17	722,281.83
821 Repair & Maintenance -Office Equipment	400,000.00	-	-	400,000.00
823 Repair & Maintenance -IT Equipt & Software	-	-	19,345.00	(19,345.00)
840 Repair&Maint. - Other Equipt.	250,000.00	-	-	250,000.00
969 Other MOOE	-	-	65,000.00	(65,000.00)
TOTAL, A.03.A.01	12,343,000.00	597,673.07	2,621,359.12	9,721,640.88
II.a.2 Implementation of Science and Technology Promotion and Advocacy Program				
A.03.a.02 - Personal Services	5,371,000.00	441,436.68	1,890,746.72	3,480,253.28
701 Salaries & Wages - Regular	3,839,000.00	345,880.00	1,383,520.00	2,455,480.00
711 Personnel Economic Relief Allow.(PERA)	384,000.00	40,000.00	160,000.00	224,000.00
713 Representation Allowance (RA)	48,000.00	4,000.00	16,000.00	32,000.00
714 Transportation Allowance (TA)	48,000.00	4,000.00	16,000.00	32,000.00
715 Clothing/Uniform Allowance	64,000.00	-	20,000.00	(44,000.00)
717 Productivity Incentive Allowance	32,000.00	-	40,000.00	(8,000.00)
724 Cash Gift	80,000.00	-	-	80,000.00
725 Year End Bonus	320,000.00	-	-	320,000.00
731 Life & Retirement Insurance Contributions	461,000.00	30,000.00	150,000.00	311,000.00

Handwritten signature or initials



Republic of the Philippines
DEPARTMENT OF SCIENCE AND TECHNOLOGY
SCIENCE AND TECHNOLOGY INFORMATION INSTITUTE

STATEMENT OF ALLOTMENT, OBLIGATIONS AND BALANCES
As of April 30, 2011


P / A / P ALLOTMENT CLASS/ OBJECT OF EXPENDITURES (1)	ALLOTMENT RECEIVED (2)	OBLIGATIONS INCURRED		UNOBLIGATED BALANCE OF ALLOTMENT (5)=(2)-(4)
		THIS REPORT (3)	TO DATE (4)	
786 Subscription	-	-	13,864.00	(13,864.00)
792 Auditing Services	50,000.00	8,440.36	24,292.96	25,707.04
796 Janitorial Services	756,000.00	106,451.79	305,878.54	450,121.46
797 Security Services	1,020,000.00	69,353.02	263,161.22	756,838.78
799 Other Professional Services	188,000.00	69,329.60	275,030.65	(87,030.65)
811 Repair & Maintenance -Office Buildings	200,000.00	54,848.70	81,252.05	118,747.95
821 Repair & Maintenance -Office Equipment	200,000.00	-	10,000.00	190,000.00
822 Repair & Maintenance -Fur. & Fixtures	100,000.00	-	-	100,000.00
823 Repair & Maintenance -IT Equipmt & Software	-	19,765.00	57,626.00	(57,626.00)
841 Repair & Maintenance - Motor Vehicles	100,000.00	5,400.00	44,833.75	55,166.25
883 Extraordinary Expenses	80,000.00	9,000.00	19,000.00	61,000.00
884 Miscellaneous Expenses	-	512.55	512.55	(512.55)
891 Taxes, Dutes & Fees	-	-	2,229.06	(2,229.06)
892 Fidelity Bond Premiums	100,000.00	7,751.25	26,876.25	73,123.75
893 Insurance Expenses	100,000.00	-	27,226.57	72,773.43
969 Other MOOE	-	-	75,000.00	(75,000.00)
A.01.a.01 - Capital Outlay	150,000.00	-	-	150,000.00
221 Office Equipment	150,000.00	-	-	150,000.00
TOTAL, A.01.a.01	13,221,000.00	1,067,037.16	4,351,868.11	8,869,131.89
II.a.1 - Operation of Science and Technology Center for Information Services				
A.03.a.01 - Personal Services	6,305,000.00	318,978.26	1,393,909.60	4,911,090.40
701 Salaries & Wages - Regular	4,545,000.00	248,194.00	1,031,311.64	3,513,688.36
711 Personnel Economic Relief Allow.(PERA)	432,000.00	28,000.00	115,363.63	316,636.37
713 Representation Allowance (RA)	48,000.00	4,000.00	12,000.00	36,000.00
714 Transportation Allowance (TA)	48,000.00	4,000.00	12,000.00	36,000.00
715 Clothing/Uniform Allowance	72,000.00	-	52,000.00	20,000.00
717 Productivity Incentive Allowance	36,000.00	-	30,000.00	6,000.00
724 Cash Gift	90,000.00	-	-	90,000.00
725 Year End Bonus	379,000.00	-	-	379,000.00
731 Life & Retirement Insurance Contributions	546,000.00	28,992.85	113,518.69	432,481.31
732 PAG-IBIG Contributions	22,000.00	1,300.00	5,200.00	15,500.00
733 PHILHEALTH Contributions	53,000.00	3,012.50	11,600.00	41,487.50
734 ECC Contributions	22,000.00	1,478.91	5,915.64	16,611.35

D 5/16/11



Republic of the Philippines
DEPARTMENT OF SCIENCE AND TECHNOLOGY
SCIENCE AND TECHNOLOGY INFORMATION INSTITUTE

STATEMENT OF ALLOTMENT, OBLIGATIONS AND BALANCES
As of April 30, 2011



P / A / P ALLOTMENT CLASS/ OBJECT OF EXPENDITURES (1)	ALLOTMENT RECEIVED (2)	OBLIGATIONS INCURRED		UNOBLIGATED BALANCE OF ALLOTMENT (5)=(2)-(4)
		THIS REPORT (3)	TO DATE (4)	
A. PROGRAMS				
A.01.a.01 General Administrative and Support Services				
A.01.a.01 - Personal Services	5,917,000.00	489,142.15	2,084,040.19	3,832,959.81
701 Salaries & Wages - Regular	3,188,000.00	251,573.00	990,966.00	2,197,034.00
711 Personnel Economic Relief Allow.(PERA)	336,000.00	30,000.00	120,000.00	216,000.00
713 Representation Allowance (RA)	48,000.00	11,000.00	44,000.00	4,000.00
714 Transportation Allowance (TA)	48,000.00	4,000.00	16,000.00	32,000.00
715 Clothing/Uniform Allowance	56,000.00	4,000.00	60,000.00	(4,000.00)
716 Subsistence, Laundry & Quarter Allow.	1,414,000.00	152,700.00	677,308.33	736,691.67
717 Productivity Incentive Allowance	28,000.00	-	26,000.00	2,000.00
724 Cash Gift	70,000.00	-	-	70,000.00
725 Year End Bonus	266,000.00	-	-	266,000.00
731 Life & Retirement Insurance Contributions	383,000.00	29,924.88	125,651.28	257,348.72
732 PAG-IBIG Contributions	17,000.00	1,500.00	6,100.00	10,900.00
733 PHILHEALTH Contributions	38,000.00	3,037.50	12,287.50	25,712.50
734 ECC Contributions	17,000.00	1,406.77	5,727.08	11,272.92
749 Other Personnel Benefits	8,000.00	-	-	8,000.00
A.01.a.01 - MOOE	7,154,000.00	577,895.01	2,267,827.92	4,886,172.08
751 Travelling Exp. - local	50,000.00	6,000.00	18,842.00	31,158.00
752 Travelling Exp. - foreign	100,000.00	-	-	100,000.00
753 Training Expenses	100,000.00	-	4,800.00	95,200.00
755 Office Supplies Expenses	672,000.00	9,583.20	91,748.86	580,251.14
756 Accountable Forms Expenses	50,000.00	-	-	50,000.00
761 Gasoline, Oil and Lubricants Expenses	120,000.00	23,500.00	78,000.00	42,000.00
765 Other Supplies Expenses	50,000.00	-	9,940.00	40,060.00
766 Water Expenses	353,000.00	-	76,860.05	276,139.95
767 Electricity Expenses	2,265,000.00	173,016.46	632,106.79	1,632,883.21
771 Postage and Deliveries	100,000.00	-	-	100,000.00
772 Telephone Expenses - Landline	150,000.00	2,636.52	41,151.28	106,812.20
773 Telephone Expenses - Mobile	50,000.00	3,500.00	13,900.55	32,599.45
775 Cable, Satellite, Telegraph & Radio Exp.	-	-	3,400.00	(3,400.00)
780 Advertising Expenses	150,000.00	-	-	150,000.00
782 Rent Expense	-	-	20,000.00	(20,000.00)
783 Representation Expenses	50,000.00	-	-	50,000.00

RECEIVED
MAY 18 2011
BUDGET & MANAGEMENT BUREAU

STATEMENT OF ALLOTMENT, OBLIGATIONS AND BALANCES
 As of May 31, 2011

P / A / P ALLOTMENT CLASS/ OBJECT OF EXPENDITURES (1)	ALLOTMENT RECEIVED (2)	OBLIGATIONS INCURRED		UNOBLIGATED BALANCE OF ALLOTMENT (5)=(2)-(4)
		THIS REPORT (3)	TO DATE (4)	
742 Terminal Leave Benefits	307,415.00	-	307,414.87	0.13
NBC 521	-	182,421.21	678,710.08	(678,710.08)
701 Salaries & Wages - Regular	-	119,343.00	610,452.53	(610,452.53)
725 Year-end Bonus	-	61,761.50	61,761.50	(61,761.50)
733 PHILHEALTH Contributions	-	1,275.00	6,287.50	(6,287.50)
734 ECC Contributions	-	41.71	208.55	(208.55)
NBC 521 (RLIP)	-	14,383.32	71,706.12	(71,706.12)
731 Life & Retirement Insurance Contributions	-	14,383.32	71,706.12	(71,706.12)
NBC 524	-	183,827.66	683,822.83	(683,822.83)
701 Salaries & Wages - Regular	-	120,395.00	615,709.53	(615,709.53)
725 Year-end Bonus	-	62,287.50	62,287.50	(62,287.50)
733 PHILHEALTH Contributions	-	1,112.50	5,662.50	(5,662.50)
734 ECC Contributions	-	32.66	163.30	(163.30)
NBC 524	-	14,521.44	72,396.24	(72,396.24)
731 Life & Retirement Insurance Contributions	-	14,521.44	72,396.24	(72,396.24)
GRANTS-IN-AID	510,520.00	46,100.77	457,867.98	52,652.02
878 Donations	510,520.00	46,100.77	457,867.98	52,652.02
TOTAL OTHER RELEASES	817,935.00	441,254.40	2,271,918.12	(1,453,983.12)
GRAND-SUMMARY				
Personal Services	17,900,415.00	2,190,940.41	8,978,533.43	8,921,881.57
Maintenance & Other Operating Expense	19,588,654.86	1,589,091.34	6,923,204.11	12,665,450.75
Capital Outlay	7,150,000.00	-	-	7,150,000.00
GRAND-TOTAL	44,639,069.86	3,780,031.75	15,901,737.54	28,737,332.32

Certified Correct:

Approved/Submitted by:


ARLENE E. CENTENO
 Chief-FAD


RAYMUND E. LIBORO
 Director



Republic of the Philippines
 DEPARTMENT OF SCIENCE AND TECHNOLOGY
 SCIENCE AND TECHNOLOGY INFORMATION INSTITUTE

STATEMENT OF ALLOTMENT, OBLIGATIONS AND BALANCES

As of May 31, 2011

P / A / P ALLOTMENT CLASS/ OBJECT OF EXPENDITURES (1)	ALLOTMENT RECEIVED (2)	OBLIGATIONS INCURRED		UNOBLIGATED BALANCE OF ALLOTMENT (5)=(2)-(4)
		THIS REPORT (3)	TO DATE (4)	
784 Transportation & Delivery Expenses	130,000.00	-	-	130,000.00
786 Subscription	1,020,000.00	141,608.00	210,306.00	809,694.00
792 Auditing Services	50,000.00	504.00	24,796.96	25,203.04
796 Janitorial Services	756,000.00	35,483.93	341,362.47	414,637.53
797 Security Services	1,020,000.00	34,676.51	297,837.73	722,162.27
799 Other Professional Services	1,938,000.00	154,942.25	722,390.26	1,215,609.74
811 Repair & Maintenance -Office Buildings	200,000.00	2,140.00	83,392.05	116,607.95
821 Repair & Maintenance -Office Equipment	600,000.00	59,992.50	107,342.50	492,657.50
822 Repair & Maintenance -Fur. & Fixtures	100,000.00	-	-	100,000.00
823 Repair & Maintenance -IT Equipmt & Software	-	10,624.32	175,420.08	(175,420.08)
840 Repair&Maint. - Other Equipt.	500,000.00	-	-	500,000.00
841 Repair & Maintenance - Motor Vehicles	205,000.00	95,235.67	140,069.42	64,930.58
883 Extraordinary Expenses	255,000.00	9,000.00	46,000.00	209,000.00
884 Miscellaneous Expenses	-	-	512.55	(512.55)
891 Taxes, Dutes & Fees	-	-	2,229.06	(2,229.06)
892 Fidelity Bond Premiums	100,000.00	-	26,876.25	73,123.75
893 Insurance Expenses	100,000.00	-	27,226.57	72,773.43
969 Other MOOE	-	5,000.00	246,500.00	(246,500.00)
Capital Outlay	7,150,000.00	-	-	7,150,000.00
211 Office Buildings	7,000,000.00	-	-	7,000,000.00
221 Office Equipment	150,000.00	-	-	150,000.00
TOTAL CURRENT ALLOTMENT	43,699,000.00	3,338,777.35	13,594,421.44	30,104,578.56
CONTINUING APPROPRIATIONS				
GRANTS-IN-AID (Reg. Fund ASA)	32,656.86	-	32,397.98	258.88
55 Office Supplies Expenses	30,600.00	-	30,600.00	-
83 Representation Expenses	2,056.86	-	1,797.98	258.88
GRANTS-IN-AIDS	89,478.00	-	3,000.00	86,478.00
78 Donations	89,478.00	-	3,000.00	86,478.00
TOTAL CONTINUING APPROPRIATIONS	122,134.86	-	35,397.98	86,736.88
OTHER RELEASES				
MISSION & GRATUITY FUND (PGF)	307,415.00	-	307,414.87	0.13



STATEMENT OF ALLOTMENT, OBLIGATIONS AND BALANCES
As of May 31, 2011

P / A / P ALLOTMENT CLASS/ OBJECT OF EXPENDITURES (1)	ALLOTMENT RECEIVED (2)	OBLIGATIONS INCURRED		UNOBLIGATED BALANCE OF ALLOTMENT (5)=(2)-(4)
		THIS REPORT (3)	TO DATE (4)	
TOTAL, B.I.a	7,000,000.00	-	-	7,000,000.00
SUMMARY (CURRENT ALLOTMENT)				
PERSONAL SERVICES	17,593,000.00	1,795,786.78	7,164,483.29	10,428,516.71
701 Salaries & Wages - Regular	11,572,000.00	826,804.94	4,232,602.58	7,339,397.42
711 Personnel Economic Relief Allow.(PERA)	1,152,000.00	96,000.00	491,363.63	660,636.37
713 Representation Allowance (RA)	144,000.00	19,000.00	91,000.00	53,000.00
714 Transportation Allowance (TA)	144,000.00	12,000.00	56,000.00	88,000.00
715 Clothing/Uniform Allowance	192,000.00	-	192,000.00	-
716 Subsistence, Laundry & Quarter Allow.	1,414,000.00	179,050.00	856,358.33	557,641.67
717 Productivity Incentive Allowance	96,000.00	-	96,000.00	-
724 Cash Gift	240,000.00	122,500.00	122,500.00	117,500.00
725 Year End Bonus	965,000.00	422,823.50	422,823.50	542,176.50
731 Life & Retirement Insurance Contributions	1,390,000.00	98,128.32	496,097.65	893,902.35
732 PAG-IBIG Contributions	59,000.00	4,800.00	24,100.00	34,900.00
733 PHILHEALTH Contributions	136,000.00	10,000.00	50,137.50	85,862.50
734 ECC Contributions	59,000.00	4,680.02	23,500.10	35,499.90
749 Other Personnel Benefits	30,000.00	-	10,000.00	20,000.00
MOOE	18,956,000.00	1,542,990.57	6,429,938.15	12,526,061.85
751 Travelling Exp. - local	350,000.00	62,822.00	124,811.00	225,189.00
752 Travelling Exp. - foreign	430,000.00	-	-	430,000.00
753 Training Expenses	377,000.00	4,800.00	37,100.00	339,900.00
755 Office Supplies Expenses	2,782,000.00	345,664.25	1,670,237.28	1,111,762.72
756 Accountable Forms Expenses	50,000.00	-	-	50,000.00
761 Gasoline, Oil and Lubricants Expenses	120,000.00	12,000.00	91,300.00	28,700.00
765 Other Supplies Expenses	710,000.00	19,000.00	197,480.95	512,519.05
766 Water Expenses	353,000.00	47,109.71	123,969.76	229,030.24
767 Electricity Expenses	2,265,000.00	182,142.53	814,249.32	1,450,750.68
771 Postage and Deliveries	100,000.00	58,400.00	159,655.52	(59,655.52)
772 Telephone Expenses - Landline	1,570,000.00	54,652.35	173,870.80	1,396,129.20
773 Telephone Expenses - Mobile	618,000.00	9,361.94	36,072.50	581,927.50
774 Internet Expenses	-	8,960.00	44,800.00	(44,800.00)
775 Cable, Satellite, Telegraph & Radio Exp.	-	-	36,410.00	(36,410.00)
780 Advertising Expenses	350,000.00	-	-	350,000.00
781 Printing & Binding Expenses	1,185,000.00	23,377.22	185,077.22	999,922.78
782 Rent Expense	215,000.00	31,215.19	78,157.30	136,842.70
783 Representation Expenses	507,000.00	134,278.20	204,484.60	302,515.40



STATEMENT OF ALLOTMENT, OBLIGATIONS AND BALANCES
 As of May 31, 2011

P / A / P ALLOTMENT CLASS/ OBJECT OF EXPENDITURES (1)	ALLOTMENT RECEIVED (2)	OBLIGATIONS INCURRED		UNOBLIGATED BALANCE OF ALLOTMENT (5)=(2)-(4)
		THIS REPORT (3)	TO DATE (4)	
731 Life & Retirement Insurance Contributions	461,000.00	39,699.84	198,499.20	262,500.80
732 PAG-IBIG Contributions	20,000.00	2,000.00	10,000.00	10,000.00
733 PHILHEALTH Contributions	45,000.00	4,062.50	20,312.50	24,687.50
734 ECC Contributions	20,000.00	1,794.34	8,971.70	11,028.30
749 Other Personnel Benefits	10,000.00	-	5,000.00	5,000.00
A.03.a.02 - MOOE	5,764,000.00	304,725.57	1,696,395.71	4,067,604.29
751 Travelling Exp. - local	100,000.00	10,536.00	33,807.00	66,193.00
752 Travelling Exp. - foreign	230,000.00	-	-	230,000.00
753 Training Expenses	102,000.00	-	11,500.00	90,500.00
755 Office Supplies Expenses	1,050,000.00	168,464.31	864,113.53	185,886.47
761 Gasoline, Oil and Lubricants Expenses	-	-	1,300.00	(1,300.00)
765 Other Supplies Expenses	380,000.00	-	1,731.95	378,268.05
771 Postage and Deliveries	-	-	1,255.52	(1,255.52)
772 Telephone Expenses - Landline	500,000.00	-	-	500,000.00
773 Telephone Expenses - Mobile	175,000.00	2,100.00	10,700.00	164,300.00
780 Advertising Expenses	200,000.00	-	-	200,000.00
781 Printing & Binding Expenses	1,025,000.00	20,000.00	181,700.00	843,300.00
782 Rent Expense	15,000.00	18,341.91	18,341.91	(3,341.91)
783 Representation Expenses	357,000.00	42,859.00	82,659.50	274,340.50
784 Transportation & Delivery Expenses	130,000.00	-	-	130,000.00
786 Subscription	70,000.00	535.00	38,023.00	31,977.00
799 Other Professional Services	900,000.00	41,889.35	206,588.54	693,411.46
821 Repair & Maintenance -Office Equipment	-	-	37,350.00	(37,350.00)
823 Repair & Maintenance -IT Equipmt & Software	-	-	87,824.76	(87,824.76)
840 Repair&Maint. - Other Equipmt.	250,000.00	-	-	250,000.00
841 Repair & Maintenance - Motor Vehicles	105,000.00	-	-	105,000.00
883 Extraordinary Expenses	175,000.00	-	18,000.00	157,000.00
969 Other MOOE	-	-	101,500.00	(101,500.00)
TOTAL, A.03.a.02	11,135,000.00	969,102.25	4,251,519.11	6,883,480.89
B. PROJECTS (Capital Outlay)				
B.1.a - Rehabilitation of STII Bldg. (Electrical and Cable System)				
211 Office Buildings	7,000,000.00	-	-	7,000,000.00

Republic of the Philippines
 DEPARTMENT OF SCIENCE AND TECHNOLOGY
 SCIENCE AND TECHNOLOGY INFORMATION INSTITUTE

STATEMENT OF ALLOTMENT, OBLIGATIONS AND BALANCES
 As of May 31, 2011

P / A / P ALLOTMENT CLASS/ OBJECT OF EXPENDITURES (1)	ALLOTMENT RECEIVED (2)	OBLIGATIONS INCURRED		UNOBLIGATED BALANCE OF ALLOTMENT (5)=(2)-(4)
		THIS REPORT (3)	TO DATE (4)	
749 Other Personnel Benefits	12,000.00	-	5,000.00	7,000.00
A.03.a.01 - MOOE	6,038,000.00	562,786.66	1,790,236.18	4,247,763.82
751 Travelling Exp. - local	200,000.00	470.00	20,346.00	179,654.00
752 Travelling Exp. - foreign	100,000.00	-	-	100,000.00
753 Training Expenses	175,000.00	-	16,000.00	159,000.00
755 Office Supplies Expenses	1,060,000.00	164,513.00	701,687.95	358,312.05
765 Other Supplies Expenses	280,000.00	-	166,809.00	113,191.00
771 Postage and Deliveries	-	58,400.00	158,400.00	(158,400.00)
772 Telephone Expenses - Landline	920,000.00	49,379.31	127,446.48	792,553.52
773 Telephone Expenses - Mobile	393,000.00	1,500.00	6,000.00	387,000.00
774 Internet Expenses	-	8,960.00	44,800.00	(44,800.00)
781 Printing & Binding Expenses	160,000.00	3,377.22	3,377.22	156,622.78
782 Rent Expense	200,000.00	9,676.80	30,412.03	169,587.97
783 Representation Expenses	100,000.00	31,000.00	50,038.00	49,962.00
786 Subscription	950,000.00	141,073.00	158,419.00	791,581.00
799 Other Professional Services	850,000.00	32,304.83	160,023.00	689,977.00
811 Repair & Maintenance -Office Buildings	-	2,140.00	2,140.00	(2,140.00)
821 Repair & Maintenance -Office Equipment	400,000.00	59,992.50	59,992.50	340,007.50
823 Repair & Maintenance -IT Equip & Software	-	-	19,345.00	(19,345.00)
840 Repair&Maint. - Other Equipt.	250,000.00	-	-	250,000.00
969 Other MOOE	-	-	65,000.00	(65,000.00)
TOTAL, A.03.A.01	12,343,000.00	1,019,418.11	3,640,777.23	8,702,222.77
II.a.2 Implementation of Science and Technology Promotion and Advocacy Program				
A.03.a.02 - Personal Services	5,371,000.00	664,376.68	2,555,123.40	2,815,876.60
701 Salaries & Wages - Regular	3,839,000.00	345,880.00	1,729,400.00	2,109,600.00
711 Personnel Economic Relief Allow.(PERA)	384,000.00	40,000.00	200,000.00	184,000.00
713 Representation Allowance (RA)	48,000.00	4,000.00	20,000.00	28,000.00
714 Transportation Allowance (TA)	48,000.00	4,000.00	20,000.00	28,000.00
715 Clothing/Uniform Allowance	64,000.00	-	80,000.00	(16,000.00)
717 Productivity Incentive Allowance	32,000.00	-	40,000.00	(8,000.00)
724 Cash Gift	80,000.00	50,000.00	50,000.00	30,000.00
725 Year End Bonus	320,000.00	172,940.00	172,940.00	147,060.00

STATEMENT OF ALLOTMENT, OBLIGATIONS AND BALANCES


As of May 31, 2011

P / A / P ALLOTMENT CLASS/ OBJECT OF EXPENDITURES (1)	ALLOTMENT RECEIVED (2)	OBLIGATIONS INCURRED		UNOBLIGATED BALANCE OF ALLOTMENT (5)=(2)-(4)
		THIS REPORT (3)	TO DATE (4)	
786 Subscription	-	-	13,864.00	(13,864.00)
792 Auditing Services	50,000.00	504.00	24,796.96	25,203.04
796 Janitorial Services	756,000.00	35,483.93	341,362.47	414,637.53
797 Security Services	1,020,000.00	34,676.51	297,837.73	722,162.27
799 Other Professional Services	188,000.00	80,748.07	355,778.72	(167,778.72)
811 Repair & Maintenance -Office Buildings	200,000.00	-	81,252.05	118,747.95
821 Repair & Maintenance -Office Equipment	200,000.00	-	10,000.00	190,000.00
822 Repair & Maintenance -Fur. & Fixtures	100,000.00	-	-	100,000.00
823 Repair & Maintenance -IT Equipt & Software	-	10,624.32	68,250.32	(68,250.32)
841 Repair & Maintenance - Motor Vehicles	100,000.00	95,235.67	140,069.42	(40,069.42)
883 Extraordinary Expenses	80,000.00	9,000.00	28,000.00	52,000.00
884 Miscellaneous Expenses	-	-	512.55	(512.55)
891 Taxes, Dutes & Fees	-	-	2,229.06	(2,229.06)
892 Fidelity Bond Premiums	100,000.00	-	26,876.25	73,123.75
893 Insurance Expenses	100,000.00	-	27,226.57	72,773.43
969 Other MOOE	-	5,000.00	80,000.00	(80,000.00)
A.01.a.01 - Capital Outlay	150,000.00	-	-	150,000.00
221 Office Equipment	150,000.00	-	-	150,000.00
TOTAL, A.01.a.01	13,221,000.00	1,350,256.99	5,702,125.10	7,518,874.90
II.a.1 - Operation of Science and Technology Center for Information Services				
A.03.a.01 - Personal Services	6,305,000.00	456,631.45	1,850,541.05	4,454,458.95
701 Salaries & Wages - Regular	4,545,000.00	229,351.94	1,260,663.58	3,284,336.42
711 Personnel Economic Relief Allow.(PERA)	432,000.00	26,000.00	141,363.63	290,636.37
713 Representation Allowance (RA)	48,000.00	4,000.00	16,000.00	32,000.00
714 Transportation Allowance (TA)	48,000.00	4,000.00	16,000.00	32,000.00
715 Clothing/Uniform Allowance	72,000.00	-	52,000.00	20,000.00
717 Productivity Incentive Allowance	36,000.00	-	30,000.00	6,000.00
724 Cash Gift	90,000.00	35,000.00	35,000.00	55,000.00
725 Year End Bonus	379,000.00	124,097.00	124,097.00	254,903.00
731 Life & Retirement Insurance Contributions	546,000.00	28,503.60	142,022.29	403,977.71
732 PAG-IBIG Contributions	22,000.00	1,300.00	6,500.00	15,500.00
733 PHILHEALTH Contributions	53,000.00	2,900.00	14,500.00	38,500.00
734 ECC Contributions	22,000.00	1,478.91	7,394.55	14,605.45

3771 copy




Republic of the Philippines
 DEPARTMENT OF SCIENCE AND TECHNOLOGY
 SCIENCE AND TECHNOLOGY INFORMATION INSTITUTE



STATEMENT OF ALLOTMENT, OBLIGATIONS AND BALANCES
 As of May 31, 2011

P / A / P ALLOTMENT CLASS/ OBJECT OF EXPENDITURES (1)	ALLOTMENT RECEIVED (2)	OBLIGATIONS INCURRED		UNOBLIGATED BALANCE OF ALLOTMENT (5)=(2)-(4)
		THIS REPORT (3)	TO DATE (4)	
A. PROGRAMS				
A.01.a.01 General Administrative and Support Services				
A.01.a.01 - Personal Services	5,917,000.00	674,778.65	2,758,818.84	3,158,181.16
701 Salaries & Wages - Regular	3,188,000.00	251,573.00	1,242,539.00	1,945,461.00
711 Personnel Economic Relief Allow.(PERA)	336,000.00	30,000.00	150,000.00	186,000.00
713 Representation Allowance (RA)	48,000.00	11,000.00	55,000.00	(7,000.00)
714 Transportation Allowance (TA)	48,000.00	4,000.00	20,000.00	28,000.00
715 Clothing/Uniform Allowance	56,000.00	-	60,000.00	(4,000.00)
716 Subsistence, Laundry & Quarter Allow.	1,414,000.00	179,050.00	856,358.33	557,641.67
717 Productivity Incentive Allowance	28,000.00	-	26,000.00	2,000.00
724 Cash Gift	70,000.00	37,500.00	37,500.00	32,500.00
725 Year End Bonus	266,000.00	125,786.50	125,786.50	140,213.50
731 Life & Retirement Insurance Contributions	383,000.00	29,924.88	155,576.16	227,423.84
732 PAG-IBIG Contributions	17,000.00	1,500.00	7,600.00	9,400.00
733 PHILHEALTH Contributions	38,000.00	3,037.50	15,325.00	22,675.00
734 ECC Contributions	17,000.00	1,406.77	7,133.85	9,866.15
749 Other Personnel Benefits	8,000.00	-	-	8,000.00
A.01.a.01 - MOOE	7,154,000.00	675,478.34	2,943,306.26	4,210,693.74
751 Travelling Exp. - local	50,000.00	51,816.00	70,658.00	(20,658.00)
752 Travelling Exp. - foreign	100,000.00	-	-	100,000.00
753 Training Expenses	100,000.00	4,800.00	9,600.00	90,400.00
755 Office Supplies Expenses	672,000.00	12,686.94	104,435.80	567,564.20
756 Accountable Forms Expenses	50,000.00	-	-	50,000.00
761 Gasoline, Oil and Lubricants Expenses	120,000.00	12,000.00	90,000.00	30,000.00
765 Other Supplies Expenses	50,000.00	19,000.00	28,940.00	21,060.00
766 Water Expenses	353,000.00	47,109.71	123,969.76	229,030.24
767 Electricity Expenses	2,265,000.00	182,142.53	814,249.32	1,450,750.68
771 Postage and Deliveries	100,000.00	-	-	100,000.00
772 Telephone Expenses - Landline	150,000.00	5,273.04	46,424.32	103,575.68
773 Telephone Expenses - Mobile	50,000.00	5,761.94	19,372.50	30,627.50
775 Cable, Satellite, Telegraph & Radio Exp.	50,000.00	-	36,410.00	(36,410.00)
780 Advertising Expenses	50,000.00	-	-	50,000.00
782 Rent Expense	50,000.00	3,196.48	29,403.36	(29,403.36)
783 Representation Expenses	50,000.00	60,419.20	71,787.10	(21,787.10)

POST, BISHAN TAGUIG CITY
 OFFICE OF THE DIRECTOR
 FINANCE & MANAGEMENT
RECEIVED
 JUN 22 2011
 BY: _____
 TIME: 9:20 am



Republic of the Philippines
DEPARTMENT OF SCIENCE AND TECHNOLOGY
SCIENCE AND TECHNOLOGY INFORMATION INSTITUTE

STATEMENT OF ALLOTMENT, OBLIGATIONS AND BALANCES
As of June 30, 2011

P / A / P ALLOTMENT CLASS/ OBJECT OF EXPENDITURES (1)	ALLOTMENT RECEIVED (2)	OBLIGATIONS INCURRED		UNOBLIGATED BALANCE OF ALLOTMENT (5)=(2)-(4)
		THIS REPORT (3)	TO DATE (4)	
TOTAL OTHER RELEASES	2,526,935.00	274,954.33	2,546,872.45	(19,937.45)
GRAND-SUMMARY				
Personal Services	19,609,415.00	1,648,141.73	10,626,675.16	8,982,739.84
Maintenance & Other Operating Expense	19,588,654.86	1,522,487.59	8,445,691.70	11,142,963.16
Capital Outlay	7,150,000.00	-	-	7,150,000.00
GRAND-TOTAL	46,348,069.86	3,170,629.32	19,072,366.86	27,275,703.00

Certified Correct:

Approved/Submitted by:


ARLENE E. CENTENO
Chief-RAAD


RAYMUND E. LIBORO
Director



Republic of the Philippines
 DEPARTMENT OF SCIENCE AND TECHNOLOGY
 SCIENCE AND TECHNOLOGY INFORMATION INSTITUTE

STATEMENT OF ALLOTMENT, OBLIGATIONS AND BALANCES
 As of June 30, 2011

P / A / P ALLOTMENT CLASS/ OBJECT OF EXPENDITURES (1)	ALLOTMENT RECEIVED (2)	OBLIGATIONS INCURRED		UNOBLIGATED BALANCE OF ALLOTMENT (5)=(2)-(4)
		THIS REPORT (3)	TO DATE (4)	
PENSION & GRATUITY FUND (PGF)	307,415.00	-	307,414.87	0.13
742 Terminal Leave Benefits	307,415.00	-	307,414.87	0.13
NBC 521	-	122,339.21	801,049.29	(801,049.29)
701 Salaries & Wages - Regular	-	121,010.00	731,462.53	(731,462.53)
725 Year-end Bonus	-	-	61,761.50	(61,761.50)
733 PHILHEALTH Contributions	-	1,287.50	7,575.00	(7,575.00)
734 ECC Contributions	-	41.71	250.26	(250.26)
NBC 521 (RLIP)	-	14,682.36	86,388.48	(86,388.48)
731 Life & Retirement Insurance Contributions	-	14,682.36	86,388.48	(86,388.48)
NBC 524	1,539,000.00	122,602.66	806,425.49	732,574.51
701 Salaries & Wages - Regular	1,419,000.00	121,432.50	737,142.03	681,857.97
725 Year-end Bonus	118,000.00	-	62,287.50	55,712.50
733 PHILHEALTH Contributions	2,000.00	1,137.50	6,800.00	(4,800.00)
734 ECC Contributions	-	32.66	195.96	(195.96)
NBC 524 (RLIP)	170,000.00	14,820.36	87,216.60	82,783.40
731 Life & Retirement Insurance Contributions	170,000.00	14,820.36	87,216.60	82,783.40
NBC 530	-	122,510.46	122,510.46	(122,510.46)
701 Salaries & Wages - Regular	-	121,430.00	121,430.00	(121,430.00)
733 PHILHEALTH Contributions	-	1,062.50	1,062.50	(1,062.50)
734 ECC Contributions	-	17.96	17.96	(17.96)
NBC 530 (RLIP)	-	14,011.80	14,011.80	(14,011.80)
731 Life & Retirement Insurance Contributions	-	14,011.80	14,011.80	(14,011.80)
GRANTS-IN-AID	510,520.00	509.74	458,377.72	52,142.28
878 Donations	510,520.00	509.74	458,377.72	52,142.28

A 7/6/11



Republic of the Philippines
DEPARTMENT OF SCIENCE AND TECHNOLOGY
SCIENCE AND TECHNOLOGY INFORMATION INSTITUTE

STATEMENT OF ALLOTMENT, OBLIGATIONS AND BALANCES

As of June 30, 2011

P / A / P ALLOTMENT CLASS/ OBJECT OF EXPENDITURES (1)	ALLOTMENT RECEIVED (2)	OBLIGATIONS INCURRED		UNOBLIGATED BALANCE OF ALLOTMENT (5)=(2)-(4)
		THIS REPORT (3)	TO DATE (4)	
783 Representation Expenses	507,000.00	28,767.50	233,252.10	273,747.90
784 Transportation & Delivery Expenses	130,000.00	-	-	130,000.00
786 Subscription	1,020,000.00	174,610.55	384,916.55	635,083.45
792 Auditing Services	50,000.00	6,058.38	30,855.34	19,144.66
796 Janitorial Services	756,000.00	70,598.77	411,961.24	344,038.76
797 Security Services	1,020,000.00	69,353.02	367,190.75	652,809.25
799 Other Professional Services	1,938,000.00	160,681.01	883,071.27	1,054,928.73
811 Repair & Maintenance -Office Buildings	200,000.00	11,014.00	94,406.05	105,593.95
821 Repair & Maintenance -Office Equipment	600,000.00	41,257.00	148,599.50	451,400.50
822 Repair & Maintenance -Fur. & Fixtures	100,000.00	-	-	100,000.00
823 Repair & Maintenance -IT Equipt & Software	-	21,388.00	196,808.08	(196,808.08)
840 Repair&Maint. - Other Equipt.	500,000.00	-	-	500,000.00
841 Repair & Maintenance - Motor Vehicles	205,000.00	5,936.25	146,005.67	58,994.33
883 Extraordinary Expenses	255,000.00	9,000.00	55,000.00	200,000.00
884 Miscellaneous Expenses	-	-	512.55	(512.55)
891 Taxes, Dutes & Fees	-	852.98	3,082.04	(3,082.04)
892 Fidelity Bond Premiums	100,000.00	-	26,876.25	73,123.75
893 Insurance Expenses	100,000.00	-	27,226.57	72,773.43
969 Other MOOE	-	-	246,500.00	(246,500.00)
Capital Outlay	7,150,000.00	-	-	7,150,000.00
211 Office Buildings	7,000,000.00	-	-	7,000,000.00
221 Office Equipment	150,000.00	-	-	150,000.00
TOTAL CURRENT ALLOTMENT	43,699,000.00	2,759,152.73	16,353,574.17	27,345,425.83
CONTINUING APPROPRIATIONS				
GRANTS-IN-AID (Reg. Fund ASA)	32,656.86	-	32,397.98	258.88
755 Office Supplies Expenses	30,600.00	-	30,600.00	-
783 Representation Expenses	2,056.86	-	1,797.98	258.88
GRANTS-IN-AIDS	89,478.00	-	3,000.00	86,478.00
878 Donations	89,478.00	-	3,000.00	86,478.00
TOTAL CONTINUING APPROPRIATIONS	122,134.86	-	35,397.98	86,736.88
OTHER RELEASES				

A. 1/2/11



Republic of the Philippines
 DEPARTMENT OF SCIENCE AND TECHNOLOGY
 SCIENCE AND TECHNOLOGY INFORMATION INSTITUTE

STATEMENT OF ALLOTMENT, OBLIGATIONS AND BALANCES

As of June 30, 2011

P / A / P ALLOTMENT CLASS/ OBJECT OF EXPENDITURES (1)	ALLOTMENT RECEIVED (2)	OBLIGATIONS INCURRED		UNOBLIGATED BALANCE OF ALLOTMENT (5)=(2)-(4)
		THIS REPORT (3)	TO DATE (4)	
TOTAL, B.I.a	7,000,000.00	-	-	7,000,000.00
SUMMARY (CURRENT ALLOTMENT)				
PERSONAL SERVICES	17,593,000.00	1,237,174.88	8,401,658.17	9,191,341.83
701 Salaries & Wages - Regular	11,572,000.00	810,727.31	5,043,329.89	6,528,670.11
711 Personnel Economic Relief Allow.(PERA)	1,152,000.00	96,272.73	587,636.36	564,383.64
713 Representation Allowance (RA)	144,000.00	19,000.00	110,000.00	34,000.00
714 Transportation Allowance (TA)	144,000.00	12,000.00	68,000.00	76,000.00
715 Clothing/Uniform Allowance	192,000.00	-	192,000.00	-
716 Subsistence, Laundry & Quarter Allow.	1,414,000.00	179,150.00	1,035,508.33	378,491.67
717 Productivity Incentive Allowance	96,000.00	-	96,000.00	-
724 Cash Gift	240,000.00	-	122,500.00	117,500.00
725 Year End Bonus	965,000.00	-	422,823.50	542,176.50
731 Life & Retirement Insurance Contributions	1,390,000.00	100,132.32	596,229.97	793,770.03
732 PAG-IBIG Contributions	59,000.00	4,900.00	29,000.00	30,000.00
733 PHILHEALTH Contributions	136,000.00	10,212.50	60,350.00	75,650.00
734 ECC Contributions	59,000.00	4,780.02	28,280.12	30,719.88
749 Other Personnel Benefits	30,000.00	-	10,000.00	20,000.00
MOOE	18,956,000.00	1,521,977.85	7,951,916.00	11,004,084.00
751 Travelling Exp. - local	350,000.00	43,705.00	168,516.00	181,484.00
752 Travelling Exp. - foreign	430,000.00	-	-	430,000.00
753 Training Expenses	377,000.00	3,600.00	40,700.00	336,300.00
755 Office Supplies Expenses	2,782,000.00	106,196.80	1,776,434.08	1,005,565.92
756 Accountable Forms Expenses	50,000.00	9,250.00	9,250.00	40,750.00
761 Gasoline, Oil and Lubricants Expenses	120,000.00	31,910.87	123,210.87	(3,210.87)
765 Other Supplies Expenses	710,000.00	49,262.80	246,743.75	463,256.25
766 Water Expenses	353,000.00	3,511.79	127,481.56	225,518.45
767 Electricity Expenses	2,265,000.00	199,961.19	1,014,218.51	1,250,781.49
771 Postage and Deliveries	100,000.00	-	159,855.52	(59,855.52)
772 Telephone Expenses - Landline	1,570,000.00	28,483.52	292,788.32	1,277,211.48
773 Telephone Expenses - Mobile	618,000.00	6,500.00	49,000.00	562,500.00
774 Internet Expenses	-	8,000.00	30,000.00	(30,000.00)
775 Cable, Satellite, Telegraph & Radio Exp.	-	-	30,000.00	(30,000.00)
780 Advertising Expenses	350,000.00	-	11,170.31	338,829.69
781 Printing & Binding Expenses	1,185,000.00	489,783.39	604,888.92	575,211.61
782 Rent Expense	215,000.00	11,487.12	89,024.42	125,512.88

Handwritten signature or initials




Republic of the Philippines
DEPARTMENT OF SCIENCE AND TECHNOLOGY
SCIENCE AND TECHNOLOGY INFORMATION INSTITUTE

STATEMENT OF ALLOTMENT, OBLIGATIONS AND BALANCES
As of June 30, 2011

P / A / P ALLOTMENT CLASS/ OBJECT OF EXPENDITURES (1)	ALLOTMENT RECEIVED (2)	OBLIGATIONS INCURRED		UNOBLIGATED BALANCE OF ALLOTMENT (5)=(2)-(4)
		THIS REPORT (3)	TO DATE (4)	
725 Year End Bonus	320,000.00	-	172,940.00	147,060.00
731 Life & Retirement Insurance Contributions	461,000.00	39,699.84	238,199.04	222,800.96
732 PAG-IBIG Contributions	20,000.00	2,000.00	12,000.00	8,000.00
733 PHILHEALTH Contributions	45,000.00	4,062.50	24,375.00	20,625.00
734 ECC Contributions	20,000.00	1,794.34	10,766.04	9,233.96
749 Other Personnel Benefits	10,000.00	-	5,000.00	5,000.00
A.03.a.02 - MOOE	5,764,000.00	549,874.65	2,246,270.36	3,517,729.64
751 Travelling Exp. - local	100,000.00	17,133.50	50,940.50	49,059.50
752 Travelling Exp. - foreign	230,000.00	-	-	230,000.00
753 Training Expenses	102,000.00	-	11,500.00	90,500.00
755 Office Supplies Expenses	1,050,000.00	34,031.05	898,144.58	151,855.42
761 Gasoline, Oil and Lubricants Expenses	-	-	1,300.00	(1,300.00)
765 Other Supplies Expenses	380,000.00	-	1,731.95	378,268.05
771 Postage and Deliveries	-	-	1,255.52	(1,255.52)
772 Telephone Expenses - Landline	500,000.00	-	-	500,000.00
773 Telephone Expenses - Mobile	175,000.00	1,500.00	12,200.00	162,800.00
780 Advertising Expenses	200,000.00	-	-	200,000.00
781 Printing & Binding Expenses	1,025,000.00	424,507.60	606,207.60	418,792.40
782 Rent Expense	15,000.00	-	18,341.91	(3,341.91)
783 Representation Expenses	357,000.00	1,254.00	83,913.50	273,086.50
784 Transportation & Delivery Expenses	130,000.00	-	-	130,000.00
786 Subscription	70,000.00	-	38,023.00	31,977.00
799 Other Professional Services	900,000.00	42,549.50	249,138.04	650,861.96
821 Repair & Maintenance -Office Equipment	-	13,099.00	50,449.00	(50,449.00)
823 Repair & Maintenance -IT Equipmt & Software	-	15,800.00	103,624.76	(103,624.76)
840 Repair&Maint. - Other Equipmt.	250,000.00	-	-	250,000.00
841 Repair & Maintenance - Motor Vehicles	105,000.00	-	-	105,000.00
883 Extraordinary Expenses	175,000.00	-	18,000.00	157,000.00
969 Other MOOE	-	-	101,500.00	(101,500.00)
TOTAL, A.03.a.02	11,135,000.00	988,053.33	5,238,572.44	5,856,427.56
B. PROJECTS (Capital Outlay)				
B.1a - Rehabilitation of STI Bldg. (Electrical and Cable System)				
211 Office Buildings	7,000,000.00			7,000,000.00

A. 1/10



Republic of the Philippines
 DEPARTMENT OF SCIENCE AND TECHNOLOGY
 SCIENCE AND TECHNOLOGY INFORMATION INSTITUTE

STATEMENT OF ALLOTMENT, OBLIGATIONS AND BALANCES
 As of June 30, 2011

P / A / P ALLOTMENT CLASS/ OBJECT OF EXPENDITURES (1)	ALLOTMENT RECEIVED (2)	OBLIGATIONS INCURRED		UNOBLIGATED BALANCE OF ALLOTMENT (5)=(2)-(4)
		THIS REPORT (3)	TO DATE (4)	
734 ECC Contributions	22,000.00	1,578.91	8,973.46	13,026.54
749 Other Personnel Benefits	12,000.00	-	5,000.00	7,000.00
A.03.a.01 - MOOE	6,038,000.00	357,263.08	2,147,499.26	3,890,500.74
751 Travelling Exp. - local	200,000.00	18,826.50	39,172.50	160,827.50
752 Travelling Exp. - foreign	100,000.00	-	-	100,000.00
753 Training Expenses	175,000.00	-	16,000.00	159,000.00
755 Office Supplies Expenses	1,060,000.00	24,154.25	725,842.20	334,157.80
765 Other Supplies Expenses	280,000.00	27,062.80	193,871.80	86,128.20
771 Postage and Deliveries	-	-	158,400.00	(158,400.00)
772 Telephone Expenses - Landline	920,000.00	15,767.00	143,213.48	776,786.52
773 Telephone Expenses - Mobile	393,000.00	1,500.00	7,500.00	385,500.00
774 Internet Expenses	-	8,960.00	53,760.00	(53,760.00)
781 Printing & Binding Expenses	160,000.00	2,948.70	6,325.92	153,674.08
782 Rent Expense	200,000.00	4,838.40	35,250.43	164,749.57
783 Representation Expenses	100,000.00	19,074.00	69,112.00	30,888.00
786 Subscription	950,000.00	174,610.55	333,029.55	616,970.45
799 Other Professional Services	850,000.00	33,512.88	193,535.88	656,464.12
811 Repair & Maintenance -Office Buildings	-	-	2,140.00	(2,140.00)
821 Repair & Maintenance -Office Equipment	400,000.00	26,008.00	86,000.50	313,999.50
823 Repair & Maintenance -IT Equipt & Software	-	-	19,345.00	(19,345.00)
840 Repair&Maint. - Other Equipt.	250,000.00	-	-	250,000.00
969 Other MOOE	-	-	65,000.00	(65,000.00)
TOTAL, A.03.A.01	12,343,000.00	648,620.13	4,289,397.36	8,053,602.64
II.a.2 Implementation of Science and Technology Promotion and Advocacy Program				
A.03.a.02 - Personal Services	5,371,000.00	438,178.68	2,993,382.88	2,377,697.92
701 Salaries & Wages - Regular	3,839,000.00	342,622.88	2,072,022.88	1,766,978.00
711 Personnel Economic Relief Allow. (PERA)	304,000.00	40,000.00	200,000.00	144,000.00
713 Representation Allowance (RA)	40,000.00	4,000.00	21,000.00	21,000.00
714 Transportation Allowance (TA)	40,000.00	4,000.00	21,000.00	21,000.00
715 Clothing Allowance	64,000.00	-	30,000.00	(16,000.00)
717 Responsibility Insurance Allowance	37,000.00	-	40,000.00	(3,000.00)
721 Overtime	29,000.00	-	50,000.00	30,000.00

Handwritten signature/initials



Republic of the Philippines
DEPARTMENT OF SCIENCE AND TECHNOLOGY
SCIENCE AND TECHNOLOGY INFORMATION INSTITUTE

STATEMENT OF ALLOTMENT, OBLIGATIONS AND BALANCES
As of June 30, 2011

P / A / P ALLOTMENT CLASS/ OBJECT OF EXPENDITURES (1)	ALLOTMENT RECEIVED (2)	OBLIGATIONS INCURRED		UNOBLIGATED BALANCE OF ALLOTMENT (5)=(2)-(4)
		THIS REPORT (3)	TO DATE (4)	
783 Representation Expenses	50,000.00	8,439.50	80,226.60	(30,226.60)
786 Subscription	-	-	13,864.00	(13,864.00)
792 Auditing Services	50,000.00	6,058.38	30,855.34	19,144.66
796 Janitorial Services	756,000.00	70,598.77	411,961.24	344,038.76
797 Security Services	1,020,000.00	69,353.02	367,190.75	652,809.25
799 Other Professional Services	188,000.00	84,618.63	440,397.35	(252,397.35)
811 Repair & Maintenance -Office Buildings	200,000.00	11,014.00	92,266.05	107,733.95
821 Repair & Maintenance -Office Equipment	200,000.00	2,150.00	12,150.00	187,850.00
822 Repair & Maintenance -Fur. & Fixtures	100,000.00	-	-	100,000.00
823 Repair & Maintenance -IT Equipt & Software	-	5,588.00	73,838.32	(73,838.32)
841 Repair & Maintenance - Motor Vehicles	100,000.00	5,936.25	146,005.67	(46,005.67)
883 Extraordinary Expenses	80,000.00	9,000.00	37,000.00	43,000.00
884 Miscellaneous Expenses	-	-	512.55	(512.55)
891 Taxes, Duites & Fees	-	852.98	3,082.04	(3,082.04)
892 Fidelity Bond Premiums	100,000.00	-	26,876.25	73,123.75
893 Insurance Expenses	100,000.00	-	27,226.57	72,773.43
969 Other MOOE	-	-	80,000.00	(80,000.00)
A.01.a.01 - Capital Outlay	150,000.00	-	-	150,000.00
221 Office Equipment	150,000.00	-	-	150,000.00
TOTAL, A.01.a.01	13,221,000.00	1,122,479.27	6,824,604.37	6,396,395.63
II.a.1 - Operation of Science and Technology Center for Information Services				
A.03.a.01 - Personal Services	6,305,000.00	291,357.05	2,141,898.10	4,163,101.90
701 Salaries & Wages - Regular	4,545,000.00	220,485.31	1,481,148.89	3,063,851.11
711 Personnel Economic Relief Allow.(PERA)	432,000.00	26,272.73	167,636.36	264,363.64
713 Representation Allowance (RA)	48,000.00	4,000.00	20,000.00	28,000.00
714 Transportation Allowance (TA)	48,000.00	4,000.00	20,000.00	28,000.00
715 Clothing/Uniform Allowance	72,000.00	-	52,000.00	20,000.00
717 Productivity Incentive Allowance	36,000.00	-	30,000.00	6,000.00
724 Cash Gift	90,000.00	-	35,000.00	55,000.00
725 Year End Bonus	379,000.00	-	124,097.00	254,903.00
731 Life & Retirement Insurance Contributions	546,000.00	30,507.60	172,529.89	373,470.11
732 PAG-IBIG Contributions	22,000.00	1,400.00	7,900.00	14,100.00
733 PHILHEALTH Contributions	53,000.00	3,112.50	17,612.50	35,387.50

A 7/10/11



Republic of the Philippines
DEPARTMENT OF SCIENCE AND TECHNOLOGY
SCIENCE AND TECHNOLOGY INFORMATION INSTITUTE



STATEMENT OF ALLOTMENT, OBLIGATIONS AND BALANCES
As of June 30, 2011

P / A / P ALLOTMENT CLASS/ OBJECT OF EXPENDITURES (1) Department of Budget and Management	ALLOTMENT RECEIVED (2)	OBLIGATIONS INCURRED		UNOBLIGATED BALANCE OF ALLOTMENT (5)=(2)-(4)
		THIS REPORT (3)	TO DATE (4)	
A. PROGRAMS				
A.01.a.01 General Administrative and Support Services				
A.01.a.01 - Personal Services	5,917,000.00	507,639.15	3,266,457.99	2,650,542.01
701 Salaries & Wages - Regular	3,188,000.00	247,620.00	1,490,159.00	1,697,841.00
711 Personnel Economic Relief Allow.(PERA)	336,000.00	30,000.00	180,000.00	156,000.00
713 Representation Allowance (RA)	48,000.00	11,000.00	66,000.00	(18,000.00)
714 Transportation Allowance (TA)	48,000.00	4,000.00	24,000.00	24,000.00
715 Clothing/Uniform Allowance	56,000.00	-	60,000.00	(4,000.00)
716 Subsistence, Laundry & Quarter Allow.	1,414,000.00	179,150.00	1,035,508.33	378,491.67
717 Productivity Incentive Allowance	28,000.00	-	26,000.00	2,000.00
724 Cash Gift	70,000.00	-	37,500.00	32,500.00
725 Year End Bonus	266,000.00	-	125,786.50	140,213.50
731 Life & Retirement Insurance Contributions	383,000.00	29,924.88	185,501.04	197,498.96
732 PAG-IBIG Contributions	17,000.00	1,500.00	9,100.00	7,900.00
733 PHILHEALTH Contributions	38,000.00	3,037.50	18,362.50	19,637.50
734 ECC Contributions	17,000.00	1,406.77	8,540.62	8,459.38
749 Other Personnel Benefits	8,000.00	-	-	8,000.00
A.01.a.01 - MOOE	7,154,000.00	614,840.12	3,558,146.38	3,595,853.62
751 Travelling Exp. - local	50,000.00	7,745.00	78,403.00	(28,403.00)
752 Travelling Exp. - foreign	100,000.00	-	-	100,000.00
753 Training Expenses	100,000.00	3,600.00	13,200.00	86,800.00
755 Office Supplies Expenses	672,000.00	48,011.50	152,447.30	519,552.70
756 Accountable Forms Expenses	50,000.00	9,250.00	9,250.00	40,750.00
761 Gasoline, Oil and Lubricants Expenses	120,000.00	31,910.87	121,910.87	(1,910.87)
765 Other Supplies Expenses	50,000.00	22,200.00	51,140.00	(1,140.00)
766 Water Expenses	353,000.00	3,511.79	127,481.55	225,518.45
767 Electricity Expenses	2,265,000.00	199,961.19	1,014,210.51	1,250,789.49
771 Postage and Deliveries	100,000.00	-	-	100,000.00
772 Telephone Expenses - Landline	150,000.00	2,636.52	49,060.84	100,939.16
773 Telephone Expenses - Mobile	50,000.00	3,500.00	22,872.50	27,127.50
775 Cable, Satellite, Telegraph & Radio Exp.	-	-	35,410.00	(35,410.00)
780 Advertising Expenses	150,000.00	-	-	150,000.00
781 Printing & Binding Expenses	-	2,755.00	2,755.00	(2,755.00)
782 Rent Expense	-	6,689.72	35,822.88	(29,133.16)



Republic of the Philippines
DEPARTMENT OF SCIENCE AND TECHNOLOGY
SCIENCE AND TECHNOLOGY INFORMATION INSTITUTE

REVISED STATEMENT OF ALLOTMENT, OBLIGATIONS AND BALANCES
As of July 31, 2011

P / A / P ALLOTMENT CLASS/ OBJECT OF EXPENDITURES (1)	ALLOTMENT RECEIVED (2)	OBLIGATIONS INCURRED		UNOBLIGATED BALANCE OF ALLOTMENT (5)=(2)-(4)
		THIS REPORT (3)	TO DATE (4)	
GRAND-SUMMARY				
Personal Services	19,609,415.00	1,684,647.29	12,311,322.45	7,298,092.55
Maintenance & Other Operating Expense	19,588,654.86	1,339,983.23	9,785,674.93	9,802,979.93
Capital Outlay	7,150,000.00	-	-	7,150,000.00
GRAND-TOTAL	46,348,069.86	3,024,630.52	22,096,997.38	24,251,072.48

Certified Correct:

Approved/Submitted by:


ARLENE E. CENTENO
Chief-NAD


RAYMUND E. LIBORO
Director



Republic of the Philippines
 DEPARTMENT OF SCIENCE AND TECHNOLOGY
 SCIENCE AND TECHNOLOGY INFORMATION INSTITUTE

REVISED STATEMENT OF ALLOTMENT, OBLIGATIONS AND BALANCES
 As of July 31, 2011

P / A / P ALLOTMENT CLASS/ OBJECT OF EXPENDITURES (1)	ALLOTMENT RECEIVED (2)	OBLIGATIONS INCURRED		UNOBLIGATED BALANCE OF ALLOTMENT (5)=(2)-(4)
		THIS REPORT (3)	TO DATE (4)	
PENSION & GRATUITY FUND (PGF)	307,415.00	-	307,414.87	0.13
742 Terminal Leave Benefits	307,415.00	-	307,414.87	0.13
NBC 521	-	122,202.71	923,252.00	(923,252.00)
701 Salaries & Wages - Regular	-	120,873.50	852,336.03	(852,336.03)
725 Year-end Bonus	-	-	61,761.50	(61,761.50)
733 PHILHEALTH Contributions	-	1,287.50	8,862.50	(8,862.50)
734 ECC Contributions	-	41.71	291.97	(291.97)
NBC 521 (RLIP)	-	14,682.36	101,070.84	(101,070.84)
731 Life & Retirement Insurance Contributions	-	14,682.36	101,070.84	(101,070.84)
NBC 524	1,539,000.00	104,398.66	910,824.15	628,175.85
701 Salaries & Wages - Regular	1,419,000.00	103,228.50	840,370.53	578,629.47
725 Year-end Bonus	118,000.00	-	62,287.50	55,712.50
733 PHILHEALTH Contributions	2,000.00	1,137.50	7,937.50	(5,937.50)
734 ECC Contributions	-	32.66	228.62	(228.62)
NBC 524 (RLIP)	170,000.00	14,820.36	102,036.96	67,963.04
731 Life & Retirement Insurance Contributions	170,000.00	14,820.36	102,036.96	67,963.04
NBC 530	-	150,682.26	273,192.72	(273,192.72)
701 Salaries & Wages - Regular	-	149,601.80	271,031.80	(271,031.80)
733 PHILHEALTH Contributions	-	1,062.50	2,125.00	(2,125.00)
734 ECC Contributions	-	17.96	35.92	(35.92)
NBC 530 (RLIP)	-	14,011.80	28,023.60	(28,023.60)
731 Life & Retirement Insurance Contributions	-	14,011.80	28,023.60	(28,023.60)
GRANTS-IN-AID	510,520.00	-	458,377.72	52,142.28
878 Donations	510,520.00	-	458,377.72	52,142.28
TOTAL OTHER RELEASES	2,526,935.00	256,104.09	2,802,976.54	(276,041.54)



Republic of the Philippines
 DEPARTMENT OF SCIENCE AND TECHNOLOGY
 SCIENCE AND TECHNOLOGY INFORMATION INSTITUTE

REVISED STATEMENT OF ALLOTMENT, OBLIGATIONS AND BALANCES

As of July 31, 2011

P / A / P ALLOTMENT CLASS/ OBJECT OF EXPENDITURES (1)	ALLOTMENT RECEIVED (2)	OBLIGATIONS INCURRED		UNOBLIGATED BALANCE OF ALLOTMENT (5)=(2)-(4)
		THIS REPORT (3)	TO DATE (4)	
783 Representation Expenses	507,000.00	86,275.40	319,527.50	187,472.50
784 Transportation & Delivery Expenses	130,000.00	-	-	130,000.00
786 Subscription	1,020,000.00	184,697.01	569,613.56	450,386.44
792 Auditing Services	50,000.00	10,293.73	41,149.07	8,850.93
796 Janitorial Services	756,000.00	69,149.24	481,110.48	274,889.52
797 Security Services	1,020,000.00	68,176.76	435,367.51	584,632.49
799 Other Professional Services	1,938,000.00	185,174.06	1,068,245.33	869,754.67
811 Repair & Maintenance -Office Buildings	200,000.00	-	94,406.05	105,593.95
821 Repair & Maintenance -Office Equipment	600,000.00	-	148,599.50	451,400.50
822 Repair & Maintenance -Fur. & Fixtures	100,000.00	-	-	100,000.00
823 Repair & Maintenance -IT Equipt & Software	-	17,245.00	214,053.08	(214,053.08)
840 Repair&Maint. - Other Equipt.	500,000.00	-	-	500,000.00
841 Repair & Maintenance - Motor Vehicles	205,000.00	-	146,005.67	58,994.33
883 Extraordinary Expenses	255,000.00	9,000.00	64,000.00	191,000.00
884 Miscellaneous Expenses	-	-	512.55	(512.55)
891 Taxes, Dutes & Fees	-	-	3,082.04	(3,082.04)
892 Fidelity Bond Premiums	100,000.00	-	26,876.25	73,123.75
893 Insurance Expenses	100,000.00	4,780.91	32,007.48	67,992.52
969 Other MOOE	-	-	246,500.00	(246,500.00)
Capital Outlay	7,150,000.00	-	-	7,150,000.00
211 Office Buildings	7,000,000.00	-	-	7,000,000.00
221 Office Equipment	150,000.00	-	-	150,000.00
TOTAL CURRENT ALLOTMENT	43,699,000.00	2,603,832.37	18,957,406.54	24,741,593.46
CONTINUING APPROPRIATIONS				
GRANTS-IN-AID (Reg. Fund ASA)	32,656.86	-	32,397.98	258.88
755 Office Supplies Expenses	30,600.00	-	30,600.00	-
783 Representation Expenses	2,056.86	-	1,797.98	258.88
GRANTS-IN-AIDS	89,478.00	-	3,000.00	86,478.00
828 Donations	89,478.00	-	3,000.00	86,478.00
TOTAL CONTINUING APPROPRIATIONS	122,134.86	-	35,397.98	86,736.88
OTHER RELEASES				



Republic of the Philippines
DEPARTMENT OF SCIENCE AND TECHNOLOGY
SCIENCE AND TECHNOLOGY INFORMATION INSTITUTE

REVISED STATEMENT OF ALLOTMENT, OBLIGATIONS AND BALANCES

As of July 31, 2011

P / A / P ALLOTMENT CLASS/ OBJECT OF EXPENDITURES (1)	ALLOTMENT RECEIVED (2)	OBLIGATIONS INCURRED		UNOBLIGATED BALANCE OF ALLOTMENT (5)=(2)-(4)
		THIS REPORT (3)	TO DATE (4)	
TOTAL, B.I.a	7,000,000.00	-	-	7,000,000.00
SUMMARY (CURRENT ALLOTMENT)				
PERSONAL SERVICES	17,593,000.00	1,263,849.14	9,665,507.31	7,927,492.69
701 Salaries & Wages - Regular	11,572,000.00	840,449.30	5,883,779.19	5,688,220.81
711 Personnel Economic Relief Allow.(PERA)	1,152,000.00	99,400.00	687,036.36	464,963.64
713 Representation Allowance (RA)	144,000.00	19,000.00	129,000.00	15,000.00
714 Transportation Allowance (TA)	144,000.00	12,000.00	80,000.00	64,000.00
715 Clothing/Uniform Allowance	192,000.00	-	192,000.00	-
716 Subsistence, Laundry & Quarter Allow.	1,414,000.00	172,975.00	1,208,483.33	205,516.67
717 Productivity Incentive Allowance	96,000.00	-	96,000.00	-
724 Cash Gift	240,000.00	-	122,500.00	117,500.00
725 Year End Bonus	965,000.00	-	422,823.50	542,176.50
731 Life & Retirement Insurance Contributions	1,390,000.00	100,132.32	696,362.29	693,637.71
732 PAG-IBIG Contributions	59,000.00	4,900.00	33,900.00	25,100.00
733 PHILHEALTH Contributions	136,000.00	10,212.50	70,562.50	65,437.50
734 ECC Contributions	59,000.00	4,780.02	33,060.14	25,939.86
749 Other Personnel Benefits	30,000.00	-	10,000.00	20,000.00
MOOE	18,956,000.00	1,339,983.23	9,291,899.23	9,664,100.77
751 Travelling Exp. - local	350,000.00	26,850.00	195,366.00	154,634.00
752 Travelling Exp. - foreign	430,000.00	-	-	430,000.00
753 Training Expenses	377,000.00	-	40,700.00	336,300.00
755 Office Supplies Expenses	2,782,000.00	113,625.74	1,890,059.82	891,940.18
756 Accountable Forms Expenses	50,000.00	-	9,250.00	40,750.00
761 Gasoline, Oil and Lubricants Expenses	120,000.00	13,908.35	137,119.22	(17,119.22)
765 Other Supplies Expenses	710,000.00	6,980.00	253,723.75	456,276.25
766 Water Expenses	353,000.00	-	127,481.55	225,518.45
767 Electricity Expenses	2,265,000.00	24,796.40	1,039,086.91	1,225,913.09
771 Postage and Deliveries	100,000.00	50,201.60	209,857.12	(109,857.12)
772 Telephone Expenses - Landline	1,570,000.00	215,638.86	487,913.88	1,082,086.12
773 Telephone Expenses - Mobile	618,000.00	14,665.46	57,287.96	563,312.04
774 Internet Expenses	-	8,908.00	62,720.00	(53,812.00)
775 Cable, Satellite, Telegraph & Radio Exp.	-	-	35,000.00	(35,000.00)
780 Advertising Expenses	350,000.00	-	-	350,000.00
781 Printing & Binding Expenses	1,185,000.00	283,689.27	818,417.79	366,312.21
782 Rent Expense	215,000.00	25,955.44	115,579.85	93,465.11



Republic of the Philippines
 DEPARTMENT OF SCIENCE AND TECHNOLOGY
 SCIENCE AND TECHNOLOGY INFORMATION INSTITUTE

REVISED STATEMENT OF ALLOTMENT, OBLIGATIONS AND BALANCES

As of July 31, 2011

P / A / P ALLOTMENT CLASS/ OBJECT OF EXPENDITURES (1)	ALLOTMENT RECEIVED (2)	OBLIGATIONS INCURRED		UNOBLIGATED BALANCE OF ALLOTMENT (5)=(2)-(4)
		THIS REPORT (3)	TO DATE (4)	
725 Year End Bonus	320,000.00	-	172,940.00	147,060.00
731 Life & Retirement Insurance Contributions	461,000.00	39,699.84	277,898.88	183,101.12
732 PAG-IBIG Contributions	20,000.00	2,000.00	14,000.00	6,000.00
733 PHILHEALTH Contributions	45,000.00	4,062.50	28,437.50	16,562.50
734 ECC Contributions	20,000.00	1,794.34	12,560.38	7,439.62
749 Other Personnel Benefits	10,000.00	-	5,000.00	5,000.00
A.03.a.02 - MOOE	5,764,000.00	513,697.42	2,759,967.78	3,004,032.22
751 Travelling Exp. - local	100,000.00	6,785.00	57,725.50	42,274.50
752 Travelling Exp. - foreign	230,000.00	-	-	230,000.00
753 Training Expenses	102,000.00	-	11,500.00	90,500.00
755 Office Supplies Expenses	1,050,000.00	21,235.36	919,379.94	130,620.06
761 Gasoline, Oil and Lubricants Expenses	-	-	1,300.00	(1,300.00)
765 Other Supplies Expenses	380,000.00	3,490.00	5,221.95	374,778.05
771 Postage and Deliveries	-	201.60	1,457.12	(1,457.12)
772 Telephone Expenses - Landline	500,000.00	196,244.75	196,244.75	303,755.25
773 Telephone Expenses - Mobile	175,000.00	5,400.00	17,600.00	157,400.00
780 Advertising Expenses	200,000.00	-	-	200,000.00
781 Printing & Binding Expenses	1,025,000.00	200,000.00	806,207.60	218,792.40
782 Rent Expense	15,000.00	13,440.00	31,781.91	(16,781.91)
783 Representation Expenses	357,000.00	19,235.90	103,149.40	253,850.60
784 Transportation & Delivery Expenses	130,000.00	-	-	130,000.00
786 Subscription	70,000.00	5,138.45	43,161.45	26,838.55
799 Other Professional Services	900,000.00	39,726.36	288,864.40	611,135.60
821 Repair & Maintenance -Office Equipment	-	-	50,449.00	(50,449.00)
823 Repair & Maintenance -IT Equipt & Software	-	2,800.00	106,424.76	(106,424.76)
840 Repair&Maint. - Other Equipt.	250,000.00	-	-	250,000.00
841 Repair & Maintenance - Motor Vehicles	105,000.00	-	-	105,000.00
883 Extraordinary Expenses	175,000.00	-	18,000.00	157,000.00
969 Other MOOE	-	-	101,500.00	(101,500.00)
TOTAL, A.03.a.02	11,135,000.00	951,876.10	6,191,448.54	4,943,551.46
B. PROJECTS (Capital Outlay)				
B.1.a - Rehabilitation of STII Bldg. (Electrical and Cable System)				
211 Office Buildings	7,000,000.00	-	-	7,000,000.00



Republic of the Philippines
 DEPARTMENT OF SCIENCE AND TECHNOLOGY
 SCIENCE AND TECHNOLOGY INFORMATION INSTITUTE

REVISED STATEMENT OF ALLOTMENT, OBLIGATIONS AND BALANCES
 As of July 31, 2011

P / A / P ALLOTMENT CLASS/ OBJECT OF EXPENDITURES (1)	ALLOTMENT RECEIVED (2)	OBLIGATIONS INCURRED		UNOBLIGATED BALANCE OF ALLOTMENT (5)=(2)-(4)
		THIS REPORT (3)	TO DATE (4)	
734 ECC Contributions	22,000.00	1,578.91	10,552.37	11,447.63
749 Other Personnel Benefits	12,000.00	-	5,000.00	7,000.00
A.03.a.01 - MOOE	6,038,000.00	379,761.65	2,527,260.91	3,510,739.09
751 Travelling Exp. - local	200,000.00	13,455.00	52,627.50	147,372.50
752 Travelling Exp. - foreign	100,000.00	-	-	100,000.00
753 Training Expenses	175,000.00	-	16,000.00	159,000.00
755 Office Supplies Expenses	1,060,000.00	17,098.26	742,940.46	317,059.54
765 Other Supplies Expenses	280,000.00	-	193,871.80	86,128.20
771 Postage and Deliveries	-	50,000.00	208,400.00	(208,400.00)
772 Telephone Expenses - Landline	920,000.00	16,757.59	159,971.07	760,028.93
773 Telephone Expenses - Mobile	393,000.00	1,500.00	9,000.00	384,000.00
774 Internet Expenses	-	8,960.00	62,720.00	(62,720.00)
781 Printing & Binding Expenses	160,000.00	3,609.27	9,935.19	150,064.81
782 Rent Expense	200,000.00	4,838.40	40,088.83	159,911.17
783 Representation Expenses	100,000.00	22,709.50	91,821.50	8,178.50
786 Subscription	950,000.00	179,558.56	512,588.11	437,411.89
799 Other Professional Services	850,000.00	58,125.07	251,660.95	598,339.05
811 Repair & Maintenance -Office Buildings	-	-	2,140.00	(2,140.00)
821 Repair & Maintenance -Office Equipment	400,000.00	-	86,000.50	313,999.50
823 Repair & Maintenance -IT Equipt & Software	-	3,150.00	22,495.00	(22,495.00)
840 Repair&Maint. - Other Equipt.	250,000.00	-	-	250,000.00
969 Other MOOE	-	-	65,000.00	(65,000.00)
TOTAL, A.03.A.01	12,343,000.00	703,967.96	4,993,365.32	7,349,634.68
II.a.2 Implementation of Science and Technology Promotion and Advocacy Program				
A.03.a.02 - Personal Services	5,371,000.00	438,128.85	3,888,888.89	1,044,992.26
701 Salaries & Wages - Regular	3,839,000.00	382,000.00	3,839,000.00	-
711 Personnel Economic Relief Allow.(PERA)	304,000.00	40,000.00	40,000.00	264,000.00
713 Representation Allowance (RA)	48,000.00	48,000.00	48,000.00	-
714 Transportation Allowance (TA)	48,000.00	48,000.00	48,000.00	-
715 Clothing/Uniform Allowance	64,000.00	64,000.00	64,000.00	-
717 Productivity Incentive Allowance	32,000.00	32,000.00	32,000.00	-
724 Cash Gift	86,000.00	86,000.00	86,000.00	-

Republic of the Philippines
DEPARTMENT OF SCIENCE AND TECHNOLOGY
SCIENCE AND TECHNOLOGY INFORMATION INSTITUTE

REVISED STATEMENT OF ALLOTMENT, OBLIGATIONS AND BALANCES
As of July 31, 2011


P / A / P ALLOTMENT CLASS/ OBJECT OF EXPENDITURES (1)	ALLOTMENT RECEIVED (2)	OBLIGATIONS INCURRED		UNOBLIGATED BALANCE OF ALLOTMENT (5)=(2)-(4)
		THIS REPORT (3)	TO DATE (4)	
783 Representation Expenses	50,000.00	44,330.00	124,556.60	(74,556.60)
786 Subscription	-	-	13,864.00	(13,864.00)
792 Auditing Services	50,000.00	10,293.73	41,149.07	8,850.93
796 Janitorial Services	756,000.00	69,149.24	481,110.48	274,889.52
797 Security Services	1,020,000.00	68,176.76	435,367.51	584,632.49
799 Other Professional Services	188,000.00	87,322.63	527,719.98	(339,719.98)
811 Repair & Maintenance -Office Buildings	200,000.00	-	92,266.05	107,733.95
821 Repair & Maintenance -Office Equipment	200,000.00	-	12,150.00	187,850.00
822 Repair & Maintenance -Fur. & Fixtures	100,000.00	-	-	100,000.00
823 Repair & Maintenance -IT Equipt & Software	-	11,295.00	85,133.32	(85,133.32)
841 Repair & Maintenance - Motor Vehicles	100,000.00	-	146,005.67	(46,005.67)
883 Extraordinary Expenses	80,000.00	9,000.00	46,000.00	34,000.00
884 Miscellaneous Expenses	-	-	512.55	(512.55)
891 Taxes, Dutes & Fees	-	-	3,082.04	(3,082.04)
892 Fidelity Bond Premiums	100,000.00	-	26,876.25	73,123.75
893 Insurance Expenses	100,000.00	4,780.91	32,007.48	67,992.52
969 Other MOOE	-	-	80,000.00	(80,000.00)
A.01.a.01 - Capital Outlay	150,000.00	-	-	150,000.00
221 Office Equipment	150,000.00	-	-	150,000.00
TOTAL, A.01.a.01	13,221,000.00	947,988.31	7,772,592.68	5,448,407.32
II.a.1 - Operation of Science and Technology Center for Information Services				
A.03.a.01 - Personal Services	6,305,000.00	324,206.31	2,466,104.41	3,838,895.59
701 Salaries & Wages - Regular	4,545,000.00	250,207.30	1,731,356.19	2,813,643.81
711 Personnel Economic Relief Allow.(PERA)	432,000.00	29,400.00	197,036.36	234,963.64
713 Representation Allowance (RA)	48,000.00	4,000.00	24,000.00	24,000.00
714 Transportation Allowance (TA)	48,000.00	4,000.00	24,000.00	24,000.00
715 Clothing/Uniform Allowance	72,000.00	-	52,000.00	20,000.00
717 Productivity Incentive Allowance	36,000.00	-	30,000.00	6,000.00
724 Cash Gift	90,000.00	-	35,000.00	55,000.00
725 Year End Bonus	379,000.00	-	124,007.00	254,993.00
731 Life & Retirement Insurance Contributions	546,000.00	30,507.00	203,007.40	342,992.51
732 PAG-IBIG Contributions	22,000.00	1,000.00	9,300.00	12,700.00
733 PhilHEALTH Contributions	53,000.00	3,112.50	20,725.00	32,275.00



Republic of the Philippines
DEPARTMENT OF SCIENCE AND TECHNOLOGY
SCIENCE AND TECHNOLOGY INFORMATION INSTITUTE

REVISED STATEMENT OF ALLOTMENT, OBLIGATIONS AND BALANCES

As of July 31, 2011



P / A / P ALLOTMENT CLASS/ OBJECT OF EXPENDITURES (1)	ALLOTMENT RECEIVED (2)	OBLIGATIONS INCURRED		UNOBLIGATED BALANCE OF ALLOTMENT (5)=(2)-(4)
		THIS REPORT (3)	TO DATE (4)	
A. PROGRAMS				
A.01.a.01 General Administrative and Support Services				
A.01.a.01 - Personal Services	5,917,000.00	501,464.15	3,767,922.14	2,149,077.86
701 Salaries & Wages - Regular	3,188,000.00	247,620.00	1,737,779.00	1,450,221.00
711 Personnel Economic Relief Allow. (PERA)	336,000.00	30,000.00	210,000.00	126,000.00
713 Representation Allowance (RA)	48,000.00	11,000.00	77,000.00	(29,000.00)
714 Transportation Allowance (TA)	48,000.00	4,000.00	28,000.00	20,000.00
715 Clothing/Uniform Allowance	56,000.00	-	60,000.00	(4,000.00)
716 Subsistence, Laundry & Quarter Allow.	1,414,000.00	172,975.00	1,208,483.33	205,516.67
717 Productivity Incentive Allowance	28,000.00	-	26,000.00	2,000.00
724 Cash Gift	70,000.00	-	37,500.00	32,500.00
725 Year End Bonus	266,000.00	-	125,786.50	140,213.50
731 Life & Retirement Insurance Contributions	383,000.00	29,924.88	215,425.92	167,574.08
732 PAG-IBIG Contributions	17,000.00	1,500.00	10,600.00	6,400.00
733 PHILHEALTH Contributions	38,000.00	3,037.50	21,400.00	16,600.00
734 ECC Contributions	17,000.00	1,406.77	9,947.39	7,052.61
749 Other Personnel Benefits	8,000.00	-	-	8,000.00
A.01.a.01 - MOOE	7,154,000.00	446,524.16	4,004,670.54	3,149,329.46
751 Travelling Exp. - local	50,000.00	6,610.00	85,013.00	(35,013.00)
752 Travelling Exp. - foreign	100,000.00	-	-	100,000.00
753 Training Expenses	100,000.00	-	13,200.00	86,800.00
755 Office Supplies Expenses	672,000.00	75,292.12	227,739.42	444,260.58
756 Accountable Forms Expenses	50,000.00	-	9,250.00	40,750.00
761 Gasoline, Oil and Lubricants Expenses	120,000.00	13,908.35	135,819.22	(15,819.22)
765 Other Supplies Expenses	50,000.00	3,490.00	54,630.00	(4,630.00)
766 Water Expenses	353,000.00	-	127,481.55	225,518.45
767 Electricity Expenses	2,265,000.00	24,796.40	1,039,006.91	1,225,993.09
771 Postage and Deliveries	100,000.00	-	-	100,000.00
772 Telephone Expenses - Landline	150,000.00	2,636.52	51,697.36	98,302.64
773 Telephone Expenses - Mobile	50,000.00	7,765.46	38,637.96	11,362.04
775 Cable, Satellite, Telegraph & Radio Exp.	-	-	35,418.00	(35,418.00)
780 Advertising Expenses	150,000.00	-	-	150,000.00
781 Printing & Binding Expenses	-	-	2,755.00	(2,755.00)
782 Rent Expense	-	7,977.00	43,709.12	(43,709.12)

SEP 23 11 PM
RECEIVED
BMB
2,149,077.86





Republic of the Philippines
DEPARTMENT OF SCIENCE AND TECHNOLOGY
SCIENCE AND TECHNOLOGY INFORMATION INSTITUTE

STATEMENT OF ALLOTMENT, OBLIGATIONS AND BALANCES

As of August 31, 2011

P / A / P ALLOTMENT CLASS/ OBJECT OF EXPENDITURES (1)	ALLOTMENT RECEIVED (2)	OBLIGATIONS INCURRED		UNOBLIGATED BALANCE OF ALLOTMENT (5)=(2)-(4)
		THIS REPORT (3)	TO DATE (4)	
TOTAL OTHER RELEASES	2,526,935.00	283,580.09	3,086,556.63	(559,621.63)
GRAND-SUMMARY				
Personal Services	19,609,415.00	1,698,273.19	14,009,595.64	5,599,819.36
Maintenance & Other Operating Expense	19,588,654.86	1,410,359.37	11,196,034.30	8,392,620.56
Capital Outlay	7,150,000.00	-	-	7,150,000.00
GRAND-TOTAL	46,348,069.86	3,108,632.56	25,205,629.94	21,142,439.92

Certified Correct:


ARLENE E. CENTENO
Chief-PAD

Approved/Submitted by:


RAYMUND E. LIBORO
Director



Republic of the Philippines
 DEPARTMENT OF SCIENCE AND TECHNOLOGY
 SCIENCE AND TECHNOLOGY INFORMATION INSTITUTE

STATEMENT OF ALLOTMENT, OBLIGATIONS AND BALANCES
 As of August 31, 2011

P / A / P ALLOTMENT CLASS/ OBJECT OF EXPENDITURES (1)	ALLOTMENT RECEIVED (2)	OBLIGATIONS INCURRED		UNOBLIGATED BALANCE OF ALLOTMENT (5)=(2)-(4)
		THIS REPORT (3)	TO DATE (4)	
PENSION & GRATUITY FUND (PGF)	307,415.00	-	307,414.87	0.13
742 Terminal Leave Benefits	307,415.00	-	307,414.87	0.13
NBC 521	-	126,897.21	1,050,149.21	(1,050,149.21)
701 Salaries & Wages - Regular	-	125,568.00	977,904.03	(977,904.03)
725 Year-end Bonus	-	-	61,761.50	(61,761.50)
733 PHILHEALTH Contributions	-	1,287.50	10,150.00	(10,150.00)
734 ECC Contributions	-	41.71	333.68	(333.68)
NBC 521 (RLIP)	-	14,682.36	115,753.20	(115,753.20)
731 Life & Retirement Insurance Contributions	-	14,682.36	115,753.20	(115,753.20)
NBC 524	1,539,000.00	127,180.16	1,038,004.31	500,995.69
701 Salaries & Wages - Regular	1,419,000.00	126,010.00	966,380.53	452,619.47
725 Year-end Bonus	118,000.00	-	62,287.50	55,712.50
733 PHILHEALTH Contributions	2,000.00	1,137.50	9,075.00	(7,075.00)
734 ECC Contributions	-	32.66	261.28	(261.28)
NBC 524 (RLIP)	170,000.00	14,820.36	116,857.32	53,142.68
731 Life & Retirement Insurance Contributions	170,000.00	14,820.36	116,857.32	53,142.68
NBC 530	-	127,088.46	400,281.18	(400,281.18)
701 Salaries & Wages - Regular	-	126,008.00	397,039.80	(397,039.80)
725 Year-end Bonus	-	-	-	-
733 PHILHEALTH Contributions	-	1,062.50	3,187.50	(3,187.50)
734 ECC Contributions	-	17.96	53.88	(53.88)
NBC 530 (RLIP)	-	14,011.80	42,035.40	(42,035.40)
731 Life & Retirement Insurance Contributions	-	14,011.80	42,035.40	(42,035.40)
GRANTS-IN-AID	510,520.00	-	458,377.72	52,142.28
878 Donations	510,520.00	-	458,377.72	52,142.28



Republic of the Philippines
DEPARTMENT OF SCIENCE AND TECHNOLOGY
SCIENCE AND TECHNOLOGY INFORMATION INSTITUTE

STATEMENT OF ALLOTMENT, OBLIGATIONS AND BALANCES

As of August 31, 2011

P / A / P ALLOTMENT CLASS/ OBJECT OF EXPENDITURES (1)	ALLOTMENT RECEIVED (2)	OBLIGATIONS INCURRED		UNOBLIGATED BALANCE OF ALLOTMENT (5)=(2)-(4)
		THIS REPORT (3)	TO DATE (4)	
783 Representation Expenses	507,000.00	31,831.21	351,358.71	155,641.29
784 Transportation & Delivery Expenses	130,000.00	-	-	130,000.00
786 Subscription	1,020,000.00	182,465.65	752,079.21	267,920.79
792 Auditing Services	50,000.00	2,567.94	43,717.01	6,282.99
796 Janitorial Services	756,000.00	35,114.84	516,225.32	239,774.68
797 Security Services	1,020,000.00	103,291.60	538,659.11	481,340.89
799 Other Professional Services	1,938,000.00	373,770.05	1,442,015.38	495,984.62
811 Repair & Maintenance -Office Buildings	200,000.00	5,543.75	99,949.80	100,050.20
821 Repair & Maintenance -Office Equipment	600,000.00	-	148,599.50	451,400.50
822 Repair & Maintenance -Fur. & Fixtures	100,000.00	-	-	100,000.00
823 Repair & Maintenance -IT Equipt & Software	-	51,819.00	265,872.08	(265,872.08)
840 Repair&Maint. - Other Equipt.	500,000.00	-	-	500,000.00
841 Repair & Maintenance - Motor Vehicles	205,000.00	7,844.00	153,849.67	51,150.33
883 Extraordinary Expenses	255,000.00	9,472.00	73,472.00	181,528.00
884 Miscellaneous Expenses	-	-	512.55	(512.55)
891 Taxes, Duites & Fees	-	-	3,082.04	(3,082.04)
892 Fidelity Bond Premiums	100,000.00	-	26,876.25	73,123.75
893 Insurance Expenses	100,000.00	30,451.14	62,458.62	37,541.38
969 Other MOOE	-	500.00	247,000.00	(247,000.00)
Capital Outlay	7,150,000.00	-	-	7,150,000.00
211 Office Buildings	7,000,000.00	-	-	7,000,000.00
221 Office Equipment	150,000.00	-	-	150,000.00
TOTAL CURRENT ALLOTMENT	43,699,000.00	2,683,952.21	21,641,358.75	22,057,641.25
CONTINUING APPROPRIATIONS				
GRANTS-IN-AID (Reg. Fund ASA)	32,656.86	-	32,397.98	258.88
755 Office Supplies Expenses	30,600.00	-	30,600.00	-
783 Representation Expenses	2,056.86	-	1,797.98	258.88
GRANTS-IN-AIDS	89,478.00	-	3,000.00	86,478.00
878 Donations	89,478.00	-	3,000.00	86,478.00
TOTAL CONTINUING APPROPRIATIONS	122,134.86	-	35,397.98	86,736.88
OTHER RELEASES				

dt 9/27/11



Republic of the Philippines
DEPARTMENT OF SCIENCE AND TECHNOLOGY
SCIENCE AND TECHNOLOGY INFORMATION INSTITUTE

STATEMENT OF ALLOTMENT, OBLIGATIONS AND BALANCES

As of August 31, 2011

P / A / P ALLOTMENT CLASS/ OBJECT OF EXPENDITURES (1)	ALLOTMENT RECEIVED (2)	OBLIGATIONS INCURRED		UNOBLIGATED BALANCE OF ALLOTMENT (5)=(2)-(4)
		THIS REPORT (3)	TO DATE (4)	
TOTAL, B.I.a	7,000,000.00	-	-	7,000,000.00
SUMMARY (CURRENT ALLOTMENT)				
PERSONAL SERVICES	17,593,000.00	1,273,592.84	10,939,100.15	6,653,899.85
701 Salaries & Wages - Regular	11,572,000.00	847,993.00	6,731,772.19	4,840,227.81
711 Personnel Economic Relief Allow.(PERA)	1,152,000.00	102,000.00	789,036.36	362,963.64
713 Representation Allowance (RA)	144,000.00	19,000.00	148,000.00	(4,000.00)
714 Transportation Allowance (TA)	144,000.00	12,000.00	92,000.00	52,000.00
715 Clothing/Uniform Allowance	192,000.00	-	192,000.00	-
716 Subsistence, Laundry & Quarter Allow.	1,414,000.00	172,575.00	1,381,058.33	32,941.67
717 Productivity Incentive Allowance	96,000.00	-	96,000.00	-
724 Cash Gift	240,000.00	-	122,500.00	117,500.00
725 Year End Bonus	965,000.00	-	422,823.50	542,176.50
731 Life & Retirement Insurance Contributions	1,390,000.00	100,132.32	796,494.61	593,505.39
732 PAG-IBIG Contributions	59,000.00	4,900.00	38,800.00	20,200.00
733 PHILHEALTH Contributions	136,000.00	10,212.50	80,775.00	55,225.00
734 ECC Contributions	59,000.00	4,780.02	37,840.16	21,159.84
749 Other Personnel Benefits	30,000.00	-	10,000.00	20,000.00
MOOE	18,956,000.00	1,410,359.37	10,702,258.60	8,253,741.40
751 Travelling Exp. - local	350,000.00	53,920.00	249,286.00	100,714.00
752 Travelling Exp. - foreign	430,000.00	-	-	430,000.00
753 Training Expenses	377,000.00	-	40,700.00	336,300.00
755 Office Supplies Expenses	2,782,000.00	23,894.80	1,913,954.62	868,045.38
756 Accountable Forms Expenses	50,000.00	-	9,250.00	40,750.00
761 Gasoline, Oil and Lubricants Expenses	120,000.00	20,500.00	157,619.22	(37,619.22)
765 Other Supplies Expenses	710,000.00	-	253,723.75	456,276.25
766 Water Expenses	353,000.00	52,010.36	179,491.91	173,508.09
767 Electricity Expenses	2,265,000.00	356,917.48	1,395,924.39	869,075.61
771 Postage and Deliveries	100,000.00	514.08	210,371.20	(110,371.20)
772 Telephone Expenses - Landline	1,570,000.00	31,993.55	439,996.73	1,130,003.27
773 Telephone Expenses - Mobile	618,000.00	8,999.00	66,137.96	541,862.04
774 Internet Expenses	-	8,999.00	71,000.00	(71,000.00)
775 Cable, Satellite, Telegraph & Radio Exp.	-	-	35,000.00	(35,000.00)
780 Advertising Expenses	350,000.00	-	-	350,000.00
781 Printing & Binding Expenses	1,105,000.00	-	808,417.29	296,582.71
782 Rent Expense	215,000.00	19,877.32	133,657.76	81,342.22

dt/2011



Republic of the Philippines
 DEPARTMENT OF SCIENCE AND TECHNOLOGY
 SCIENCE AND TECHNOLOGY INFORMATION INSTITUTE

STATEMENT OF ALLOTMENT, OBLIGATIONS AND BALANCES
 As of August 31, 2011

P / A / P ALLOTMENT CLASS/ OBJECT OF EXPENDITURES (1)	ALLOTMENT RECEIVED (2)	OBLIGATIONS INCURRED		UNOBLIGATED BALANCE OF ALLOTMENT (5)=(2)-(4)
		THIS REPORT (3)	TO DATE (4)	
725 Year End Bonus	320,000.00	-	172,940.00	147,060.00
731 Life & Retirement Insurance Contributions	461,000.00	39,699.84	317,598.72	143,401.28
732 PAG-IBIG Contributions	20,000.00	2,000.00	16,000.00	4,000.00
733 PHILHEALTH Contributions	45,000.00	4,062.50	32,500.00	12,500.00
734 ECC Contributions	20,000.00	1,794.34	14,354.72	5,645.28
749 Other Personnel Benefits	10,000.00	-	5,000.00	5,000.00
A.03.a.02 - MOOE	5,764,000.00	315,148.06	3,075,115.84	2,688,884.16
751 Travelling Exp. - local	100,000.00	27,972.00	85,697.50	14,302.50
752 Travelling Exp. - foreign	230,000.00	-	-	230,000.00
753 Training Expenses	102,000.00	-	11,500.00	90,500.00
755 Office Supplies Expenses	1,050,000.00	510.00	919,889.94	130,110.06
761 Gasoline, Oil and Lubricants Expenses	-	-	1,300.00	(1,300.00)
765 Other Supplies Expenses	380,000.00	-	5,221.95	374,778.05
771 Postage and Deliveries	-	514.08	1,971.20	(1,971.20)
772 Telephone Expenses - Landline	500,000.00	18,075.83	214,320.58	285,679.42
773 Telephone Expenses - Mobile	175,000.00	3,900.00	21,500.00	153,500.00
780 Advertising Expenses	200,000.00	-	-	200,000.00
781 Printing & Binding Expenses	1,025,000.00	-	806,207.60	218,792.40
782 Rent Expense	15,000.00	6,720.00	38,501.91	(23,501.91)
783 Representation Expenses	357,000.00	1,724.71	104,874.11	252,125.89
784 Transportation & Delivery Expenses	130,000.00	-	-	130,000.00
786 Subscription	70,000.00	182,465.65	225,627.10	(155,627.10)
799 Other Professional Services	900,000.00	47,765.79	336,630.19	563,369.81
821 Repair & Maintenance -Office Equipment	-	-	50,449.00	(50,449.00)
823 Repair & Maintenance -IT Equipt & Software	-	25,000.00	131,424.76	(131,424.76)
840 Repair&Maint. - Other Equipt.	250,000.00	-	-	250,000.00
841 Repair & Maintenance - Motor Vehicles	105,000.00	-	-	105,000.00
883 Extraordinary Expenses	175,000.00	-	18,000.00	157,000.00
969 Other MOOE	-	500.00	102,000.00	(102,000.00)
TOTAL, A.B.a.02	11,135,000.00	776,811.74	6,968,260.28	4,166,739.72
B. PROJECTS (Capital Outlay)				
B.01 - INFORMATION COMMUNICATIONS (Electrical and Data Systems)				
B.01.01 - Computer Systems	7,000,000.00	-	-	7,000,000.00

Agalosa



Republic of the Philippines
 DEPARTMENT OF SCIENCE AND TECHNOLOGY
 SCIENCE AND TECHNOLOGY INFORMATION INSTITUTE

STATEMENT OF ALLOTMENT, OBLIGATIONS AND BALANCES

As of August 31, 2011

P / A / P ALLOTMENT CLASS/ OBJECT OF EXPENDITURES (1)	ALLOTMENT RECEIVED (2)	OBLIGATIONS INCURRED		UNOBLIGATED BALANCE OF ALLOTMENT (5)=(2)-(4)
		THIS REPORT (3)	TO DATE (4)	
734 ECC Contributions	22,000.00	1,578.91	12,131.28	9,868.72
749 Other Personnel Benefits	12,000.00	-	5,000.00	7,000.00
A.03.a.01 - MOOE	6,038,000.00	309,392.19	2,836,653.10	3,201,346.90
751 Travelling Exp. - local	200,000.00	20,467.00	73,094.50	126,905.50
752 Travelling Exp. - foreign	100,000.00	-	-	100,000.00
753 Training Expenses	175,000.00	-	16,000.00	159,000.00
755 Office Supplies Expenses	1,060,000.00	7,180.80	750,121.26	309,878.74
765 Other Supplies Expenses	280,000.00	-	193,871.80	86,128.20
771 Postage and Deliveries	-	-	208,400.00	(208,400.00)
772 Telephone Expenses - Landline	920,000.00	11,281.20	171,252.27	748,747.73
773 Telephone Expenses - Mobile	393,000.00	1,500.00	10,500.00	382,500.00
774 Internet Expenses	-	8,960.00	71,680.00	(71,680.00)
781 Printing & Binding Expenses	160,000.00	-	9,935.19	150,064.81
782 Rent Expense	200,000.00	4,838.40	44,927.23	155,072.77
783 Representation Expenses	100,000.00	24,750.00	116,571.50	(16,571.50)
786 Subscription	950,000.00	-	512,588.11	437,411.89
799 Other Professional Services	850,000.00	230,414.79	482,075.74	367,924.26
811 Repair & Maintenance -Office Buildings	-	-	2,140.00	(2,140.00)
821 Repair & Maintenance -Office Equipment	400,000.00	-	86,000.50	313,999.50
823 Repair & Maintenance -IT Equipt & Software	-	-	22,495.00	(22,495.00)
840 Repair&Maint. - Other Equipt.	250,000.00	-	-	250,000.00
969 Other MOOE	-	-	65,000.00	(65,000.00)
TOTAL, A.03.A.01	12,343,000.00	620,257.20	5,613,622.52	6,729,377.48
II.a.2 Implementation of Science and Technology Promotion and Advocacy Program				
A.03.a.02 - Personal Services	5,371,000.00	461,663.68	3,893,144.44	1,477,855.56
701 Salaries & Wages - Regular	3,839,000.00	362,107.00	2,776,751.00	1,062,249.00
711 Personnel Economic Relief Allow.(PERA)	384,000.00	44,000.00	324,000.00	60,000.00
713 Representation Allowance (RA)	48,000.00	4,000.00	32,000.00	16,000.00
714 Transportation Allowance (TA)	48,000.00	4,000.00	32,000.00	16,000.00
715 Clothing/Uniform Allowance	64,000.00	-	80,000.00	(16,000.00)
717 Productivity Incentive Allowance	32,000.00	-	40,000.00	(8,000.00)
724 Cash Gift	80,000.00	-	50,000.00	30,000.00

Atalada



Republic of the Philippines
DEPARTMENT OF SCIENCE AND TECHNOLOGY
SCIENCE AND TECHNOLOGY INFORMATION INSTITUTE


STATEMENT OF ALLOTMENT, OBLIGATIONS AND BALANCES
As of August 31, 2011

P / A / P ALLOTMENT CLASS/ OBJECT OF EXPENDITURES (1)	ALLOTMENT RECEIVED (2)	OBLIGATIONS INCURRED		UNOBLIGATED BALANCE OF ALLOTMENT (5)=(2)-(4)
		THIS REPORT (3)	TO DATE (4)	
783 Representation Expenses	50,000.00	5,356.50	129,913.10	(79,913.10)
786 Subscription	-	-	13,864.00	(13,864.00)
792 Auditing Services	50,000.00	2,567.94	43,717.01	6,282.99
796 Janitorial Services	756,000.00	35,114.84	516,225.32	239,774.68
797 Security Services	1,020,000.00	103,291.60	538,659.11	481,340.89
799 Other Professional Services	188,000.00	95,589.47	623,309.45	(435,309.45)
811 Repair & Maintenance -Office Buildings	200,000.00	5,543.75	97,809.80	102,190.20
821 Repair & Maintenance -Office Equipment	200,000.00	-	12,150.00	187,850.00
822 Repair & Maintenance -Fur. & Fixtures	100,000.00	-	-	100,000.00
823 Repair & Maintenance -IT Equipt & Software	-	26,819.00	111,952.32	(111,952.32)
841 Repair & Maintenance - Motor Vehicles	100,000.00	7,844.00	153,849.67	(53,849.67)
883 Extraordinary Expenses	80,000.00	9,472.00	55,472.00	24,528.00
884 Miscellaneous Expenses	-	-	512.55	(512.55)
891 Taxes, Dutes & Fees	-	-	3,082.04	(3,082.04)
892 Fidelity Bond Premiums	100,000.00	-	26,876.25	73,123.75
893 Insurance Expenses	100,000.00	30,451.14	62,458.62	37,541.38
969 Other MOOE	-	-	80,000.00	(80,000.00)
A.01.a.01 - Capital Outlay	150,000.00	-	-	150,000.00
221 Office Equipment	150,000.00	-	-	150,000.00
TOTAL, A.01.a.01	13,221,000.00	1,286,883.27	9,059,475.95	4,161,524.05
II.a.1 - Operation of Science and Technology Center for Information Services				
A.03.a.01 - Personal Services	6,305,000.00	310,865.01	2,776,969.42	3,528,030.58
701 Salaries & Wages - Regular	4,545,000.00	238,266.00	1,969,622.19	2,575,377.81
711 Personnel Economic Relief Allow.(PERA)	432,000.00	28,000.00	225,036.36	206,963.64
713 Representation Allowance (RA)	48,000.00	4,000.00	28,000.00	20,000.00
714 Transportation Allowance (TA)	48,000.00	4,000.00	28,000.00	20,000.00
715 Clothing/Uniform Allowance	72,000.00	-	52,000.00	20,000.00
717 Productivity Incentive Allowance	36,000.00	-	30,000.00	6,000.00
724 Cash Gift	90,000.00	-	35,000.00	55,000.00
725 Year End Bonus	379,000.00	-	124,097.00	254,903.00
731 Life & Retirement Insurance Contributions	546,000.00	30,507.50	233,545.00	312,454.91
732 PNG-BIG Contributions	22,000.00	1,000.00	10,700.00	11,300.00
733 PhilHealth Contributions	53,000.00	3,112.50	23,857.50	29,142.50

Handwritten signature or initials



Republic of the Philippines
DEPARTMENT OF SCIENCE AND TECHNOLOGY
SCIENCE AND TECHNOLOGY INFORMATION INSTITUTE



STATEMENT OF ALLOTMENT, OBLIGATIONS AND BALANCES
As of August 31, 2011

P / A / P ALLOTMENT CLASS/ OBJECT OF EXPENDITURES (1)	ALLOTMENT RECEIVED (2)	OBLIGATIONS INCURRED		UNOBLIGATED BALANCE OF ALLOTMENT (5)=(2)-(4)
		THIS REPORT (3)	TO DATE (4)	
A. PROGRAMS				
A.01.a.01 General Administrative and Support Services				
A.01.a.01 - Personal Services	5,917,000.00	501,064.15	4,268,986.29	1,648,013.71
701 Salaries & Wages - Regular	3,188,000.00	247,620.00	1,985,399.00	1,202,601.00
711 Personnel Economic Relief Allow.(PERA)	336,000.00	30,000.00	240,000.00	96,000.00
713 Representation Allowance (RA)	48,000.00	11,000.00	88,000.00	(40,000.00)
714 Transportation Allowance (TA)	48,000.00	4,000.00	32,000.00	16,000.00
715 Clothing/Uniform Allowance	56,000.00	-	60,000.00	(4,000.00)
716 Subsistence, Laundry & Quarter Allow.	1,414,000.00	172,575.00	1,381,058.33	32,941.67
717 Productivity Incentive Allowance	28,000.00	-	26,000.00	2,000.00
724 Cash Gift	70,000.00	-	37,500.00	32,500.00
725 Year End Bonus	266,000.00	-	125,786.50	140,213.50
731 Life & Retirement Insurance Contributions	383,000.00	29,924.88	245,350.80	137,649.20
732 PAG-IBIG Contributions	17,000.00	1,500.00	12,100.00	4,900.00
733 PHILHEALTH Contributions	38,000.00	3,037.50	24,437.50	13,562.50
734 ECC Contributions	17,000.00	1,406.77	11,354.16	5,645.84
749 Other Personnel Benefits	8,000.00	-	-	8,000.00
A.01.a.01 - MOOE	7,154,000.00	785,819.12	4,790,489.66	2,363,510.34
751 Travelling Exp. - local	50,000.00	5,481.00	90,494.00	(40,494.00)
752 Travelling Exp. - foreign	100,000.00	-	-	100,000.00
753 Training Expenses	100,000.00	-	13,200.00	86,800.00
755 Office Supplies Expenses	672,000.00	16,204.00	243,943.42	428,056.58
756 Accountable Forms Expenses	50,000.00	-	9,250.00	40,750.00
761 Gasoline, Oil and Lubricants Expenses	120,000.00	20,500.00	156,319.22	(36,319.22)
765 Other Supplies Expenses	50,000.00	-	54,630.00	(4,630.00)
766 Water Expenses	353,000.00	52,010.36	179,491.91	173,508.09
767 Electricity Expenses	2,265,000.00	356,917.48	1,395,924.39	869,075.61
771 Postage and Deliveries	100,000.00	-	-	100,000.00
772 Telephone Expenses - Landline	150,000.00	2,636.52	54,333.88	95,666.12
773 Telephone Expenses - Mobile	50,000.00	3,500.00	34,137.96	15,862.04
775 Cable, Satellite, Telegraph & Radio Exp.	-	-	36,410.00	(36,410.00)
780 Advertising Expenses	150,000.00	-	-	150,000.00
781 Printing & Binding Expenses	-	-	2,275.00	(2,275.00)
782 Rent Expense	-	6,519.52	50,228.64	(50,228.64)

Signature



Republic of the Philippines
DEPARTMENT OF SCIENCE AND TECHNOLOGY
SCIENCE AND TECHNOLOGY INFORMATION INSTITUTE

STATEMENT OF ALLOTMENT, OBLIGATIONS AND BALANCES

As of September 30, 2011

P / A / P ALLOTMENT CLASS/ OBJECT OF EXPENDITURES (1)	ALLOTMENT RECEIVED (2)	OBLIGATIONS INCURRED		UNOBLIGATED BALANCE OF ALLOTMENT (5)=(2)-(4)
		THIS REPORT (3)	TO DATE (4)	
TOTAL OTHER RELEASES	2,526,935.00	(1,027,554.91)	2,059,001.72	467,933.28
GRAND-SUMMARY				
Personal Services	20,690,415.00	1,541,807.77	15,551,403.41	5,139,011.59
Maintenance & Other Operating Expense	19,588,654.86	1,521,953.50	12,717,987.80	6,870,667.06
Capital Outlay	7,150,000.00	134,267.76	134,267.76	7,015,732.24
GRAND-TOTAL	47,429,069.86	3,198,029.03	28,403,658.97	19,025,410.89

Certified Correct:

Approved/Submitted by:


ARLENE E. CENTENO
Chief-FAD


RAYMUND E. LIBORO
Director



Republic of the Philippines
 DEPARTMENT OF SCIENCE AND TECHNOLOGY
 SCIENCE AND TECHNOLOGY INFORMATION INSTITUTE

STATEMENT OF ALLOTMENT, OBLIGATIONS AND BALANCES

As of September 30, 2011

P / A / P ALLOTMENT CLASS/ OBJECT OF EXPENDITURES (1)	ALLOTMENT RECEIVED (2)	OBLIGATIONS INCURRED		UNOBLIGATED BALANCE OF ALLOTMENT (5)=(2)-(4)
		THIS REPORT (3)	TO DATE (4)	
OTHER RELEASES				
PENSION & GRATUITY FUND (PGF)	307,415.00	-	307,414.87	0.13
742 Terminal Leave Benefits	307,415.00	-	307,414.87	0.13
NBC 521	-	(1,050,149.21)	-	-
701 Salaries & Wages - Regular	-	(977,904.03)	-	-
725 Year-end Bonus	-	(61,761.50)	-	-
733 PHILHEALTH Contributions	-	(10,150.00)	-	-
734 ECC Contributions	-	(333.68)	-	-
NBC 521 (RLIP)	-	(115,753.20)	-	-
731 Life & Retirement Insurance Contributions	-	(115,753.20)	-	-
NBC 524	1,539,000.00	123,333.16	1,161,337.47	377,662.53
701 Salaries & Wages - Regular	1,419,000.00	122,175.50	1,088,556.03	330,443.97
725 Year-end Bonus	118,000.00	-	62,287.50	55,712.50
733 PHILHEALTH Contributions	2,000.00	1,125.00	10,200.00	(8,200.00)
734 ECC Contributions	-	32.66	293.94	(293.94)
NBC 524 (RLIP)	170,000.00	15,014.34	131,871.66	38,128.34
731 Life & Retirement Insurance Contributions	170,000.00	15,014.34	131,871.66	38,128.34
NBC 530	978,000.00	123,238.96	523,520.14	454,479.86
701 Salaries & Wages - Regular	855,000.00	122,171.00	519,210.80	335,789.20
725 Year-end Bonus	122,000.00	-	-	122,000.00
733 PHILHEALTH Contributions	1,000.00	1,050.00	4,237.50	(3,237.50)
734 ECC Contributions	-	17.96	71.84	(71.84)
NBC 530 (RLIP)	103,000.00	14,205.66	56,241.06	46,758.94
731 Life & Retirement Insurance Contributions	103,000.00	14,205.66	56,241.06	46,758.94
GRANTS-IN-AID	510,520.00	-	458,377.72	52,142.28
878 Donations	510,520.00	-	458,377.72	52,142.28

Handwritten signature and date: 10/01/11



Republic of the Philippines
DEPARTMENT OF SCIENCE AND TECHNOLOGY
SCIENCE AND TECHNOLOGY INFORMATION INSTITUTE

STATEMENT OF ALLOTMENT, OBLIGATIONS AND BALANCES
As of September 30, 2011

P / A / P ALLOTMENT CLASS/ OBJECT OF EXPENDITURES (1)	ALLOTMENT RECEIVED (2)	OBLIGATIONS INCURRED		UNOBLIGATED BALANCE OF ALLOTMENT (5)=(2)-(4)
		THIS REPORT (3)	TO DATE (4)	
782 Rent Expense	215,000.00	10,069.36	143,727.14	71,272.86
783 Representation Expenses	507,000.00	3,172.30	354,531.01	152,468.99
784 Transportation & Delivery Expenses	130,000.00	-	-	130,000.00
786 Subscription	1,020,000.00	-	752,079.21	267,920.79
792 Auditing Services	50,000.00	2,171.01	45,888.02	4,111.98
796 Janitorial Services	756,000.00	70,229.68	586,455.00	169,545.00
797 Security Services	1,020,000.00	102,265.14	640,924.25	379,075.75
799 Other Professional Services	1,938,000.00	186,625.09	1,628,640.47	309,359.53
811 Repair & Maintenance -Office Buildings	200,000.00	44,941.64	144,891.44	55,108.56
821 Repair & Maintenance -Office Equipment	600,000.00	-	148,599.50	451,400.50
822 Repair & Maintenance -Fur. & Fixtures	100,000.00	-	-	100,000.00
823 Repair & Maintenance -IT Equipt & Software	-	-	265,872.08	(265,872.08)
840 Repair&Maint. - Other Equipt.	500,000.00	-	-	500,000.00
841 Repair & Maintenance - Motor Vehicles	205,000.00	61,372.64	215,222.31	(10,222.31)
883 Extraordinary Expenses	255,000.00	9,000.00	82,472.00	172,528.00
884 Miscellaneous Expenses	-	-	512.55	(512.55)
891 Taxes, Dutes & Fees	-	-	3,082.04	(3,082.04)
892 Fidelity Bond Premiums	100,000.00	-	26,876.25	73,123.75
893 Insurance Expenses	100,000.00	-	62,458.62	37,541.38
969 Other MOOE	-	5,420.00	252,420.00	(252,420.00)
Capital Outlay	7,150,000.00	134,267.76	134,267.76	7,015,732.24
211 Office Buildings	7,000,000.00	-	-	7,000,000.00
221 Office Equipment	150,000.00	134,267.76	134,267.76	15,732.24
TOTAL CURRENT ALLOTMENT	43,699,000.00	4,088,139.32	25,729,498.07	17,969,501.93
CONTINUING APPROPRIATIONS				
GRANTS-IN-AID (Reg. Fund ASA)	32,656.86	-	32,397.98	258.88
755 Office Supplies Expenses	30,600.00	-	30,600.00	-
783 Representation Expenses	2,056.86	-	1,797.98	258.88
GRANTS-IN-AIDS	89,478.00	-	3,000.00	86,478.00
878 Donations	89,478.00	-	3,000.00	86,478.00
TOTAL CONTINUING APPROPRIATIONS	122,134.86	-	35,397.98	86,736.88

10/01/11



Republic of the Philippines
DEPARTMENT OF SCIENCE AND TECHNOLOGY
SCIENCE AND TECHNOLOGY INFORMATION INSTITUTE

STATEMENT OF ALLOTMENT, OBLIGATIONS AND BALANCES
As of September 30, 2011

P / A / P ALLOTMENT CLASS/ OBJECT OF EXPENDITURES (1)	ALLOTMENT RECEIVED (2)	OBLIGATIONS INCURRED		UNOBLIGATED BALANCE OF ALLOTMENT (5)=(2)-(4)
		THIS REPORT (3)	TO DATE (4)	
211 Office Buildings	7,000,000.00	-	-	7,000,000.00
TOTAL, B.I.a	7,000,000.00	-	-	7,000,000.00
SUMMARY (CURRENT ALLOTMENT)				
PERSONAL SERVICES	17,593,000.00	2,431,918.06	13,371,018.21	4,221,981.79
701 Salaries & Wages - Regular	11,572,000.00	1,924,247.18	8,656,019.37	2,915,980.63
711 Personnel Economic Relief Allow.(PERA)	1,152,000.00	98,000.00	887,036.36	264,963.64
713 Representation Allowance (RA)	144,000.00	19,000.00	167,000.00	(23,000.00)
714 Transportation Allowance (TA)	144,000.00	12,000.00	104,000.00	40,000.00
715 Clothing/Uniform Allowance	192,000.00	-	192,000.00	-
716 Subsistence, Laundry & Quarter Allow.	1,414,000.00	32,941.67	1,414,000.00	-
717 Productivity Incentive Allowance	96,000.00	-	96,000.00	-
724 Cash Gift	240,000.00	-	122,500.00	117,500.00
725 Year End Bonus	965,000.00	61,761.50	484,585.00	480,415.00
731 Life & Retirement Insurance Contributions	1,390,000.00	231,799.80	1,028,294.41	361,705.59
732 PAG-IBIG Contributions	59,000.00	5,000.00	43,800.00	15,200.00
733 PHILHEALTH Contributions	136,000.00	21,912.50	102,687.50	33,312.50
734 ECC Contributions	59,000.00	5,255.41	43,095.57	15,904.43
749 Other Personnel Benefits	30,000.00	20,000.00	30,000.00	-
MOOE	18,956,000.00	1,521,953.50	12,224,212.10	6,731,787.90
751 Travelling Exp. - local	350,000.00	24,905.50	274,191.50	75,808.50
752 Travelling Exp. - foreign	430,000.00	-	-	430,000.00
753 Training Expenses	377,000.00	5,500.00	46,200.00	330,800.00
755 Office Supplies Expenses	2,782,000.00	15,021.75	1,928,976.37	853,023.63
756 Accountable Forms Expenses	50,000.00	-	9,250.00	40,750.00
761 Gasoline, Oil and Lubricants Expenses	120,000.00	22,500.00	180,119.22	(60,119.22)
765 Other Supplies Expenses	710,000.00	176,101.65	429,825.40	280,174.60
766 Water Expenses	353,000.00	3,147.72	182,639.63	170,360.37
767 Electricity Expenses	2,265,000.00	173,727.91	1,569,652.30	695,347.70
771 Postage and Deliveries	100,000.00	50,687.68	261,058.88	(161,058.88)
772 Telephone Expenses - Landline	1,570,000.00	381,385.43	821,232.16	748,767.84
773 Telephone Expenses - Mobile	618,000.00	5,989.00	72,136.96	545,863.04
774 Internet Expenses	-	8,960.00	88,640.00	(89,600.00)
775 Cable, Satellite, Telegraph & Radio Exp.	-	-	35,410.00	(35,410.00)
780 Advertising Expenses	350,000.00	-	-	350,000.00
781 Printing & Binding Expenses	1,185,000.00	158,750.00	97,167.79	929,082.21

Handwritten signature or initials



Republic of the Philippines
DEPARTMENT OF SCIENCE AND TECHNOLOGY
SCIENCE AND TECHNOLOGY INFORMATION INSTITUTE

STATEMENT OF ALLOTMENT, OBLIGATIONS AND BALANCES

As of September 30, 2011

P / A / P ALLOTMENT CLASS/ OBJECT OF EXPENDITURES (1)	ALLOTMENT RECEIVED (2)	OBLIGATIONS INCURRED		UNOBLIGATED BALANCE OF ALLOTMENT (5)=(2)-(4)
		THIS REPORT (3)	TO DATE (4)	
724 Cash Gift	80,000.00	-	50,000.00	30,000.00
725 Year End Bonus	320,000.00	24,575.00	197,515.00	122,485.00
731 Life & Retirement Insurance Contributions	461,000.00	90,940.92	408,539.64	52,460.36
732 PAG-IBIG Contributions	20,000.00	2,000.00	18,000.00	2,000.00
733 PHILHEALTH Contributions	45,000.00	8,787.50	41,287.50	3,712.50
734 ECC Contributions	20,000.00	1,845.28	16,200.00	3,800.00
749 Other Personnel Benefits	10,000.00	10,000.00	15,000.00	(5,000.00)
A.03.a.02 - MOOE	5,764,000.00	530,294.60	3,605,410.44	2,158,589.56
751 Travelling Exp. - local	100,000.00	2,631.50	88,329.00	11,671.00
752 Travelling Exp. - foreign	230,000.00	-	-	230,000.00
753 Training Expenses	102,000.00	-	11,500.00	90,500.00
755 Office Supplies Expenses	1,050,000.00	2,000.00	921,889.94	128,110.06
761 Gasoline, Oil and Lubricants Expenses	-	-	1,300.00	(1,300.00)
765 Other Supplies Expenses	380,000.00	176,101.65	181,323.60	198,676.40
771 Postage and Deliveries	-	407.68	2,378.88	(2,378.88)
772 Telephone Expenses - Landline	500,000.00	140,548.18	354,868.76	145,131.24
773 Telephone Expenses - Mobile	175,000.00	1,500.00	23,000.00	152,000.00
780 Advertising Expenses	200,000.00	-	-	200,000.00
781 Printing & Binding Expenses	1,025,000.00	158,750.00	964,957.60	60,042.40
782 Rent Expense	15,000.00	-	38,501.91	(23,501.91)
783 Representation Expenses	357,000.00	-	104,874.11	252,125.89
784 Transportation & Delivery Expenses	130,000.00	-	-	130,000.00
786 Subscription	70,000.00	-	225,627.10	(155,627.10)
799 Other Professional Services	900,000.00	47,235.59	383,865.78	516,134.22
821 Repair & Maintenance -Office Equipment	-	-	50,449.00	(50,449.00)
823 Repair & Maintenance -IT Equipt & Software	-	-	131,424.76	(131,424.76)
840 Repair&Maint. - Other Equipt.	250,000.00	-	-	250,000.00
841 Repair & Maintenance - Motor Vehicles	105,000.00	-	-	105,000.00
883 Extraordinary Expenses	175,000.00	-	18,000.00	157,000.00
969 Other MOOE	-	1,120.00	103,120.00	(103,120.00)
TOTAL, A.03.a.02	11,135,000.00	1,475,505.30	8,443,765.58	2,691,234.42
B. PROJECTS (Capital Outlay)				
B.I.a - Rehabilitation of STII Bldg. (Electrical and Cable System)				

Handwritten signature/initials



STATEMENT OF ALLOTMENT, OBLIGATIONS AND BALANCES

As of September 30, 2011

P / A / P ALLOTMENT CLASS/ OBJECT OF EXPENDITURES (1)	ALLOTMENT RECEIVED (2)	OBLIGATIONS INCURRED		UNOBLIGATED BALANCE OF ALLOTMENT (5)=(2)-(4)
		THIS REPORT (3)	TO DATE (4)	
733 PHILHEALTH Contributions	53,000.00	6,800.00	30,637.50	22,362.50
734 ECC Contributions	22,000.00	1,752.89	13,884.17	8,115.83
749 Other Personnel Benefits	12,000.00	5,000.00	10,000.00	2,000.00
A.03.a.01 - MOOE	6,038,000.00	365,157.32	3,201,810.42	2,836,189.58
751 Travelling Exp. - local	200,000.00	11,728.00	84,822.50	115,177.50
752 Travelling Exp. - foreign	100,000.00	-	-	100,000.00
753 Training Expenses	175,000.00	5,500.00	21,500.00	153,500.00
755 Office Supplies Expenses	1,060,000.00	-	750,121.26	309,878.74
765 Other Supplies Expenses	280,000.00	-	193,871.80	86,128.20
771 Postage and Deliveries	-	50,000.00	258,400.00	(258,400.00)
772 Telephone Expenses - Landline	920,000.00	238,200.73	409,453.00	510,547.00
773 Telephone Expenses - Mobile	393,000.00	1,500.00	12,000.00	381,000.00
774 Internet Expenses	-	8,960.00	80,640.00	(80,640.00)
781 Printing & Binding Expenses	160,000.00	-	9,935.19	150,064.81
782 Rent Expense	200,000.00	4,838.40	49,765.63	150,234.37
783 Representation Expenses	100,000.00	-	116,571.50	(16,571.50)
786 Subscription	950,000.00	-	512,588.11	437,411.89
799 Other Professional Services	850,000.00	44,430.19	526,505.93	323,494.07
811 Repair & Maintenance -Office Buildings	-	-	2,140.00	(2,140.00)
821 Repair & Maintenance -Office Equipment	400,000.00	-	86,000.50	313,999.50
823 Repair & Maintenance -IT Equipt & Software	-	-	22,495.00	(22,495.00)
840 Repair&Maint. - Other Equipt.	250,000.00	-	-	250,000.00
969 Other MOOE	-	-	65,000.00	(65,000.00)
TOTAL, A.03.A.01	12,343,000.00	1,077,830.69	6,691,453.21	5,651,546.79
II.a.2 Implementation of Science and Technology Promotion and Advocacy Program				
A.03.a.02 - Personal Services	5,371,000.00	945,210.70	4,838,355.14	532,644.86
701 Salaries & Wages - Regular	3,839,000.00	761,062.00	3,537,813.00	301,187.00
711 Personnel Economic Relief Allow.(PERA)	384,000.00	38,000.00	362,000.00	22,000.00
713 Representation Allowance (RA)	48,000.00	4,000.00	36,000.00	12,000.00
714 Transportation Allowance (TA)	48,000.00	4,000.00	36,000.00	12,000.00
715 Clothing/Uniform Allowance	64,000.00	-	80,000.00	(16,000.00)
717 Productivity Incentive Allowance	32,000.00	-	40,000.00	(8,000.00)

10/01/11



Republic of the Philippines
DEPARTMENT OF SCIENCE AND TECHNOLOGY
SCIENCE AND TECHNOLOGY INFORMATION INSTITUTE

STATEMENT OF ALLOTMENT, OBLIGATIONS AND BALANCES
As of September 30, 2011

P / A / P ALLOTMENT CLASS/ OBJECT OF EXPENDITURES (1)	ALLOTMENT RECEIVED (2)	OBLIGATIONS INCURRED		UNOBLIGATED BALANCE OF ALLOTMENT (5)=(2)-(4)
		THIS REPORT (3)	TO DATE (4)	
782 Rent Expense	-	5,230.96	55,459.60	(55,459.60)
783 Representation Expenses	50,000.00	3,172.30	133,085.40	(83,085.40)
786 Subscription	-	-	13,864.00	(13,864.00)
792 Auditing Services	50,000.00	2,171.01	45,888.02	4,111.98
796 Janitorial Services	756,000.00	70,229.68	586,455.00	169,545.00
797 Security Services	1,020,000.00	102,265.14	640,924.25	379,075.75
799 Other Professional Services	188,000.00	94,959.31	718,268.76	(530,268.76)
811 Repair & Maintenance -Office Buildings	200,000.00	44,941.64	142,751.44	57,248.56
821 Repair & Maintenance -Office Equipment	200,000.00	-	12,150.00	187,850.00
822 Repair & Maintenance -Fur. & Fixtures	100,000.00	-	-	100,000.00
823 Repair & Maintenance -IT Equipt & Software	-	-	111,952.32	(111,952.32)
841 Repair & Maintenance - Motor Vehicles	100,000.00	61,372.64	215,222.31	(115,222.31)
883 Extraordinary Expenses	80,000.00	9,000.00	64,472.00	15,528.00
884 Miscellaneous Expenses	-	-	512.55	(512.55)
891 Taxes, Dutes & Fees	-	-	3,082.04	(3,082.04)
892 Fidelity Bond Premiums	100,000.00	-	26,876.25	73,123.75
893 Insurance Expenses	100,000.00	-	62,458.62	37,541.38
969 Other MOOE	-	4,300.00	84,300.00	(84,300.00)
A.01.a.01 - Capital Outlay	150,000.00	134,267.76	134,267.76	15,732.24
221 Office Equipment	150,000.00	134,267.76	134,267.76	15,732.24
TOTAL, A.01.a.01	13,221,000.00	1,534,803.33	10,594,279.28	2,626,720.72
II.a.1 - Operation of Science and Technology Center for Information Services				
A.03.a.01 - Personal Services	6,305,000.00	712,673.37	3,489,642.79	2,815,357.21
701 Salaries & Wages - Regular	4,545,000.00	573,893.18	2,543,515.37	2,001,484.63
711 Personnel Economic Relief Allow.(PERA)	432,000.00	30,000.00	255,036.36	176,963.64
713 Representation Allowance (RA)	48,000.00	4,000.00	32,000.00	16,000.00
714 Transportation Allowance (TA)	48,000.00	4,000.00	32,000.00	16,000.00
715 Clothing/Uniform Allowance	72,000.00	-	52,000.00	20,000.00
717 Productivity Incentive Allowance	36,000.00	-	30,000.00	6,000.00
724 Cash Gift	90,000.00	-	35,000.00	55,000.00
725 Year End Bonus	379,000.00	17,900.00	142,900.00	239,100.00
731 Life & Retirement Insurance Contributions	546,000.00	67,700.00	300,700.00	248,300.00
732 PAG-IBIG Contributions	22,000.00	1,500.00	12,000.00	10,500.00

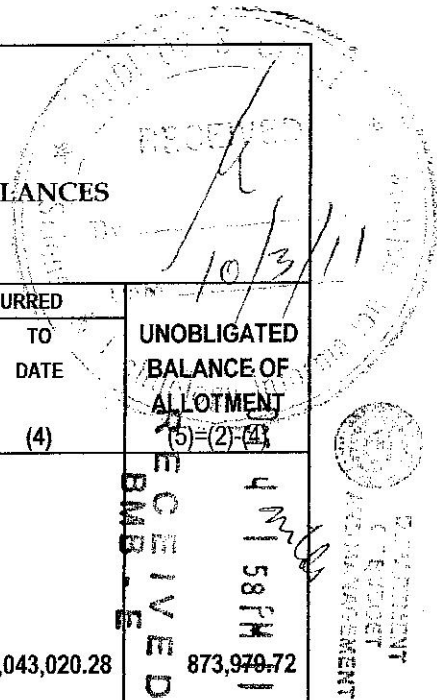
Handwritten signature or initials



Republic of the Philippines
 DEPARTMENT OF SCIENCE AND TECHNOLOGY
 SCIENCE AND TECHNOLOGY INFORMATION INSTITUTE

STATEMENT OF ALLOTMENT, OBLIGATIONS AND BALANCES

As of September 30, 2011



P / A / P ALLOTMENT CLASS/ OBJECT OF EXPENDITURES (1)	ALLOTMENT RECEIVED (2)	OBLIGATIONS INCURRED		UNOBLIGATED BALANCE OF ALLOTMENT (5)=(2)-(4)
		THIS REPORT (3)	TO DATE (4)	
A. PROGRAMS				
A.01.a.01 General Administrative and Support Services				
A.01.a.01 - Personal Services	5,917,000.00	774,033.99	5,043,020.28	873,970.72
701 Salaries & Wages - Regular	3,188,000.00	589,292.00	2,574,691.00	613,309.00
711 Personnel Economic Relief Allow.(PERA)	336,000.00	30,000.00	270,000.00	66,000.00
713 Representation Allowance (RA)	48,000.00	11,000.00	99,000.00	(51,000.00)
714 Transportation Allowance (TA)	48,000.00	4,000.00	36,000.00	12,000.00
715 Clothing/Uniform Allowance	56,000.00	-	60,000.00	(4,000.00)
716 Subsistence, Laundry & Quarter Allow.	1,414,000.00	32,941.67	1,414,000.00	-
717 Productivity Incentive Allowance	28,000.00	-	26,000.00	2,000.00
724 Cash Gift	70,000.00	-	37,500.00	32,500.00
725 Year End Bonus	266,000.00	19,192.00	144,978.50	121,021.50
731 Life & Retirement Insurance Contributions	383,000.00	73,126.08	318,476.88	64,523.12
732 PAG-IBIG Contributions	17,000.00	1,500.00	13,600.00	3,400.00
733 PHILHEALTH Contributions	38,000.00	6,325.00	30,762.50	7,237.50
734 ECC Contributions	17,000.00	1,657.24	13,011.40	3,988.60
742 Terminal Leave	-	-	-	-
749 Other Personnel Benefits	8,000.00	5,000.00	5,000.00	3,000.00
A.01.a.01 - MOOE	7,154,000.00	626,501.58	5,416,991.24	1,737,008.76
751 Travelling Exp. - local	50,000.00	10,546.00	101,040.00	(51,040.00)
752 Travelling Exp. - foreign	100,000.00	-	-	100,000.00
753 Training Expenses	100,000.00	-	13,200.00	86,800.00
755 Office Supplies Expenses.	672,000.00	13,021.75	256,965.17	415,034.83
756 Accountable Forms Expenses	50,000.00	-	9,250.00	40,750.00
761 Gasoline, Oil and Lubricants Expenses	120,000.00	22,500.00	178,819.22	(58,819.22)
765 Other Supplies Expenses	50,000.00	-	54,630.00	(4,630.00)
766 Water Expenses	353,000.00	3,147.72	182,639.63	170,360.37
767 Electricity Expenses	2,265,000.00	173,727.91	1,569,652.30	695,347.70
771 Postage and Deliveries	100,000.00	280.00	280.00	99,720.00
772 Telephone Expenses - Landline	150,000.00	2,636.52	56,970.40	93,029.60
773 Telephone Expenses - Mobile	50,000.00	2,999.00	37,136.96	12,863.04
775 Cable, Satellite, Telegraph & Radio Exp.	-	-	35,410.00	(35,410.00)
780 Advertising Expenses	150,000.00	-	-	150,000.00
781 Printing & Writing Expenses	-	-	275.00	(275.00)



Handwritten signature



Republic of the Philippines
DEPARTMENT OF SCIENCE AND TECHNOLOGY
SCIENCE AND TECHNOLOGY INFORMATION INSTITUTE

REVISED STATEMENT OF ALLOTMENT, OBLIGATIONS AND BALANCES
As of October 31, 2011

P / A / P ALLOTMENT CLASS/ OBJECT OF EXPENDITURES (1)	ALLOTMENT RECEIVED (2)	OBLIGATIONS INCURRED		UNOBLIGATED BALANCE OF ALLOTMENT (5)=(2)-(4)
		THIS REPORT (3)	TO DATE (4)	
PENSION & GRATUITY FUND (PGF)	307,415.00	-	307,414.87	0.13
742 Terminal Leave Benefits	307,415.00	-	307,414.87	0.13
NBC 524	1,539,000.00	133,527.66	1,294,865.13	244,134.87
701 Salaries & Wages - Regular	1,419,000.00	132,370.00	1,220,926.03	198,073.97
725 Year-end Bonus	118,000.00	-	62,287.50	55,712.50
733 PHILHEALTH Contributions	2,000.00	1,125.00	11,325.00	(9,325.00)
734 ECC Contributions	-	32.66	326.60	(326.60)
NBC 524 (RLIP)	170,000.00	15,101.58	146,973.24	23,026.76
731 Life & Retirement Insurance Contributions	170,000.00	15,101.58	146,973.24	23,026.76
NBC 530	978,000.00	133,432.96	656,953.10	321,046.90
701 Salaries & Wages - Regular	855,000.00	132,365.00	651,575.80	203,424.20
725 Year-end Bonus	122,000.00	-	-	122,000.00
733 PHILHEALTH Contributions	1,000.00	1,050.00	5,287.50	(4,287.50)
734 ECC Contributions	-	17.96	89.80	(89.80)
NBC 530 (RLIP)	103,000.00	14,292.84	70,533.90	32,466.10
731 Life & Retirement Insurance Contributions	103,000.00	14,292.84	70,533.90	32,466.10
GRANTS-IN-AID	510,520.00	-	458,377.72	52,142.28
878 Donations	510,520.00	-	458,377.72	52,142.28
TOTAL OTHER RELEASES	2,526,935.00	148,629.24	2,207,630.96	319,304.04
GRAND-SUMMARY				
Personal Services	20,690,415.00	1,530,944.67	17,082,348.08	3,608,066.92
Maintenance & Other Operating Expense	19,588,654.86	1,286,403.99	14,004,391.79	5,584,263.07
Capital Outlay	7,150,000.00	-	134,267.76	7,015,732.24
GRAND-TOTAL	47,429,069.86	2,817,348.66	31,221,007.63	16,208,062.23

Certified Correct:

Approved/Submitted by:


ARLENE E. CENTENO
Chief-EAD


RAYMUND E. LIBORO
Director



Republic of the Philippines
DEPARTMENT OF SCIENCE AND TECHNOLOGY
SCIENCE AND TECHNOLOGY INFORMATION INSTITUTE

REVISED STATEMENT OF ALLOTMENT, OBLIGATIONS AND BALANCES
As of October 31, 2011

P / A / P ALLOTMENT CLASS/ OBJECT OF EXPENDITURES (1)	ALLOTMENT RECEIVED (2)	OBLIGATIONS INCURRED		UNOBLIGATED BALANCE OF ALLOTMENT (5)=(2)-(4)
		THIS REPORT (3)	TO DATE (4)	
783 Representation Expenses	507,000.00	21,026.50	375,557.51	131,442.49
784 Transportation & Delivery Expenses	130,000.00	-	-	130,000.00
786 Subscription	1,020,000.00	-	752,079.21	267,920.79
792 Auditing Services	50,000.00	54.66	45,942.68	4,057.32
796 Janitorial Services	756,000.00	70,229.68	656,684.68	99,315.32
797 Security Services	1,020,000.00	34,088.38	675,012.63	344,987.37
799 Other Professional Services	1,938,000.00	180,269.06	1,808,909.53	129,090.47
811 Repair & Maintenance -Office Buildings	200,000.00	25,130.50	170,021.94	29,978.06
821 Repair & Maintenance -Office Equipment	600,000.00	228,625.00	377,224.50	222,775.50
822 Repair & Maintenance -Fur. & Fixtures	100,000.00	-	-	100,000.00
823 Repair & Maintenance -IT Equipt & Software	-	-	265,872.08	(265,872.08)
840 Repair&Maint. - Other Equipt.	500,000.00	-	-	500,000.00
841 Repair & Maintenance - Motor Vehicles	205,000.00	6,444.00	221,666.31	(16,666.31)
883 Extraordinary Expenses	255,000.00	9,000.00	91,472.00	163,528.00
884 Miscellaneous Expenses	-	-	512.55	(512.55)
891 Taxes, Dutes & Fees	-	-	3,082.04	(3,082.04)
892 Fidelity Bond Premiums	100,000.00	-	26,876.25	73,123.75
893 Insurance Expenses	100,000.00	-	62,458.62	37,541.38
969 Other MOOE	-	-	252,420.00	(252,420.00)
Capital Outlay	7,150,000.00	-	134,267.76	7,015,732.24
211 Office Buildings	7,000,000.00	-	-	7,000,000.00
221 Office Equipment	150,000.00	-	134,267.76	15,732.24
TOTAL CURRENT ALLOTMENT	43,699,000.00	2,520,993.62	28,250,491.69	15,448,508.31
CONTINUING APPROPRIATIONS				
GRANTS-IN-AID (Reg. Fund ASA)	32,656.86	-	32,397.98	258.88
755 Office Supplies Expenses	30,600.00	-	30,600.00	-
783 Representation Expenses	2,056.86	-	1,797.98	258.88
GRANTS-IN-AIDS	89,478.00	-	3,000.00	86,478.00
878 Donations	89,478.00	-	3,000.00	86,478.00
TOTAL CONTINUING APPROPRIATIONS	122,134.86	-	35,397.98	86,736.88
OTHER RELEASES				



Republic of the Philippines
DEPARTMENT OF SCIENCE AND TECHNOLOGY
SCIENCE AND TECHNOLOGY INFORMATION INSTITUTE

REVISED STATEMENT OF ALLOTMENT, OBLIGATIONS AND BALANCES
As of October 31, 2011

P / A / P ALLOTMENT CLASS/ OBJECT OF EXPENDITURES (1)	ALLOTMENT RECEIVED (2)	OBLIGATIONS INCURRED		UNOBLIGATED BALANCE OF ALLOTMENT (5)=(2)-(4)
		THIS REPORT (3)	TO DATE (4)	
TOTAL, B.I.a	7,000,000.00	-	-	7,000,000.00
SUMMARY (CURRENT ALLOTMENT)				
PERSONAL SERVICES	17,593,000.00	1,234,589.63	14,605,607.84	2,987,392.16
701 Salaries & Wages - Regular	11,572,000.00	964,627.00	9,620,646.37	1,951,353.63
711 Personnel Economic Relief Allow.(PERA)	1,152,000.00	100,000.00	987,036.36	164,963.64
713 Representation Allowance (RA)	144,000.00	19,000.00	186,000.00	(42,000.00)
714 Transportation Allowance (TA)	144,000.00	12,000.00	116,000.00	28,000.00
715 Clothing/Uniform Allowance	192,000.00	-	192,000.00	-
716 Subsistence, Laundry & Quarter Allow.	1,414,000.00	-	1,414,000.00	-
717 Productivity Incentive Allowance	96,000.00	-	96,000.00	-
724 Cash Gift	240,000.00	-	122,500.00	117,500.00
725 Year End Bonus	965,000.00	-	484,585.00	480,415.00
731 Life & Retirement Insurance Contributions	1,390,000.00	117,278.40	1,145,572.81	244,427.19
732 PAG-IBIG Contributions	59,000.00	5,000.00	48,800.00	10,200.00
733 PHILHEALTH Contributions	136,000.00	11,762.50	114,450.00	21,550.00
734 ECC Contributions	59,000.00	4,921.73	48,017.30	10,982.70
749 Other Personnel Benefits	30,000.00	-	30,000.00	-
MOOE	18,956,000.00	1,286,403.99	13,510,616.09	5,445,383.91
751 Travelling Exp. - local	350,000.00	10,055.00	284,246.50	65,753.50
752 Travelling Exp. - foreign	430,000.00	-	-	430,000.00
753 Training Expenses	377,000.00	7,215.00	53,415.00	323,585.00
755 Office Supplies Expenses	2,782,000.00	10,648.25	1,939,624.62	842,375.38
756 Accountable Forms Expenses	50,000.00	-	9,250.00	40,750.00
761 Gasoline, Oil and Lubricants Expenses	120,000.00	11,997.93	192,117.15	(72,117.15)
765 Other Supplies Expenses	710,000.00	221,602.35	651,427.75	58,572.25
766 Water Expenses	353,000.00	43,356.32	225,995.95	127,004.05
767 Electricity Expenses	2,265,000.00	153,160.74	1,722,813.04	542,186.96
771 Postage and Deliveries	100,000.00	-	261,058.88	(161,058.88)
772 Telephone Expenses - Landline	1,570,000.00	211,928.87	1,033,221.03	536,778.97
773 Telephone Expenses - Mobile	618,000.00	6,500.00	78,636.96	539,363.04
774 Internet Expenses	-	12,331.20	92,971.20	(80,640.00)
775 Cable, Satellite, Telegraph & Radio Exp.	-	-	36,410.00	(36,410.00)
780 Advertising Expenses	350,000.00	-	-	350,000.00
781 Printing & Binding Expenses	1,185,000.00	-	57,167.79	1,127,832.21
782 Rent Expense	215,000.00	22,740.55	106,467.00	85,792.45

Handwritten signature/initials



Republic of the Philippines
DEPARTMENT OF SCIENCE AND TECHNOLOGY
SCIENCE AND TECHNOLOGY INFORMATION INSTITUTE

REVISED STATEMENT OF ALLOTMENT, OBLIGATIONS AND BALANCES
As of October 31, 2011

P / A / P ALLOTMENT CLASS/ OBJECT OF EXPENDITURES (1)	ALLOTMENT RECEIVED (2)	OBLIGATIONS INCURRED		UNOBLIGATED BALANCE OF ALLOTMENT (5)=(2)-(4)
		THIS REPORT (3)	TO DATE (4)	
725 Year End Bonus	320,000.00	-	197,515.00	122,485.00
731 Life & Retirement Insurance Contributions	461,000.00	45,393.36	453,933.00	7,067.00
732 PAG-IBIG Contributions	20,000.00	2,000.00	20,000.00	-
733 PHILHEALTH Contributions	45,000.00	4,587.50	45,875.00	(875.00)
734 ECC Contributions	20,000.00	1,800.00	18,000.00	2,000.00
749 Other Personnel Benefits	10,000.00	-	15,000.00	(5,000.00)
A.03.a.02 - MOOE	5,764,000.00	260,507.27	3,865,917.71	1,898,082.29
751 Travelling Exp. - local	100,000.00	-	88,329.00	11,671.00
752 Travelling Exp. - foreign	230,000.00	-	-	230,000.00
753 Training Expenses	102,000.00	-	11,500.00	90,500.00
755 Office Supplies Expenses	1,050,000.00	-	921,889.94	128,110.06
761 Gasoline, Oil and Lubricants Expenses	-	-	1,300.00	(1,300.00)
765 Other Supplies Expenses	380,000.00	184,453.65	365,777.25	14,222.75
771 Postage and Deliveries	-	-	2,378.88	(2,378.88)
772 Telephone Expenses - Landline	500,000.00	2,868.40	357,737.16	142,262.84
773 Telephone Expenses - Mobile	175,000.00	1,500.00	24,500.00	150,500.00
780 Advertising Expenses	200,000.00	-	-	200,000.00
781 Printing & Binding Expenses	1,025,000.00	-	964,957.60	60,042.40
782 Rent Expense	15,000.00	14,884.87	53,386.78	(38,386.78)
783 Representation Expenses	357,000.00	-	104,874.11	252,125.89
784 Transportation & Delivery Expenses	130,000.00	-	-	130,000.00
786 Subscription	70,000.00	-	225,627.10	(155,627.10)
799 Other Professional Services	900,000.00	47,800.35	431,666.13	468,333.87
821 Repair & Maintenance -Office Equipment	-	-	50,449.00	(50,449.00)
823 Repair & Maintenance -IT Equipt & Software	-	-	131,424.76	(131,424.76)
840 Repair&Maint. - Other Equipt.	250,000.00	-	-	250,000.00
841 Repair & Maintenance - Motor Vehicles	105,000.00	-	-	105,000.00
883 Extraordinary Expenses	175,000.00	9,000.00	27,000.00	148,000.00
969 Other MOOE	-	-	103,120.00	(103,120.00)
TOTAL, A.03.a.02	11,135,000.00	753,723.13	9,197,488.71	1,937,511.29
B. PROJECTS (Capital Outlay)				
B.1a - Rehabilitation of STII Bldg. (Electrical and Cable System)				
211 Office Buildings	7,000,000.00	-	-	7,000,000.00

A 1/2/11



Republic of the Philippines
 DEPARTMENT OF SCIENCE AND TECHNOLOGY
 SCIENCE AND TECHNOLOGY INFORMATION INSTITUTE

REVISED STATEMENT OF ALLOTMENT, OBLIGATIONS AND BALANCES
 As of October 31, 2011

P / A / P ALLOTMENT CLASS/ OBJECT OF EXPENDITURES (1)	ALLOTMENT RECEIVED (2)	OBLIGATIONS INCURRED		UNOBLIGATED BALANCE OF ALLOTMENT (5)=(2)-(4)
		THIS REPORT (3)	TO DATE (4)	
734 ECC Contributions	22,000.00	1,687.13	15,571.30	6,428.70
749 Other Personnel Benefits	12,000.00	-	10,000.00	2,000.00
A.03.a.01 - MOOE	6,038,000.00	460,162.26	3,661,972.68	2,376,027.32
751 Travelling Exp. - local	200,000.00	-	84,822.50	115,177.50
752 Travelling Exp. - foreign	100,000.00	-	-	100,000.00
753 Training Expenses	175,000.00	-	21,500.00	153,500.00
755 Office Supplies Expenses	1,060,000.00	-	750,121.26	309,878.74
765 Other Supplies Expenses	280,000.00	2,948.70	196,820.50	83,179.50
771 Postage and Deliveries	-	-	258,400.00	(258,400.00)
772 Telephone Expenses - Landline	920,000.00	209,060.47	618,513.47	301,486.53
773 Telephone Expenses - Mobile	393,000.00	1,500.00	13,500.00	379,500.00
774 Internet Expenses	-	12,331.20	92,971.20	(92,971.20)
781 Printing & Binding Expenses	160,000.00	-	9,935.19	150,064.81
782 Rent Expense	200,000.00	4,838.40	54,604.03	145,395.97
783 Representation Expenses	100,000.00	12,254.00	128,825.50	(28,825.50)
786 Subscription	950,000.00	-	512,588.11	437,411.89
799 Other Professional Services	850,000.00	37,604.49	564,110.42	285,889.58
811 Repair & Maintenance -Office Buildings	-	-	2,140.00	(2,140.00)
821 Repair & Maintenance -Office Equipment	400,000.00	179,625.00	265,625.50	134,374.50
823 Repair & Maintenance -IT Equipt & Software	-	-	22,495.00	(22,495.00)
840 Repair&Maint. - Other Equipt.	250,000.00	-	-	250,000.00
969 Other MOOE	-	-	65,000.00	(65,000.00)
TOTAL, A.03.A.01	12,343,000.00	828,155.09	7,519,608.30	4,823,391.70
II.a.2 Implementation of Science and Technology Promotion and Advocacy Program				
A.03.a.02 - Personal Services	5,371,000.00	493,215.86	5,331,571.00	39,429.00
701 Salaries & Wages - Regular	3,839,000.00	391,435.00	3,929,248.00	(90,248.00)
711 Personnel Economic Relief Allow.(PERA)	384,000.00	40,000.00	402,000.00	(18,000.00)
713 Representation Allowance (RA)	48,000.00	4,000.00	40,000.00	8,000.00
714 Transportation Allowance (TA)	48,000.00	4,000.00	40,000.00	8,000.00
715 Clothing/Uniform Allowance	64,000.00	-	80,000.00	(16,000.00)
717 Productivity Incentive Allowance	32,000.00	-	40,000.00	(8,000.00)
724 Cash Gift	80,000.00	-	50,000.00	30,000.00

AT 1/2/11



Republic of the Philippines
DEPARTMENT OF SCIENCE AND TECHNOLOGY
SCIENCE AND TECHNOLOGY INFORMATION INSTITUTE


REVISED STATEMENT OF ALLOTMENT, OBLIGATIONS AND BALANCES
As of October 31, 2011

P / A / P ALLOTMENT CLASS/ OBJECT OF EXPENDITURES (1)	ALLOTMENT RECEIVED (2)	OBLIGATIONS INCURRED		UNOBLIGATED BALANCE OF ALLOTMENT (5)=(2)-(4)
		THIS REPORT (3)	TO DATE (4)	
783 Representation Expenses	50,000.00	8,772.50	141,857.90	(91,857.90)
786 Subscription	-	-	13,864.00	(13,864.00)
792 Auditing Services	50,000.00	54.66	45,942.68	4,057.32
796 Janitorial Services	756,000.00	70,229.68	656,684.68	99,315.32
797 Security Services	1,020,000.00	34,088.38	675,012.63	344,987.37
799 Other Professional Services	188,000.00	94,864.22	813,132.98	(625,132.98)
811 Repair & Maintenance -Office Buildings	200,000.00	25,130.50	167,881.94	32,118.06
821 Repair & Maintenance -Office Equipment	200,000.00	49,000.00	61,150.00	138,850.00
822 Repair & Maintenance -Fur. & Fixtures	100,000.00	-	-	100,000.00
823 Repair & Maintenance -IT Equipt & Software	-	-	111,952.32	(111,952.32)
841 Repair & Maintenance - Motor Vehicles	100,000.00	6,444.00	221,666.31	(121,666.31)
883 Extraordinary Expenses	80,000.00	-	64,472.00	15,528.00
884 Miscellaneous Expenses	-	-	512.55	(512.55)
891 Taxes, Duites & Fees	-	-	3,082.04	(3,082.04)
892 Fidelity Bond Premiums	100,000.00	-	26,876.25	73,123.75
893 Insurance Expenses	100,000.00	-	62,458.62	37,541.38
969 Other MOOE	-	-	84,300.00	(84,300.00)
A.01.a.01 - Capital Outlay	150,000.00	-	134,267.76	15,732.24
221 Office Equipment	150,000.00	-	134,267.76	15,732.24
TOTAL, A.01.a.01	13,221,000.00	939,115.40	11,533,394.68	1,687,605.32
II.a.1 - Operation of Science and Technology Center for Information Services				
A.03.a.01 - Personal Services	6,305,000.00	367,992.83	3,857,635.62	2,447,364.38
701 Salaries & Wages - Regular	4,545,000.00	285,815.00	2,829,330.37	1,715,669.63
711 Personnel Economic Relief Allow.(PERA)	432,000.00	30,000.00	285,036.36	146,963.64
713 Representation Allowance (RA)	48,000.00	4,000.00	36,000.00	12,000.00
714 Transportation Allowance (TA)	48,000.00	4,000.00	36,000.00	12,000.00
715 Clothing/Uniform Allowance	72,000.00	-	52,000.00	20,000.00
717 Productivity Incentive Allowance	36,000.00	-	30,000.00	6,000.00
724 Cash Gift	90,000.00	-	35,000.00	55,000.00
725 Year End Bonus	379,000.00	-	142,091.50	236,908.50
731 Life & Retirement Insurance Contributions	546,000.00	37,228.20	338,586.00	207,413.80
732 PAG-IBIG Contributions	22,000.00	1,500.00	13,700.00	8,300.00
733 PHILHEALTH Contributions	53,000.00	3,762.50	31,400.00	21,597.50

A. 1/10/11



Republic of the Philippines
 DEPARTMENT OF SCIENCE AND TECHNOLOGY
 SCIENCE AND TECHNOLOGY INFORMATION INSTITUTE



REVISED STATEMENT OF ALLOTMENT, OBLIGATIONS AND BALANCES
 As of October 31, 2011

P / A / P ALLOTMENT CLASS/ OBJECT OF EXPENDITURES (1)	ALLOTMENT RECEIVED (2)	OBLIGATIONS INCURRED		UNOBLIGATED BALANCE OF ALLOTMENT (5)=(2)-(4)
		THIS REPORT (3)	TO DATE (4)	
A. PROGRAMS				
A.01.a.01 General Administrative and Support Services				
A.01.a.01 - Personal Services	5,917,000.00	373,380.94	5,416,401.22	500,598.78
701 Salaries & Wages - Regular	3,188,000.00	287,377.00	2,862,068.00	325,932.00
711 Personnel Economic Relief Allow.(PERA)	336,000.00	30,000.00	300,000.00	36,000.00
713 Representation Allowance (RA)	48,000.00	11,000.00	110,000.00	(62,000.00)
714 Transportation Allowance (TA)	48,000.00	4,000.00	40,000.00	8,000.00
715 Clothing/Uniform Allowance	56,000.00	-	60,000.00	(4,000.00)
716 Subsistence, Laundry & Quarter Allow.	1,414,000.00	-	1,414,000.00	-
717 Productivity Incentive Allowance	28,000.00	-	26,000.00	2,000.00
724 Cash Gift	70,000.00	-	37,500.00	32,500.00
725 Year End Bonus	266,000.00	-	144,978.50	121,021.50
731 Life & Retirement Insurance Contributions	383,000.00	34,656.84	353,133.72	29,866.28
732 PAG-IBIG Contributions	17,000.00	1,500.00	15,100.00	1,900.00
733 PHILHEALTH Contributions	38,000.00	3,412.50	34,175.00	3,825.00
734 ECC Contributions	17,000.00	1,434.60	14,446.00	2,554.00
749 Other Personnel Benefits	8,000.00	-	5,000.00	3,000.00
A.01.a.01 - MOOE	7,154,000.00	565,734.46	5,982,725.70	1,171,274.30
751 Travelling Exp. - local	50,000.00	10,055.00	111,095.00	(61,095.00)
752 Travelling Exp. - foreign	100,000.00	-	-	100,000.00
753 Training Expenses	100,000.00	7,215.00	20,415.00	79,585.00
755 Office Supplies Expenses	672,000.00	10,648.25	267,613.42	404,386.58
756 Accountable Forms Expenses	50,000.00	-	9,250.00	40,750.00
761 Gasoline, Oil and Lubricants Expenses	120,000.00	11,997.93	190,817.15	(70,817.15)
765 Other Supplies Expenses	50,000.00	34,200.00	88,830.00	(38,830.00)
766 Water Expenses	353,000.00	43,356.32	225,995.95	127,004.05
767 Electricity Expenses	2,265,000.00	153,169.74	1,722,813.04	542,186.96
771 Postage and Deliveries	100,000.00	-	200.00	99,799.00
772 Telephone Expenses - Landline	150,000.00	-	55,500.00	94,500.00
773 Telephone Expenses - Mobile	50,000.00	3,000.00	4,000.00	46,000.00
775 Cable, Satellite, Telegraph & Radio Exp.	-	-	35,000.00	(35,000.00)
780 Advertising Expenses	150,000.00	-	-	150,000.00
781 Printing & Binding Expenses	-	-	225.00	(225.00)
782 Rent Expense	-	3,000.00	3,000.00	-

Handwritten signature and date



STATEMENT OF ALLOTMENT, OBLIGATIONS AND BALANCES
 As of November 30, 2011

P / A / P ALLOTMENT CLASS/ OBJECT OF EXPENDITURES (1)	ALLOTMENT RECEIVED (2)	OBLIGATIONS INCURRED		UNOBLIGATED BALANCE OF ALLOTMENT (5)=(2)-(4)
		THIS REPORT (3)	TO DATE (4)	
PENSION & GRATUITY FUND (PGF)	307,415.00	-	307,414.87	0.13
742 Terminal Leave Benefits	307,415.00	-	307,414.87	0.13
NBC 524	1,539,000.00	192,545.66	1,437,410.79	51,589.21
701 Salaries & Wages - Regular	1,419,000.00	(127,592.00)	1,348,518.03	70,481.97
725 Year-end Bonus	118,000.00	63,796.00	126,083.50	(8,083.50)
733 PHILHEALTH Contributions	2,000.00	1,125.00	12,450.00	(10,450.00)
734 ECC Contributions	-	32.66	359.26	(359.26)
NBC 524 (RLIP)	170,000.00	15,311.04	162,284.28	7,715.72
731 Life & Retirement Insurance Contributions	170,000.00	15,311.04	162,284.28	7,715.72
NBC 530	978,000.00	192,447.46	849,400.56	128,599.44
701 Salaries & Wages - Regular	855,000.00	127,586.00	779,161.80	75,838.20
725 Year-end Bonus	122,000.00	63,793.50	63,793.50	58,206.50
733 PHILHEALTH Contributions	1,000.00	1,050.00	6,337.50	(5,337.50)
734 ECC Contributions	-	17.96	107.76	(107.76)
NBC 530 (RLIP)	103,000.00	15,310.32	85,844.22	17,155.78
731 Life & Retirement Insurance Contributions	103,000.00	15,310.32	85,844.22	17,155.78
GRANTS-IN-AID	510,520.00	-	458,377.72	52,142.28
878 Donations	510,520.00	-	458,377.72	52,142.28
TOTAL OTHER RELEASES	2,526,935.00	207,856.70	2,415,487.66	111,447.34
GRAND-SUMMARY				
Personal Services	20,690,415.00	2,337,574.29	19,419,922.37	1,270,492.63
Maintenance & Other Operating Expense	19,588,654.86	1,213,524.43	15,217,916.22	4,370,738.64
Capital Outlay	7,150,000.00	-	134,267.76	7,015,732.24
GRAND-TOTAL	47,429,069.86	3,551,098.72	34,772,106.35	12,656,963.51

Certified Correct:

Approved/Submitted by:

ARLENE E. CENTENO
 Chief FAD

RAYMUND E. LIBORO
 Director



STATEMENT OF ALLOTMENT, OBLIGATIONS AND BALANCES
 As of November 30, 2011

P / A / P ALLOTMENT CLASS/ OBJECT OF EXPENDITURES (1)	ALLOTMENT RECEIVED (2)	OBLIGATIONS INCURRED		UNOBLIGATED BALANCE OF ALLOTMENT (5)=(2)-(4)
		THIS REPORT (3)	TO DATE (4)	
783 Representation Expenses	507,000.00	29,693.00	405,250.51	101,749.49
784 Transportation & Delivery Expenses	130,000.00	-	-	130,000.00
786 Subscription	1,020,000.00	185,826.95	937,906.16	82,093.84
792 Auditing Services	50,000.00	4,261.38	50,204.06	(204.06)
796 Janitorial Services	756,000.00	70,229.68	726,914.36	29,085.64
797 Security Services	1,020,000.00	118,325.22	793,337.85	226,662.15
799 Other Professional Services	1,938,000.00	164,934.06	1,973,843.59	(35,843.59)
811 Repair & Maintenance -Office Buildings	200,000.00	-	170,021.94	29,978.06
821 Repair & Maintenance -Office Equipment	600,000.00	8,951.60	386,176.10	213,823.90
822 Repair & Maintenance -Fur. & Fixtures	100,000.00	-	-	100,000.00
823 Repair & Maintenance -IT Equipmt & Software	-	73,850.00	339,722.08	(339,722.08)
840 Repair&Maint. - Other Equipt.	500,000.00	-	-	500,000.00
841 Repair & Maintenance - Motor Vehicles	205,000.00	4,800.00	226,466.31	(21,466.31)
883 Extraordinary Expenses	255,000.00	10,006.95	101,478.95	153,521.05
884 Miscellaneous Expenses	-	-	512.55	(512.55)
891 Taxes, Dutes & Fees	-	-	3,082.04	(3,082.04)
892 Fidelity Bond Premiums	100,000.00	29,250.00	56,126.25	43,873.75
893 Insurance Expenses	100,000.00	-	62,458.62	37,541.38
969 Other MOOE	-	-	252,420.00	(252,420.00)
Capital Outlay	7,150,000.00	-	134,267.76	7,015,732.24
211 Office Buildings	7,000,000.00	-	-	7,000,000.00
221 Office Equipment	150,000.00	-	134,267.76	15,732.24
TOTAL CURRENT ALLOTMENT	43,699,000.00	3,135,484.24	31,385,975.93	12,313,024.07
CONTINUING APPROPRIATIONS				
GRANTS-IN-AID (Reg. Fund ASA)	32,656.86	-	32,397.98	258.88
755 Office Supplies Expenses	30,600.00	-	30,600.00	-
783 Representation Expenses	2,056.86	-	1,797.98	258.88
GRANTS-IN-AIDS	89,478.00	-	3,000.00	86,478.00
878 Donations	89,478.00	-	3,000.00	86,478.00
TOTAL CONTINUING APPROPRIATIONS	122,134.86	-	35,397.98	86,736.88
OTHER RELEASES				

A 12/05/11



Republic of the Philippines
 DEPARTMENT OF SCIENCE AND TECHNOLOGY
 SCIENCE AND TECHNOLOGY INFORMATION INSTITUTE

STATEMENT OF ALLOTMENT, OBLIGATIONS AND BALANCES

As of November 30, 2011

P / A / P ALLOTMENT CLASS/ OBJECT OF EXPENDITURES (1)	ALLOTMENT RECEIVED (2)	OBLIGATIONS INCURRED		UNOBLIGATED BALANCE OF ALLOTMENT (5)=(2)-(4)
		THIS REPORT (3)	TO DATE (4)	
TOTAL, B.I.a	7,000,000.00	-	-	7,000,000.00
SUMMARY (CURRENT ALLOTMENT)				
PERSONAL SERVICES	17,593,000.00	1,921,959.81	16,527,567.65	1,065,432.35
701 Salaries & Wages - Regular	11,572,000.00	974,184.00	10,594,830.37	977,169.63
711 Personnel Economic Relief Allow.(PERA)	1,152,000.00	100,000.00	1,087,036.36	64,963.64
713 Representation Allowance (RA)	144,000.00	19,000.00	205,000.00	(61,000.00)
714 Transportation Allowance (TA)	144,000.00	12,000.00	128,000.00	16,000.00
715 Clothing/Uniform Allowance	192,000.00	-	192,000.00	-
716 Subsistence, Laundry & Quarter Allow.	1,414,000.00	-	1,414,000.00	-
717 Productivity Incentive Allowance	96,000.00	-	96,000.00	-
724 Cash Gift	240,000.00	126,000.00	248,500.00	(8,500.00)
725 Year End Bonus	965,000.00	552,189.50	1,036,774.50	(71,774.50)
731 Life & Retirement Insurance Contributions	1,390,000.00	116,902.08	1,262,474.89	127,525.11
732 PAG-IBIG Contributions	59,000.00	5,000.00	53,800.00	5,200.00
733 PHILHEALTH Contributions	136,000.00	11,762.50	126,212.50	9,787.50
734 ECC Contributions	59,000.00	4,921.73	52,939.03	6,060.97
749 Other Personnel Benefits	30,000.00	-	30,000.00	-
MOOE	18,956,000.00	1,213,524.43	14,724,140.52	4,231,859.48
751 Travelling Exp. - local	350,000.00	7,302.00	291,548.50	58,451.50
752 Travelling Exp. - foreign	430,000.00	-	-	430,000.00
753 Training Expenses	377,000.00	-	53,415.00	323,585.00
755 Office Supplies Expenses	2,782,000.00	186,588.49	2,126,213.11	655,786.89
756 Accountable Forms Expenses	50,000.00	-	9,250.00	40,750.00
761 Gasoline, Oil and Lubricants Expenses	120,000.00	12,300.00	204,417.15	(84,417.15)
765 Other Supplies Expenses	710,000.00	-	651,427.75	58,572.25
766 Water Expenses	353,000.00	17,155.81	243,151.76	109,848.24
767 Electricity Expenses	2,265,000.00	-	1,722,813.04	542,186.96
771 Postage and Deliveries	100,000.00	50,000.00	311,058.00	(211,058.00)
772 Telephone Expenses - Landline	1,570,000.00	200,985.04	1,234,366.87	335,614.13
773 Telephone Expenses - Mobile	618,000.00	11,554.21	90,191.17	516,354.62
774 Internet Expenses	-	8,500.00	80,591.20	(72,091.20)
775 Cable, Satellite, Telegraph & Radio Exp.	-	-	5,000.00	(5,000.00)
780 Advertising Expenses	350,000.00	-	-	350,000.00
781 Printing & Binding Expenses	1,185,000.00	-	87,167.75	1,097,832.25
782 Rent Expense	215,000.00	22,987.21	25,405.93	166,606.86

d. M. S. 10



Republic of the Philippines
DEPARTMENT OF SCIENCE AND TECHNOLOGY
SCIENCE AND TECHNOLOGY INFORMATION INSTITUTE

STATEMENT OF ALLOTMENT, OBLIGATIONS AND BALANCES

As of November 30, 2011

P / A / P ALLOTMENT CLASS/ OBJECT OF EXPENDITURES (1)	ALLOTMENT RECEIVED (2)	OBLIGATIONS INCURRED		UNOBLIGATED BALANCE OF ALLOTMENT (5)=(2)-(4)
		THIS REPORT (3)	TO DATE (4)	
725 Year End Bonus	320,000.00	218,771.00	416,286.00	(96,286.00)
731 Life & Retirement Insurance Contributions	461,000.00	44,994.36	498,927.36	(37,927.36)
732 PAG-IBIG Contributions	20,000.00	2,000.00	22,000.00	(2,000.00)
733 PHILHEALTH Contributions	45,000.00	4,587.50	50,462.50	(5,462.50)
734 ECC Contributions	20,000.00	1,800.00	19,800.00	200.00
749 Other Personnel Benefits	10,000.00	-	15,000.00	(5,000.00)
A.03.a.02 - MOOE	5,764,000.00	93,581.49	3,959,499.20	1,804,500.80
751 Travelling Exp. - local	100,000.00	128.00	88,457.00	11,543.00
752 Travelling Exp. - foreign	230,000.00	-	-	230,000.00
753 Training Expenses	102,000.00	-	11,500.00	90,500.00
755 Office Supplies Expenses	1,050,000.00	139.25	922,029.19	127,970.81
761 Gasoline, Oil and Lubricants Expenses	-	-	1,300.00	(1,300.00)
765 Other Supplies Expenses	380,000.00	-	365,777.25	14,222.75
771 Postage and Deliveries	-	-	2,378.88	(2,378.88)
772 Telephone Expenses - Landline	500,000.00	340.48	358,077.64	141,922.36
773 Telephone Expenses - Mobile	175,000.00	3,500.00	28,000.00	147,000.00
780 Advertising Expenses	200,000.00	-	-	200,000.00
781 Printing & Binding Expenses	1,025,000.00	-	964,957.60	60,042.40
782 Rent Expense	15,000.00	7,133.08	60,519.86	(45,519.86)
783 Representation Expenses	357,000.00	25,965.00	130,839.11	226,160.89
784 Transportation & Delivery Expenses	130,000.00	-	-	130,000.00
786 Subscription	70,000.00	610.00	226,237.10	(156,237.10)
799 Other Professional Services	900,000.00	46,765.68	478,431.81	421,568.19
821 Repair & Maintenance -Office Equipment	-	-	50,449.00	(50,449.00)
823 Repair & Maintenance -IT Equipt & Software	-	-	131,424.76	(131,424.76)
840 Repair&Maint. - Other Equipt.	250,000.00	-	-	250,000.00
841 Repair & Maintenance - Motor Vehicles	105,000.00	-	-	105,000.00
883 Extraordinary Expenses	175,000.00	9,000.00	36,000.00	139,000.00
969 Other MOOE	-	-	103,120.00	(103,120.00)
TOTAL, A.03.a.02	11,135,000.00	855,111.35	10,052,600.06	1,082,399.94
B. PROJECTS (Capital Outlay)				
B.1a - Rehabilitation of STII Bldg. (Electrical and Cable System)				
211 Office Buildings	7,000,000.00	-	-	7,000,000.00



Republic of the Philippines
 DEPARTMENT OF SCIENCE AND TECHNOLOGY
 SCIENCE AND TECHNOLOGY INFORMATION INSTITUTE

STATEMENT OF ALLOTMENT, OBLIGATIONS AND BALANCES

As of November 30, 2011

P / A / P ALLOTMENT CLASS/ OBJECT OF EXPENDITURES (1)	ALLOTMENT RECEIVED (2)	OBLIGATIONS INCURRED		UNOBLIGATED BALANCE OF ALLOTMENT (5)=(2)-(4)
		THIS REPORT (3)	TO DATE (4)	
734 ECC Contributions	22,000.00	1,687.13	17,258.43	4,741.57
749 Other Personnel Benefits	12,000.00	-	10,000.00	2,000.00
A.03.a.01 - MOOE	6,038,000.00	729,688.02	4,391,660.70	1,646,339.30
751 Travelling Exp. - local	200,000.00	2,880.00	87,702.50	112,297.50
752 Travelling Exp. - foreign	100,000.00	-	-	100,000.00
753 Training Expenses	175,000.00	-	21,500.00	153,500.00
755 Office Supplies Expenses	1,060,000.00	186,449.24	936,570.50	123,429.50
765 Other Supplies Expenses	280,000.00	-	196,820.50	83,179.50
771 Postage and Deliveries	-	50,000.00	308,400.00	(308,400.00)
772 Telephone Expenses - Landline	920,000.00	182,830.83	801,344.30	118,655.70
773 Telephone Expenses - Mobile	393,000.00	1,500.00	15,000.00	378,000.00
774 Internet Expenses	-	8,960.00	101,931.20	(101,931.20)
781 Printing & Binding Expenses	160,000.00	-	9,935.19	150,064.81
782 Rent Expense	200,000.00	4,838.40	59,442.43	140,557.57
783 Representation Expenses	100,000.00	1,523.00	130,348.50	(30,348.50)
786 Subscription	950,000.00	185,216.95	697,805.06	252,194.94
799 Other Professional Services	850,000.00	22,688.00	586,798.42	263,201.58
811 Repair & Maintenance -Office Buildings	-	-	2,140.00	(2,140.00)
821 Repair & Maintenance -Office Equipment	400,000.00	8,951.60	274,577.10	125,422.90
823 Repair & Maintenance -IT Equipt & Software	-	73,850.00	96,345.00	(96,345.00)
840 Repair&Maint. - Other Equipt.	250,000.00	-	-	250,000.00
969 Other MOOE	-	-	65,000.00	(65,000.00)
TOTAL, A.03.A.01	12,343,000.00	1,317,048.63	8,836,656.93	3,506,343.07
II.a.2 Implementation of Science and Technology Promotion and Advocacy Program				
A.03.a.02 - Personal Services	5,371,000.00	761,529.86	6,093,100.86	(722,100.86)
701 Salaries & Wages - Regular	3,839,000.00	391,377.00	4,320,625.00	(481,625.00)
711 Personnel Economic Relief Allow. (PERA)	304,000.00	40,000.00	442,000.00	(58,000.00)
713 Representation Allowance (RA)	48,000.00	4,000.00	44,000.00	4,000.00
714 Transportation Allowance (TA)	48,000.00	4,000.00	44,000.00	4,000.00
715 Clothing Allowance	64,000.00	-	80,000.00	(16,000.00)
717 Productivity Incentive Allowance	32,000.00	-	40,000.00	(8,000.00)
721 Cash GR	80,000.00	50,000.00	100,000.00	(20,000.00)

12/05/11



Republic of the Philippines
 DEPARTMENT OF SCIENCE AND TECHNOLOGY
 SCIENCE AND TECHNOLOGY INFORMATION INSTITUTE


STATEMENT OF ALLOTMENT, OBLIGATIONS AND BALANCES

As of November 30, 2011

P / A / P ALLOTMENT CLASS/ OBJECT OF EXPENDITURES (1)	ALLOTMENT RECEIVED (2)	OBLIGATIONS INCURRED		UNOBLIGATED BALANCE OF ALLOTMENT (5)=(2)-(4)
		THIS REPORT (3)	TO DATE (4)	
783 Representation Expenses	50,000.00	2,205.00	144,062.90	(94,062.90)
786 Subscription	-	-	13,864.00	(13,864.00)
792 Auditing Services	50,000.00	4,261.38	50,204.06	(204.06)
796 Janitorial Services	756,000.00	70,229.68	726,914.36	29,085.64
797 Security Services	1,020,000.00	118,325.22	793,337.85	226,662.15
799 Other Professional Services	188,000.00	95,480.38	908,613.36	(720,613.36)
811 Repair & Maintenance -Office Buildings	200,000.00	-	167,881.94	32,118.06
821 Repair & Maintenance -Office Equipment	200,000.00	-	61,150.00	138,850.00
822 Repair & Maintenance -Fur. & Fixtures	100,000.00	-	-	100,000.00
823 Repair & Maintenance -IT Equip & Software	-	-	111,952.32	(111,952.32)
841 Repair & Maintenance - Motor Vehicles	100,000.00	4,800.00	226,466.31	(126,466.31)
883 Extraordinary Expenses	80,000.00	1,006.95	65,478.95	14,521.05
884 Miscellaneous Expenses	-	-	512.55	(512.55)
891 Taxes, Dutes & Fees	-	-	3,082.04	(3,082.04)
892 Fidelity Bond Premiums	100,000.00	29,250.00	56,126.25	43,873.75
893 Insurance Expenses	100,000.00	-	62,458.62	37,541.38
969 Other MOOE	-	-	84,300.00	(84,300.00)
A.01.a.01 - Capital Outlay	150,000.00	-	134,267.76	15,732.24
221 Office Equipment	150,000.00	-	134,267.76	15,732.24
TOTAL, A.01.a.01	13,221,000.00	963,324.26	12,496,718.94	724,281.06
II.a.1 - Operation of Science and Technology Center for Information Services				
A.03.a.01 - Personal Services	6,305,000.00	587,360.61	4,444,996.23	1,860,003.77
701 Salaries & Wages - Regular	4,545,000.00	295,430.00	3,124,760.37	1,420,239.63
711 Personnel Economic Relief Allow.(PERA)	432,000.00	30,000.00	315,036.36	116,963.64
713 Representation Allowance (RA)	48,000.00	4,000.00	40,000.00	8,000.00
714 Transportation Allowance (TA)	48,000.00	4,000.00	40,000.00	8,000.00
715 Clothing/Uniform Allowance	72,000.00	-	52,000.00	20,000.00
717 Productivity Incentive Allowance	36,000.00	-	30,000.00	6,000.00
724 Cash Gift	90,000.00	30,500.00	73,500.00	16,500.00
725 Year End Bonus	379,000.00	171,000.00	300,000.00	79,000.00
731 Life & Retirement Insurance Contributions	546,000.00	37,000.00	300,000.00	219,000.00
732 PAG-IBIG Contributions	22,000.00	1,000.00	0.00	21,000.00
733 PHILHEALTH Contributions	53,000.00	0.00	0.00	53,000.00



Republic of the Philippines
 DEPARTMENT OF SCIENCE AND TECHNOLOGY
 SCIENCE AND TECHNOLOGY INFORMATION INSTITUTE



STATEMENT OF ALLOTMENT, OBLIGATIONS AND BALANCES

As of November 30, 2011

P / A / P ALLOTMENT CLASS/ OBJECT OF EXPENDITURES (1)	ALLOTMENT RECEIVED (2)	OBLIGATIONS INCURRED		UNOBLIGATED BALANCE OF ALLOTMENT (5)=(2)-(4)
		THIS REPORT (3)	TO DATE (4)	
A. PROGRAMS				
A.01.a.01 General Administrative and Support Services				
A.01.a.01 - Personal Services	5,917,000.00	573,069.34	5,989,470.56	(72,470.56)
701 Salaries & Wages - Regular	3,188,000.00	287,377.00	3,149,445.00	38,555.00
711 Personnel Economic Relief Allow.(PERA)	336,000.00	30,000.00	330,000.00	6,000.00
713 Representation Allowance (RA)	48,000.00	11,000.00	121,000.00	(73,000.00)
714 Transportation Allowance (TA)	48,000.00	4,000.00	44,000.00	4,000.00
715 Clothing/Uniform Allowance	56,000.00	-	60,000.00	(4,000.00)
716 Subsistence, Laundry & Quarter Allow.	1,414,000.00	-	1,414,000.00	-
717 Productivity Incentive Allowance	28,000.00	-	26,000.00	2,000.00
724 Cash Gift	70,000.00	37,500.00	75,000.00	(5,000.00)
725 Year End Bonus	266,000.00	162,360.00	307,338.50	(41,338.50)
731 Life & Retirement Insurance Contributions	383,000.00	34,485.24	387,618.96	(4,618.96)
732 PAG-IBIG Contributions	17,000.00	1,500.00	16,600.00	400.00
733 PHILHEALTH Contributions	38,000.00	3,412.50	37,587.50	412.50
734 ECC Contributions	17,000.00	1,434.60	15,880.60	1,119.40
749 Other Personnel Benefits	8,000.00	-	5,000.00	3,000.00
A.01.a.01 - MOOE	7,154,000.00	390,254.92	6,372,980.62	781,019.38
751 Travelling Exp. - local	50,000.00	4,294.00	115,389.00	(65,389.00)
752 Travelling Exp. - foreign	100,000.00	-	-	100,000.00
753 Training Expenses	100,000.00	-	20,415.00	79,585.00
755 Office Supplies Expenses	672,000.00	-	267,613.42	404,386.58
756 Accountable Forms Expenses	50,000.00	-	9,250.00	40,750.00
761 Gasoline, Oil and Lubricants Expenses	120,000.00	12,300.00	203,117.15	(83,117.15)
765 Other Supplies Expenses	50,000.00	-	88,830.00	(38,830.00)
766 Water Expenses	353,000.00	17,155.81	243,151.76	109,848.24
767 Electricity Expenses	2,255,000.00	-	1,722,813.04	542,186.96
771 Photocopying Expenses	100,000.00	-	200.00	99,799.99
772 Telephone Expenses - Landline	150,000.00	10,000.00	7,000.00	75,000.00
773 Telephone Expenses - Mobile	50,000.00	5,000.00	4,000.00	2,000.00
774 Computing, Telegraph & Radio Exp.	100,000.00	5,000.00	3,000.00	65,000.00
775 Advertising Expenses	100,000.00	1,000.00	-	100,000.00
776 Freight & Shipping Expenses	-	-	2,250.00	(2,250.00)
777 Other Expenses	-	6,500.00	6,500.00	(6,500.00)

2 p/15/11



Republic of the Philippines
DEPARTMENT OF SCIENCE AND TECHNOLOGY
SCIENCE AND TECHNOLOGY INFORMATION INSTITUTE

RECEIVED
Date 1/12/12
13
12
12

STATEMENT OF ALLOTMENT, OBLIGATIONS AND BALANCES

As of December 31, 2011

P / A / P ALLOTMENT CLASS/ OBJECT OF EXPENDITURES (1)	ALLOTMENT RECEIVED (2)	OBLIGATIONS INCURRED		UNOBLIGATED BALANCE OF ALLOTMENT (5)=(2)-(4)
		THIS REPORT (3)	TO DATE (4)	
A. PROGRAMS				
A.01.a.01 General Administrative and Support Services				
A.01.a.01 - Personal Services	6,388,316.19	398,845.63	6,388,316.19	
701 Salaries & Wages - Regular	3,459,622.83	310,177.83	3,459,622.83	
711 Personnel Economic Relief Allow.(PERA)	360,000.00	30,000.00	360,000.00	
713 Representation Allowance (RA)	132,000.00	11,000.00	132,000.00	
714 Transportation Allowance (TA)	48,000.00	4,000.00	48,000.00	
715 Clothing/Uniform Allowance	60,000.00	-	60,000.00	
716 Subsistence, Laundry & Quarter Allow.	1,414,000.00	-	1,414,000.00	
717 Productivity Incentive Allowance	26,000.00	-	26,000.00	
724 Cash Gift	75,000.00	-	75,000.00	
725 Year End Bonus	307,338.50	-	307,338.50	
731 Life & Retirement Insurance Contributions	424,414.54	36,795.58	424,414.54	
732 PAG-IBIG Contributions	18,100.00	1,500.00	18,100.00	
733 PHILHEALTH Contributions	41,768.75	4,181.25	41,768.75	
734 ECC Contributions	17,071.57	1,190.97	17,071.57	
749 Other Personnel Benefits	5,000.00	-	5,000.00	
A.01.a.01 - MOOE	6,682,683.81	309,703.19	6,682,683.81	
751 Travelling Exp. - local	125,900.00	10,511.00	125,900.00	
753 Training Expenses	20,415.00	-	20,415.00	
755 Office Supplies Expenses	286,197.42	18,584.00	286,197.42	
756 Accountable Forms Expenses	9,250.00	-	9,250.00	
761 Gasoline, Oil and Lubricants Expenses	224,117.18	21,000.03	224,117.18	
765 Other Supplies Expenses	88,830.00	-	88,830.00	
766 Water Expenses	244,761.04	1,609.28	244,761.04	
767 Electricity Expenses	2,063,602.36	340,789.32	2,063,602.36	
771 Postage and Deliveries	280.00	-	280.00	
772 Telephone Expenses - Landline	74,784.93	-	74,784.93	
773 Telephone Expenses - Mobile	50,886.01	3,694.84	50,886.01	
775 Cable, Satellite, Telegraph & Radio Exp.	36,410.00	-	36,410.00	
781 Printing & Binding Expenses	2,275.00	-	2,275.00	
782 Rent Expense	68,364.89	3,310.16	68,364.89	
783 Representation Expenses	146,020.99	1,958.99	146,020.99	
785 Subscription	13,864.00	-	13,864.00	

120148



STATEMENT OF ALLOTMENT, OBLIGATIONS AND BALANCES
 As of December 31, 2011

P / A / P ALLOTMENT CLASS/ OBJECT OF EXPENDITURES (1)	ALLOTMENT RECEIVED (2)	OBLIGATIONS INCURRED		UNOBLIGATED BALANCE OF ALLOTMENT (5)=(2)-(4)
		THIS REPORT (3)	TO DATE (4)	
742 Terminal Leave Benefits	307,415.00	-	307,414.87	0.13
NBC 524	1,539,000.00	51,589.21	1,539,000.00	0.00
701 Salaries & Wages - Regular	1,400,107.24	51,589.21	1,400,107.24	-
725 Year-end Bonus	126,083.50	-	126,083.50	-
733 PHILHEALTH Contributions	12,450.00	-	12,450.00	-
734 ECC Contributions	359.26	-	359.26	0.00
NBC 524 (RLIP)	170,000.00	7,715.72	170,000.00	-
731 Life & Retirement Insurance Contributions	170,000.00	7,715.72	170,000.00	-
NBC 530	978,000.00	128,599.44	978,000.00	-
701 Salaries & Wages - Regular	906,758.80	127,597.00	906,758.80	-
725 Year-end Bonus	63,793.50	-	63,793.50	-
733 PHILHEALTH Contributions	6,337.50	-	6,337.50	-
734 ECC Contributions	1,110.20	1,002.44	1,110.20	-
NBC 530 (RLIP)	103,000.00	17,155.78	103,000.00	-
731 Life & Retirement Insurance Contributions	103,000.00	17,155.78	103,000.00	-
GRANTS-IN-AID	510,520.00	-	458,377.72	52,142.28
878 Donations	510,520.00	-	458,377.72	52,142.28
Miscellaneous Personnel Benefit Fund	493,000.00	493,000.00	493,000.00	-
749 Performance Bonus	493,000.00	493,000.00	493,000.00	-
TOTAL OTHER RELEASES	3,019,935.00	552,304.93	2,967,792.59	52,142.41
GRAND-SUMMARY				
Personal Services	26,375,506.43	6,955,583.93	26,375,506.30	0.13
Maintenance & Other Operating Expense	14,396,563.43	(1,320,075.65)	13,897,840.57	498,722.86
Capital Outlay	7,150,000.00	15,000.00	149,267.76	7,000,732.24
GRAND-TOTAL	47,922,069.86	5,650,508.28	40,422,614.63	7,499,455.23

Certified Correct:

Approved/Submitted by:

ARLENE E. CENTENO
 Chief-FAD

RAYMUND E. LIBORO
 Director



STATEMENT OF ALLOTMENT, OBLIGATIONS AND BALANCES
 As of December 31, 2011

P / A / P ALLOTMENT CLASS/ OBJECT OF EXPENDITURES (1)	ALLOTMENT RECEIVED (2)	OBLIGATIONS INCURRED		UNOBLIGATED BALANCE OF ALLOTMENT (5)=(2)-(4)
		THIS REPORT (3)	TO DATE (4)	
782 Rent Expense	199,885.49	14,868.56	199,885.49	-
783 Representation Expenses	465,336.91	60,086.40	465,336.91	-
786 Subscription	215,411.00	(722,495.16)	215,411.00	-
792 Auditing Services	50,269.02	64.96	50,269.02	-
796 Janitorial Services	854,742.18	127,827.82	854,742.18	-
797 Security Services	899,627.73	106,289.88	899,627.73	-
799 Other Professional Services	2,096,200.79	122,357.20	2,096,200.79	-
811 Repair & Maintenance -Office Buildings	170,021.94	-	170,021.94	-
821 Repair & Maintenance -Office Equipment	206,551.10	(179,625.00)	206,551.10	-
823 Repair & Maintenance -IT Equipt & Software	699,565.78	-	339,722.08	359,843.70
841 Repair & Maintenance - Motor Vehicles	226,466.31	-	226,466.31	-
883 Extraordinary Expenses	269,872.65	168,393.70	269,872.65	-
884 Miscellaneous Expenses	512.55	-	512.55	-
891 Taxes, Dutes & Fees	3,082.04	-	3,082.04	-
892 Fidelity Bond Premiums	56,126.25	-	56,126.25	-
893 Insurance Expenses	62,458.62	-	62,458.62	-
969 Other MOOE	1,695,793.00	1,443,373.00	1,695,793.00	-
Capital Outlay	7,150,000.00	15,000.00	149,267.76	7,000,732.24
211 Office Buildings	7,000,000.00	-	-	7,000,000.00
221 Office Equipment	150,000.00	15,000.00	149,267.76	732.24
TOTAL CURRENT ALLOTMENT	43,699,000.00	4,952,448.13	36,338,424.06	7,360,575.94
CONTINUING APPROPRIATIONS				
GRANTS-IN-AID (Reg. Fund ASA)	32,656.86	-	32,397.98	258.88
755 Office Supplies Expenses	30,600.00	-	30,600.00	-
783 Representation Expenses	2,056.86	-	1,797.98	258.88
GRANTS-IN-AIDS	89,478.00	-	3,000.00	86,478.00
878 Donations	89,478.00	-	3,000.00	86,478.00
TOTAL CONTINUING APPROPRIATIONS	122,134.86	-	35,397.98	86,736.88
OTHER RELEASES				
PENSION & GRATUITY FUND (PGF)	307,415.00	-	307,414.87	0.13

3,901,897.72

A. J. J. / 1/11/12



Republic of the Philippines
DEPARTMENT OF SCIENCE AND TECHNOLOGY
SCIENCE AND TECHNOLOGY INFORMATION INSTITUTE

STATEMENT OF ALLOTMENT, OBLIGATIONS AND BALANCES
As of December 31, 2011

P / A / P ALLOTMENT CLASS/ OBJECT OF EXPENDITURES (1)	ALLOTMENT RECEIVED (2)	OBLIGATIONS INCURRED		UNOBLIGATED BALANCE OF ALLOTMENT (5)=(2)-(4)
		THIS REPORT (3)	TO DATE (4)	
TOTAL, B.I.a	7,000,000.00	-	-	7,000,000.00
SUMMARY (CURRENT ALLOTMENT)				
PERSONAL SERVICES	22,785,091.43	6,257,523.78	22,785,091.43	-
701 Salaries & Wages - Regular	11,645,006.16	1,050,175.79	11,645,006.16	-
711 Personnel Economic Relief Allow.(PERA)	1,187,036.36	100,000.00	1,187,036.36	-
713 Representation Allowance (RA)	224,000.00	19,000.00	224,000.00	-
714 Transportation Allowance (TA)	140,000.00	12,000.00	140,000.00	-
715 Clothing/Uniform Allowance	196,000.00	4,000.00	196,000.00	-
716 Subsistence, Laundry & Quarter Allow.	2,058,283.33	644,283.33	2,058,283.33	-
717 Productivity Incentive Allowance	96,000.00	-	96,000.00	-
721 Hazard Pay	2,083,855.86	2,083,855.86	2,083,855.86	-
722 Longevity Pay	2,073,523.90	2,073,523.90	2,073,523.90	-
724 Cash Gift	248,500.00	-	248,500.00	-
725 Year End Bonus	1,036,774.50	-	1,036,774.50	-
731 Life & Retirement Insurance Contributions	1,385,126.83	122,651.94	1,385,126.83	-
732 PAG-IBIG Contributions	58,800.00	5,000.00	58,800.00	-
733 PHILHEALTH Contributions	140,150.00	13,937.50	140,150.00	-
734 ECC Contributions	56,908.94	3,969.91	56,908.94	-
742 Terminal Leave Benefits	115,125.55	115,125.55	115,125.55	-
749 Other Personnel Benefits	40,000.00	10,000.00	40,000.00	-
MOOE	13,763,908.57	(1,320,075.65)	13,404,064.87	359,843.70
751 Travelling Exp. - local	313,274.26	21,725.76	313,274.26	-
753 Training Expenses	96,015.00	42,600.00	96,015.00	-
755 Office Supplies Expenses	554,929.31	(1,571,283.80)	554,929.31	-
756 Accountable Forms Expenses	9,250.00	-	9,250.00	-
761 Gasoline, Oil and Lubricants Expenses	225,417.18	21,000.03	225,417.18	-
763 Textbook & Instructional Materials	4,560.00	4,560.00	4,560.00	-
765 Other Supplies Expenses	131,577.85	(519,849.90)	131,577.85	-
766 Water Expenses	244,761.04	1,609.28	244,761.04	-
767 Electricity Expenses	2,063,602.36	340,789.32	2,063,602.36	-
771 Postage and Deliveries	311,058.88	-	311,058.88	-
772 Telephone Expenses - Landline	391,491.58	(842,715.29)	391,491.58	-
773 Telephone Expenses - Mobile	96,886.01	6,694.84	96,886.01	-
774 Internet Expenses	110,891.20	8,960.00	110,891.20	-
775 Cable, Satellite, Telegraph & Radio Exp.	36,410.00	-	36,410.00	-
781 Printing & Binding Expenses	1,001,860.54	21,692.75	1,001,860.54	-

975,125.24

975,125.24



Republic of the Philippines
 DEPARTMENT OF SCIENCE AND TECHNOLOGY
 SCIENCE AND TECHNOLOGY INFORMATION INSTITUTE

STATEMENT OF ALLOTMENT, OBLIGATIONS AND BALANCES

As of December 31, 2011

P / A / P ALLOTMENT CLASS/ OBJECT OF EXPENDITURES (1)	ALLOTMENT RECEIVED (2)	OBLIGATIONS INCURRED		UNOBLIGATED BALANCE OF ALLOTMENT (5)=(2)-(4)
		THIS REPORT (3)	TO DATE (4)	
717 Productivity Incentive Allowance	40,000.00	-	40,000.00	-
721 Hazard Pay	1,037,874.05	1,037,874.05	1,037,874.05	-
722 Longevity Pay	838,668.91	838,668.91	838,668.91	-
724 Cash Gift	100,000.00	-	100,000.00	-
725 Year End Bonus	416,286.00	-	416,286.00	-
731 Life & Retirement Insurance Contributions	545,535.10	46,607.74	545,535.10	-
732 PAG-IBIG Contributions	24,000.00	2,000.00	24,000.00	-
733 PHILHEALTH Contributions	55,758.75	5,296.25	55,758.75	-
734 ECC Contributions	21,308.57	1,508.57	21,308.57	-
749 Other Personnel Benefits	15,000.00	-	15,000.00	-
A.03.a.02 - MOOE	2,499,727.22	(1,459,771.98)	2,499,727.22	(0.00)
751 Travelling Exp. - local	98,538.76	10,081.76	98,538.76	-
753 Training Expenses	12,500.00	1,000.00	12,500.00	-
755 Office Supplies Expenses	149,316.33	(772,712.86)	149,316.33	-
761 Gasoline, Oil and Lubricants Expenses	1,300.00	-	1,300.00	-
765 Other Supplies Expenses	5,221.95	(360,555.30)	5,221.95	(0.00)
771 Postage and Deliveries	2,378.88	-	2,378.88	-
772 Telephone Expenses - Landline	36,338.22	(321,739.42)	36,338.22	-
773 Telephone Expenses - Mobile	29,500.00	1,500.00	29,500.00	-
781 Printing & Binding Expenses	996,262.50	31,304.90	996,262.50	-
782 Rent Expense	67,239.86	6,720.00	67,239.86	-
783 Representation Expenses	157,895.01	27,055.90	157,895.01	-
786 Subscription	(99,588.59)	(325,825.69)	(99,588.59)	-
799 Other Professional Services	659,650.54	181,218.73	659,650.54	-
821 Repair & Maintenance -Office Equipment	50,449.00	-	50,449.00	-
823 Repair & Maintenance -IT Equipt & Software	131,424.76	-	131,424.76	-
883 Extraordinary Expenses	201,300.00	165,300.00	201,300.00	-
969 Other MOOE	-	(103,120.00)	-	-
TOTAL, A.03.a.02	11,135,000.00	1,082,399.94	11,135,000.00	(0.00)
B. PROJECTS (Capital Outlay)				
B.1.a - Rehabilitation of STII Bldg. (Electrical and Cable System)				
211 Office Buildings	7,000,000.00	-	-	7,000,000.00

Handwritten signature/initials



Republic of the Philippines
 DEPARTMENT OF SCIENCE AND TECHNOLOGY
 SCIENCE AND TECHNOLOGY INFORMATION INSTITUTE

STATEMENT OF ALLOTMENT, OBLIGATIONS AND BALANCES
 As of December 31, 2011

P / A / P ALLOTMENT CLASS/ OBJECT OF EXPENDITURES (1)	ALLOTMENT RECEIVED (2)	OBLIGATIONS INCURRED		UNOBLIGATED BALANCE OF ALLOTMENT (5)=(2)-(4)
		THIS REPORT (3)	TO DATE (4)	
733 PHILHEALTH Contributions	42,622.50	4,460.00	42,622.50	-
734 ECC Contributions	18,528.80	1,270.37	18,528.80	-
742 Terminal Leave Benefits	115,125.55	115,125.55	115,125.55	-
749 Other Personnel Benefits	20,000.00	10,000.00	20,000.00	-
A.03.a.01 - MOOE	4,581,497.54	(170,006.86)	4,221,653.84	359,843.70
751 Travelling Exp. - local	88,835.50	1,133.00	88,835.50	-
753 Training Expenses	63,100.00	41,600.00	63,100.00	-
755 Office Supplies Expenses	119,415.56	(817,154.94)	119,415.56	(0.00)
763 Textbook & Instructional Materials	4,560.00	4,560.00	4,560.00	-
765 Other Supplies Expenses	37,525.90	(159,294.60)	37,525.90	0.00
771 Postage and Deliveries	308,400.00	-	308,400.00	-
772 Telephone Expenses - Landline	280,368.43	(520,975.87)	280,368.43	0.00
773 Telephone Expenses - Mobile	16,500.00	1,500.00	16,500.00	-
774 Internet Expenses	110,891.20	8,960.00	110,891.20	-
781 Printing & Binding Expenses	3,323.04	(6,612.15)	3,323.04	(0.00)
782 Rent Expense	64,280.83	4,838.40	64,280.83	(0.00)
783 Representation Expenses	161,421.00	31,072.50	161,421.00	-
786 Subscription	301,135.59	(396,669.47)	301,135.59	(0.00)
799 Other Professional Services	860,966.69	274,168.27	860,966.69	-
811 Repair & Maintenance -Office Buildings	2,140.00	-	2,140.00	-
821 Repair & Maintenance -Office Equipment	94,952.10	(179,625.00)	94,952.10	0.00
823 Repair & Maintenance -IT Equipt & Software	456,188.70	-	96,345.00	359,843.70
969 Other MOOE	1,607,493.00	1,542,493.00	1,607,493.00	-
TOTAL, A.03.A.01	12,343,000.00	3,146,499.37	11,983,156.30	359,843.70
II.a.2 Implementation of Science and Technology Promotion and Advocacy Program				
A.03.a.02 - Personal Services	8,635,272.78	2,542,171.92	8,635,272.78	-
701 Salaries & Wages - Regular	4,740,883.07	420,258.07	4,740,883.07	-
711 Personnel Economic Relief Allow.(PERA)	482,000.00	40,000.00	482,000.00	-
713 Representation Allowance (RA)	48,000.00	4,000.00	48,000.00	-
714 Transportation Allowance (TA)	48,000.00	4,000.00	48,000.00	-
715 Clothing Allowance	80,000.00	-	80,000.00	-
716 Subsidized Laundry & Quarter Allow.	141,958.33	141,958.33	141,958.33	-

at 11/12



Republic of the Philippines
 DEPARTMENT OF SCIENCE AND TECHNOLOGY
 SCIENCE AND TECHNOLOGY INFORMATION INSTITUTE

STATEMENT OF ALLOTMENT, OBLIGATIONS AND BALANCES
 As of December 31, 2011

P / A / P ALLOTMENT CLASS/ OBJECT OF EXPENDITURES (1)	ALLOTMENT RECEIVED (2)	OBLIGATIONS INCURRED		UNOBLIGATED BALANCE OF ALLOTMENT (5)=(2)-(4)
		THIS REPORT (3)	TO DATE (4)	
792 Auditing Services	50,269.02	64.96	50,269.02	-
796 Janitorial Services	854,742.18	127,827.82	854,742.18	-
797 Security Services	899,627.73	106,289.88	899,627.73	-
799 Other Professional Services	575,583.56	(333,029.80)	575,583.56	-
811 Repair & Maintenance -Office Buildings	167,881.94	-	167,881.94	-
821 Repair & Maintenance -Office Equipment	61,150.00	-	61,150.00	-
823 Repair & Maintenance -IT Equipt & Software	111,952.32	-	111,952.32	-
841 Repair & Maintenance - Motor Vehicles	226,466.31	-	226,466.31	-
883 Extraordinary Expenses	68,572.65	3,093.70	68,572.65	-
884 Miscellaneous Expenses	512.55	-	512.55	-
891 Taxes, Duites & Fees	3,082.04	-	3,082.04	-
892 Fidelity Bond Premiums	56,126.25	-	56,126.25	-
893 Insurance Expenses	62,458.62	-	62,458.62	-
969 Other MOOE	88,300.00	4,000.00	88,300.00	-
A.01.a.01 - Capital Outlay	150,000.00	15,000.00	149,267.76	732.24
211 Office Buildings			-	-
221 Office Equipment	150,000.00	15,000.00	149,267.76	732.24
TOTAL, A.01.a.01	13,221,000.00	723,548.82	13,220,267.76	732.24
II.a.1 - Operation of Science and Technology Center for Information Services				
A.03.a.01 - Personal Services	7,761,502.46	3,316,506.23	7,761,502.46	-
701 Salaries & Wages - Regular	3,444,500.26	319,739.89	3,444,500.26	-
711 Personnel Economic Relief Allow.(PERA)	345,036.36	30,000.00	345,036.36	-
713 Representation Allowance (RA)	44,000.00	4,000.00	44,000.00	-
714 Transportation Allowance (TA)	44,000.00	4,000.00	44,000.00	-
715 Clothing/Uniform Allowance	56,000.00	4,000.00	56,000.00	-
716 Subsistence, Laundry & Quarter Allow.	502,325.00	502,325.00	502,325.00	-
717 Productivity Incentive Allowance	30,000.00	-	30,000.00	-
721 Hazard Pay	1,045,981.81	1,045,981.81	1,045,981.81	-
722 Longevity Pay	1,234,854.99	1,234,854.99	1,234,854.99	-
724 Cash Gift	73,500.00	-	73,500.00	-
725 Year End Bonus	313,150.00	-	313,150.00	-
731 Life & Retirement Insurance Contributions	415,177.19	39,248.62	415,177.19	-
732 PAG-IBIG Contributions	16,700.00	1,500.00	16,700.00	-

Handwritten signature/initials