

**QUARTERLY REPORT OF INCOME**  
For the Quarter Ending September, 2011


Department/Agency:  
Fund Code:


Department of Science and Technology / Science & Technology Information Institute  
101

CLASSIFICATION / SOURCES OF INCOME	ACTUAL INCOME COLLECTIONS FOR THE QUARTER				CUMULATIVE INCOME COLLECTIONS TO DATE	CUMULATIVE INCOME DEPOSITED WITH BTR	REMARKS
	FIRST MONTH	SECOND MONTH	THIRD MONTH	TOTAL			
<b>SALES REVENUE</b>							
1. Sale of Journals***							
1.1 Phil. Journal of Science	13,576.05	5,000.00	3,600.00	22,176.05	22,176.05		
2. Publications							
2.1 Tekno-Tulong	-	-	-	-	-		
<b>SUB-TOTAL</b>	13,576.05	5,000.00	3,600.00	22,176.05	22,176.05	-	
<b>MISCELLANEOUS OPERATING AND SERVICE INCOME</b>							
1. Library Services ( Photocopying )	644.00	1,931.00	1,937.00	4,512.00	4,512.00	4,512.00	
2. Canteen Rental	-	-	4,000.00	4,000.00	4,000.00	4,000.00	
<b>SUB-TOTAL</b>	644.00	1,931.00	5,937.00	8,512.00	8,512.00	8,512.00	
<b>GRAND TOTAL</b>	14,220.05	6,931.00	9,537.00	30,688.05	30,688.05	8,512.00	

\*\*\*Proceeds from sale of the PJS are used to defray the cost of printing of these journals and any excess is remitted to the National Treasury ( Sec. 10 Gen. Prov. of RA#10147, General Appropriations Act FY 2011 ).

\*\*\*Cumulative income collections to date is P/53,162.34, out of this, total expenses incurred of P/20,000.00 was charged for the printing cost of journals dated July 4, 2011.

Certified Correct:  
  
MARILOU C. LEE LIAN  
Accountant III

Submitted By:  
  
RAYMUND E. LIBORO  
Director

RECORDED  
JUL 19 2011

**QUARTERLY REPORT OF INCOME**  
For the Quarter Ending June, 2011

Department/Agency:  
Fund Code:

Department of Science and Technology / Science & Technology Information Institute  
101

BUDGET & MANAGEMENT

CLASSIFICATION / SOURCES OF INCOME	ACTUAL INCOME COLLECTIONS FOR THE QUARTER				CUMULATIVE INCOME COLLECTIONS TO DATE	CUMULATIVE INCOME DEPOSITED WITH BTR	REMARKS
	FIRST MONTH	SECOND MONTH	THIRD MONTH	TOTAL			
SALES REVENUE							
1. Sale of Journals***							
1.1 Phil. Journal of Science	8,348.01	12,538.28	1,000.00	21,886.29	21,886.29		
2. Publications							
2.1 Tekno-Tulong	-	-	240.00	240.00	240.00	240.00	
SUB-TOTAL	8,348.01	12,538.28	1,240.00	22,126.29	22,126.29	240.00	
MISCELLANEOUS OPERATING AND SERVICE INCOME							
1. Library Services ( Photocopying )	-	1,250.00	113.00	1,363.00	1,363.00	1,363.00	
2. Canteen Rental	2,000.00	-	-	2,000.00	2,000.00	2,000.00	
SUB-TOTAL	2,000.00	1,250.00	113.00	3,363.00	3,363.00	3,363.00	
GRAND TOTAL	10,348.01	13,788.28	1,353.00	25,489.29	25,489.29	3,603.00	

\*\*\*Proceeds from sale of the PJS are used to defray the cost of printing of these journals and any excess is remitted to the National Treasury ( Sec. 10 Gen. Prov. of RA#10147, General Appropriations Act FY 2011 ).

Certified Correct:  
*Mariou C. Leelian*  
MARILOU C. LEELIAN  
Accountant III

Submitted By:  
*Raymund E. Liboro*  
RAYMUND E. LIBORO  
Director

**QUARTERLY REPORT OF INCOME**  
For the Quarter Ending September, 2011


Department/Agency:  
Fund Code:


Department of Science and Technology / Science & Technology Information Institute  
101

CLASSIFICATION / SOURCES OF INCOME	ACTUAL INCOME COLLECTIONS FOR THE QUARTER				CUMULATIVE INCOME COLLECTIONS TO DATE	CUMULATIVE INCOME DEPOSITED WITH BTR	REMARKS
	FIRST MONTH	SECOND MONTH	THIRD MONTH	TOTAL			
<b>SALES REVENUE</b>							
1. Sale of Journals***							
1.1 Phil. Journal of Science	13,576.05	5,000.00	3,600.00	22,176.05	22,176.05		
2. Publications							
2.1 Tekno-Tulong	-	-	-	-	-		
<b>SUB-TOTAL</b>	<b>13,576.05</b>	<b>5,000.00</b>	<b>3,600.00</b>	<b>22,176.05</b>	<b>22,176.05</b>	-	
<b>MISCELLANEOUS OPERATING AND SERVICE INCOME</b>							
1. Library Services ( Photocopying )	644.00	1,931.00	1,937.00	4,512.00	4,512.00	4,512.00	
2. Canteen Rental	-	-	4,000.00	4,000.00	4,000.00	4,000.00	
<b>SUB-TOTAL</b>	<b>644.00</b>	<b>1,931.00</b>	<b>5,937.00</b>	<b>8,512.00</b>	<b>8,512.00</b>	<b>8,512.00</b>	
<b>GRAND TOTAL</b>	<b>14,220.05</b>	<b>6,931.00</b>	<b>9,537.00</b>	<b>30,688.05</b>	<b>30,688.05</b>	<b>8,512.00</b>	

\*\*\*Proceeds from sale of the PJS are used to defray the cost of printing of these journals and any excess is remitted to the National Treasury ( Sec. 10 Gen. Prov. of RA#10147, General Appropriations Act FY 2011 ).

\*\*\*Cumulative income collections to date is P/53,162.34, out of this, total expenses incurred of P/20,000.00 was charged for the printing cost of journals dated July 4, 2011.

Certified Correct:  
  
MARILOU C. LEE LIAN  
Accountant III

Submitted By:  
  
RAYMUND E. LIBORO  
Director



